

# K6 Block Diagram

04240  
91.4C101.001

## PCB Layer Stackup

L1:Top  
L2:GND  
L3:Signal 1  
L4:Signal 2  
L5:GND  
L6:Signal 3  
L7:VCC  
L8:Bottom

## System DC/DC MAX1901 62

INPUTS	OUTPUTS
VINT16	VCC5M VCC3M

## Battery Charger/Selector MAX8724 57

CV16	M-BAT-PWR S-BAT-PWR
------	------------------------

## GMCH/ICH6 CORE MAX1540 66

VINT16	VCC1R05B VCC1R2M
--------	---------------------

## CPU DC/DC ISL6217 63

VINT16	VCCCPUCORE
--------	------------

## DDR2 DC/DC MAX1993 65

VINT16	VCC1R8M
--------	---------

## LVDS/DDR2 VREF MAX1589/LP2996MR 67

VCC5M VCC1R8A	VCC0R9B
------------------	---------

## Clock Generator ICS951411/CY28RS400 14

**Intel Mobile CPU**  
Dothan: 1.6BGHz/1.73GHz  
1.87GHz/2AGHz/2.1GHz  
Celeron: 1.4GHz/1.5GHz/1.6GHz  
3, 4, 5

AGTL+ FSB 400/533MHz  
4.3GB/s

200-PIN DDR2 SODIMM

**UNBUFFERED  
DDR SODIMM  
Socket**  
11, 12, 13

**UNBUFFERED  
DDR SODIMM  
Socket**  
11, 12, 13

Thermal Sensor  
LM26 4

Thermal Sensor  
LM75X2 52

ATMEL  
AT24RF08CN 48

**Ultrabay 2000  
Optical Drives  
HDD/2nd  
Battery** 25

**HDD**  
24

**LINE OUT**  
29

**OP AMP  
AN12943**  
32, 33

**Int. MIC**  
28

**AC97 CODEC  
AD1981B**  
27

**MIC IN**  
29

**RJ11  
CONN**  
42

**CDC  
Modem/Bluetooth**  
34

**ATI  
RC400MB**  
AGTL+ CPU I/F  
DDR Memory I/F  
INTEGRATED GRAHPICS  
LVDS, CRT I/F  
6, 7, 8, 9, 10

**ATI  
SB400**  
USB 2.0 (2+2+2)  
ETHERNET (10/100Mb)  
AC97 2.2  
ATA 66/100  
ACPI 1.1  
LPC I/F  
PCI/PCI BRIDGE  
INT. RTC  
19, 20, 21

**14.1", 15.0" XGA  
and 15.0"  
CRT Port** 15, 16, 17

ATMEL  
AT24C256N

**Broadcom Ethernet  
Giga LAN  
BCM5751**  
40, 41

**Broadcom Ethernet  
10/100  
BCM5751F**  
40, 41

**RJ45  
CONN**  
42

**New Card**  
29

**New Card  
Power  
Switch**  
38  
R5535

**PCI4510  
1Cardbus**  
35, 36, 37, 38

**CardBus  
Power  
Switch**  
38

**PCMCIA  
SLOT**  
37

**Mini-PCI  
802.11a/b/g**  
43

**Keyboard Light**

**PMH-4**  
48

**USB 1, 2**  
26

**KBC  
H8S/2161B**  
46

**NS FIR & LPC SW  
PC87392** FDD 49

**FWH  
SST-49LF008**  
23

**Parallel Port**  
50

**FIR  
IRMS6452**  
51

**Int. KB  
Track point IV**  
47

STMicro M50FW080K1 : 38L4888BA  
SST 49LF008 : 38L4888AA  
Atmel AT24RF08CN : 38L4888CA

緯創資通

**Wistron Corporation**  
21F, 88, Sec. 1, Hsin Tai Wu Rd., Hsichih,  
Taipei Hsien 221, Taiwan, R.O.C.

Title		
K6 Block Diagram		
Size A3	Document Number K6	Rev SA
Date: Monday, March 21, 2005	Sheet 1 of 71	

RESISTOR

Symbol name	Value	Tolerance (J: 5%, F: 1%, D: 0.5%, B: 0.1 %)	Rating 0402=> 1/16W, 25V 0603 => 1/16W, 75V 0805 => 1/10W, 100V	Size 2=>0402, 3=>0603, 5=>0805, 6=>1206, 0=>1210
10KR3	10K Ohm	If no letter, it means J: 5%	1/16W, 75V	0603
33D3R5	33.3 Ohm	If no letter, it means J: 5%	1/10W, 100V	0805
1KR3F	1K Ohm	F: 1%	1/16W, 75V	0603

The naming rule is value + R + size + tolerance  
For the value, it can be read by the number before R. (R means resistor)  
For the tolerance, it can be read from the last letter.  
For the rating, we don't show on the symbol name.  
For the size, R2=>0402, R3=>0603, R5=>0805,....

PCI TABLE

DEVICE	IDSEL	IRQ(Default)	REQ# / GNT#
MINIPCI SLOT	AD18	F, G	REQ# 2/ GNT#2
CARDBUS R5C841	AD16	SERIRQ	REQ#0 / GNT#0
USB UHCI	AD29	A, B, C, D	
USB 2.0 EHCI	AD29	A	
DMI-to-PCI AC97 Modem AC97 Audio	AD30	B A	REQ#1 / GNT#1
LPC Bridge IDE SATA SMBus	AD31	A B B	
PCI Express	AD28	A, B, C, D	
Azalia Controller	AD27	A	

CAPACITOR

Symbol name	Value	Tolerance (M: +/-20, K: +/-10, Z: +80/-20)	Rating	Size 2=>0402, 3=>0603, 5=>0805, 6=>1206, 0=>1210
SCD1U10V2MX-1	0.1uF	M/X5R	10V	0402
SC10U6D3V5MX	10uF	M/X5R	6.3V	0805
SC2D2U16V5ZY	2.2uF	Z/Y5V	16V	0805

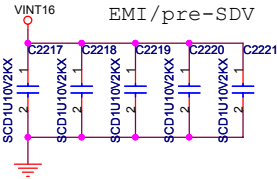
The naming rule is  
Capacitor type + value + rating + size + tolerance + material  
SCD1U10V2MX-1  
SC=> SMT Ceremic, TC=> POS cap or SP cap  
D1U => 0.1uF  
10V => the voltage rating is 10V  
2=> 0402, 3=>0603, 5=>0805  
M=>tolerance M, K, Z  
X=> X7R/X5R, Y=> Y5V  
-1 => symbol version, nonsense to EE characteristic

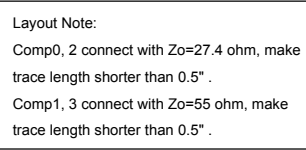
NOT UPDATED

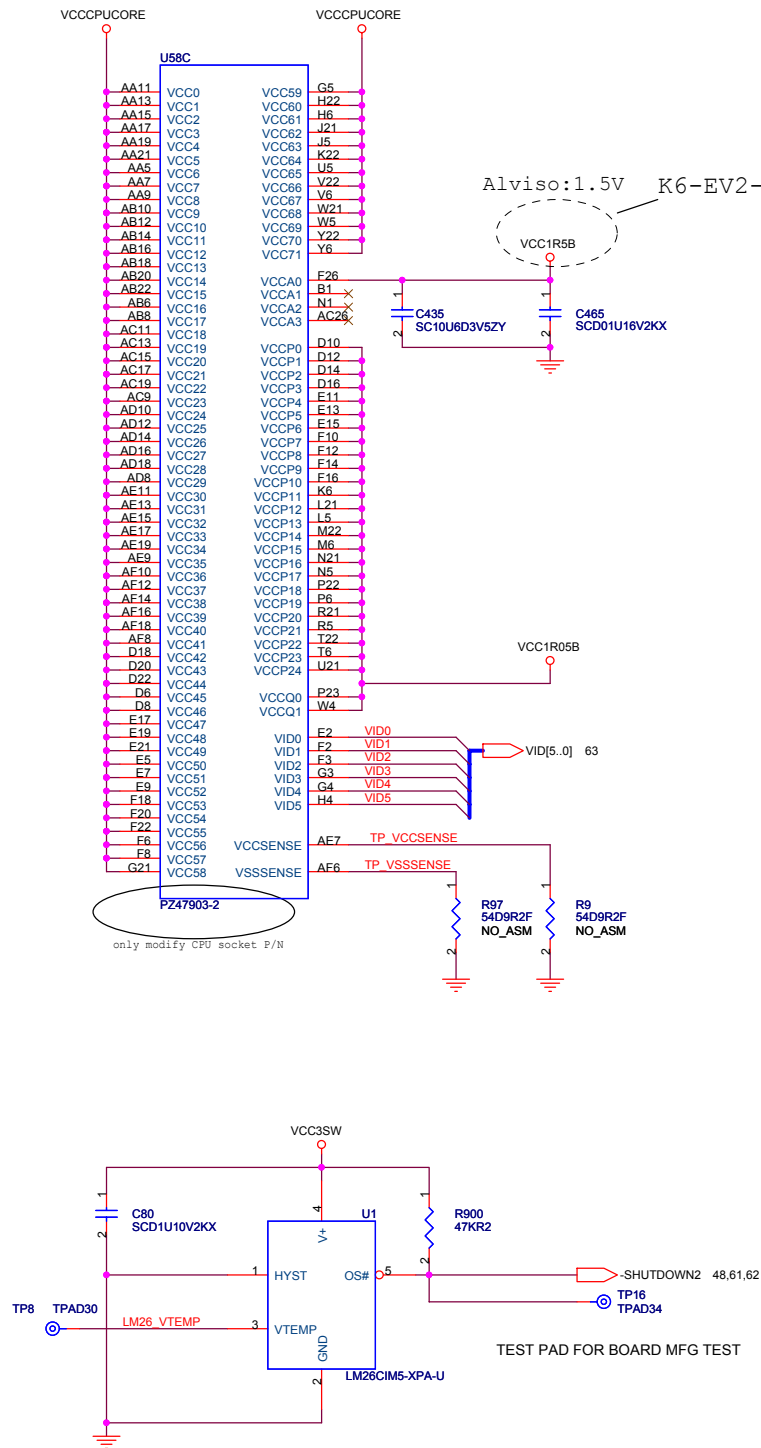
Merge to Y-Alviso:  
1) LPCCLK\_SIO\_CRYPT\_33M 39,49  
LPCCLK\_SIO\_33M  
LPCCLK\_CRYPT\_33M  
2) page 40,49:"-PLTRST"-->"-PLTRST\_2"  
3) u96-->NO\_ASM  
4) page 50, swap pin as "0508"  
4) page4, VCCA0-->VCC1R8B  
5) page46, -H8SCI-->PH\_VCC3M  
6) PAGE 63, ASM\_TC8, NO\_ASM\_TC7

PLANAR\_ID[2..0]

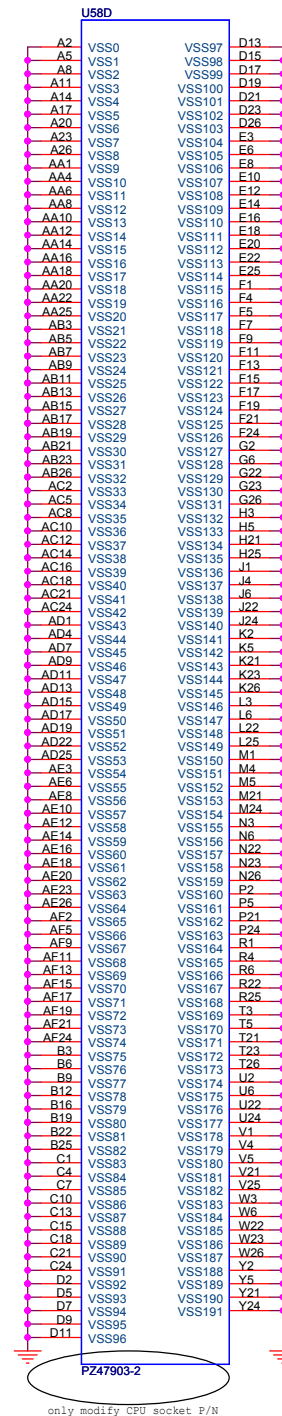
SIO PC8394T I/O	12	11	10	15	Y Note-5 Planar ID Version
PLANAR_IDn	3	2	1	0	
	0	0	0	0	SDV
					SIV
					SIT
					SVT
					SOVP

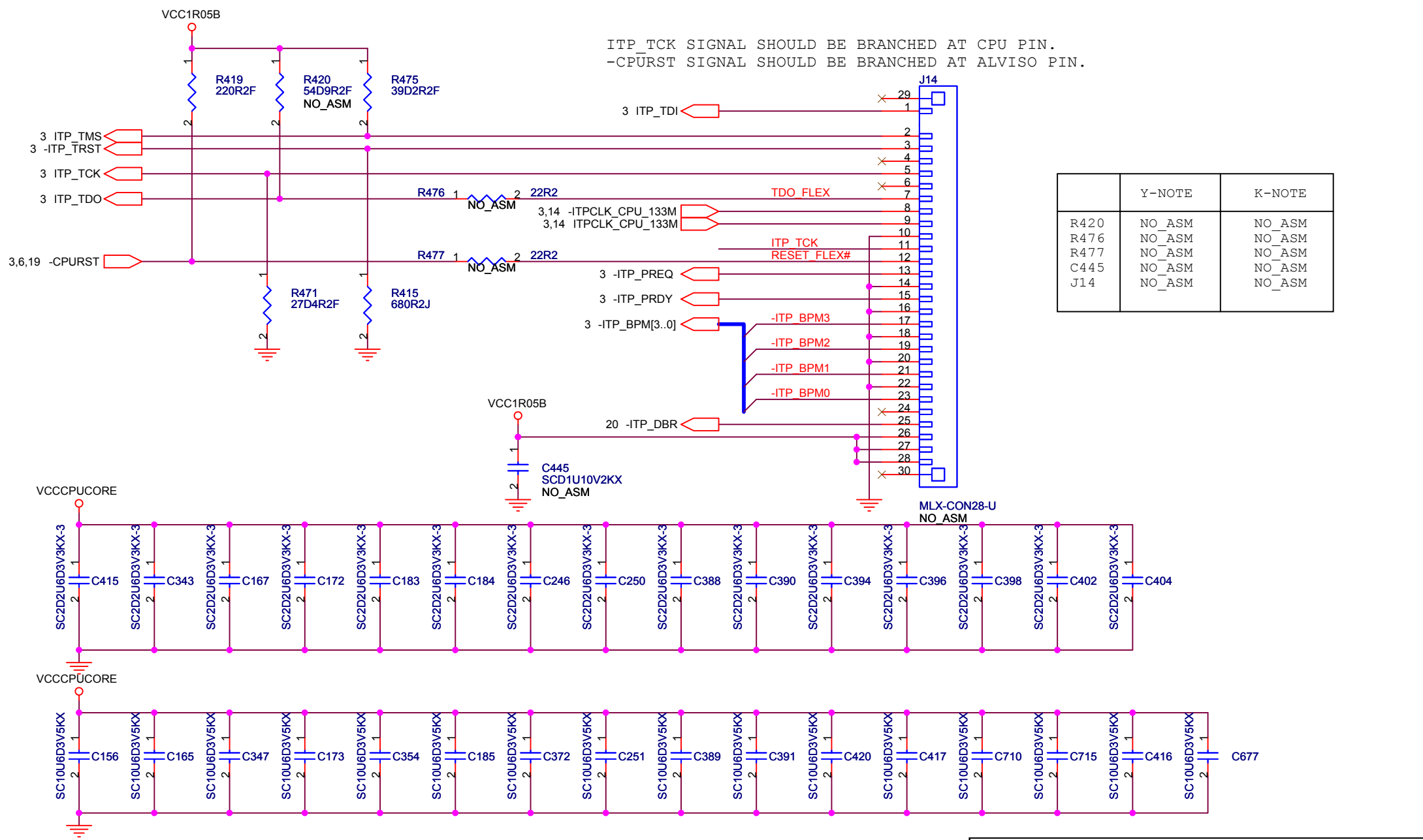






	Y-NOTE	K-NOTE
R97 R9	NO_ASM NO_ASM	NO_ASM NO_ASM





ITP\_TCK SIGNAL SHOULD BE BRANCHED AT CPU PIN.  
-CPURST SIGNAL SHOULD BE BRANCHED AT ALVISO PIN.

	Y-NOTE	K-NOTE
R420	NO_ASM	NO_ASM
R476	NO_ASM	NO_ASM
R477	NO_ASM	NO_ASM
C445	NO_ASM	NO_ASM
J14	NO_ASM	NO_ASM

緯創資通

Wistron Corporation  
21F, 88, Sec.1, Hsin Tai Wu Rd., Hsichih,  
Taipei Hsien 221, Taiwan, R.O.C.

Title

ITP CNNECTOR

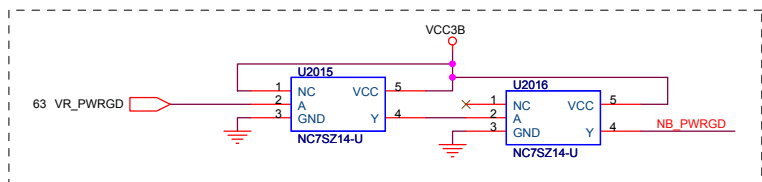
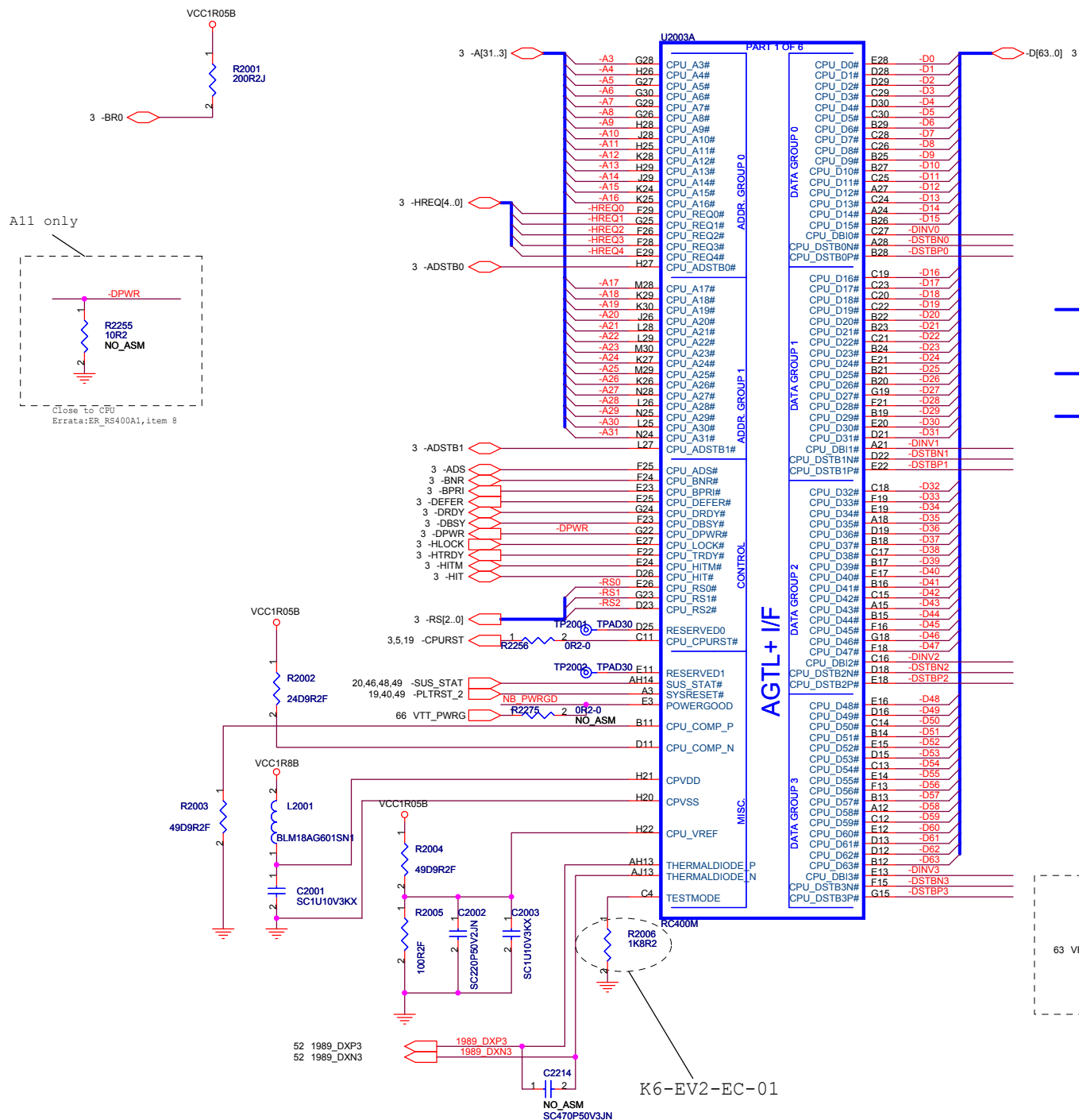
Size  
A4

Document Number  
K6

Rev  
SA

Date: Monday, March 21, 2005

Sheet 5 of 71



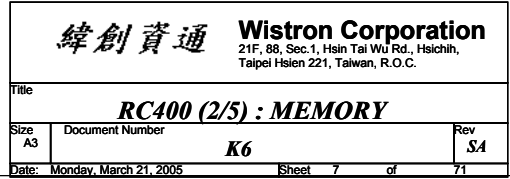
緯創資通 Wistron Corporation

21F, 88, Sec.1, Hsin Tai Wu Rd., Hsichih,  
Taipei Hsien 221, Taiwan, R.O.C.

Title RC400 (1/5) : HOST I/F

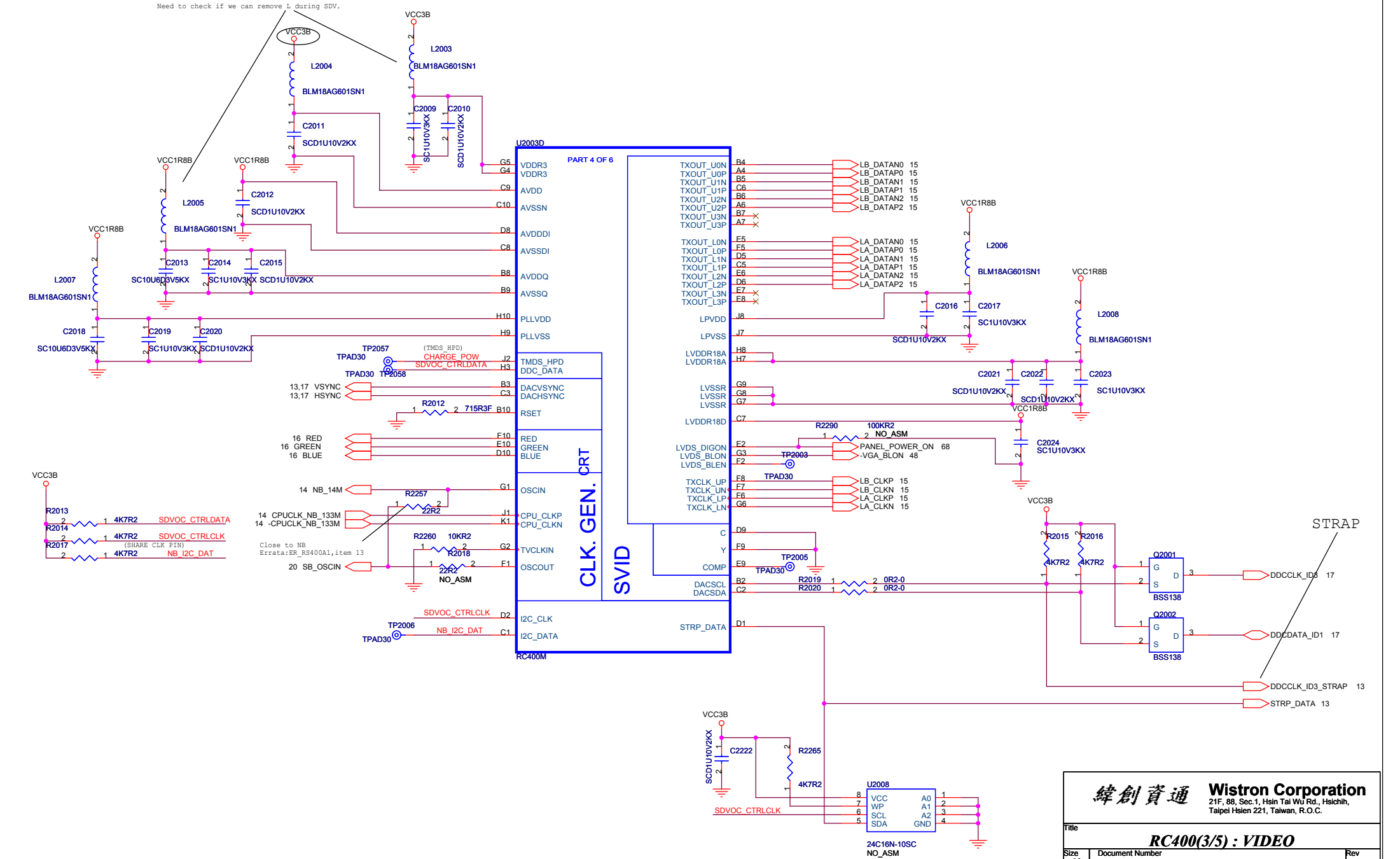
Size A3 Document Number K6 Rev .S4

Date: Monday, March 21, 2005 Sheet 6 of 71

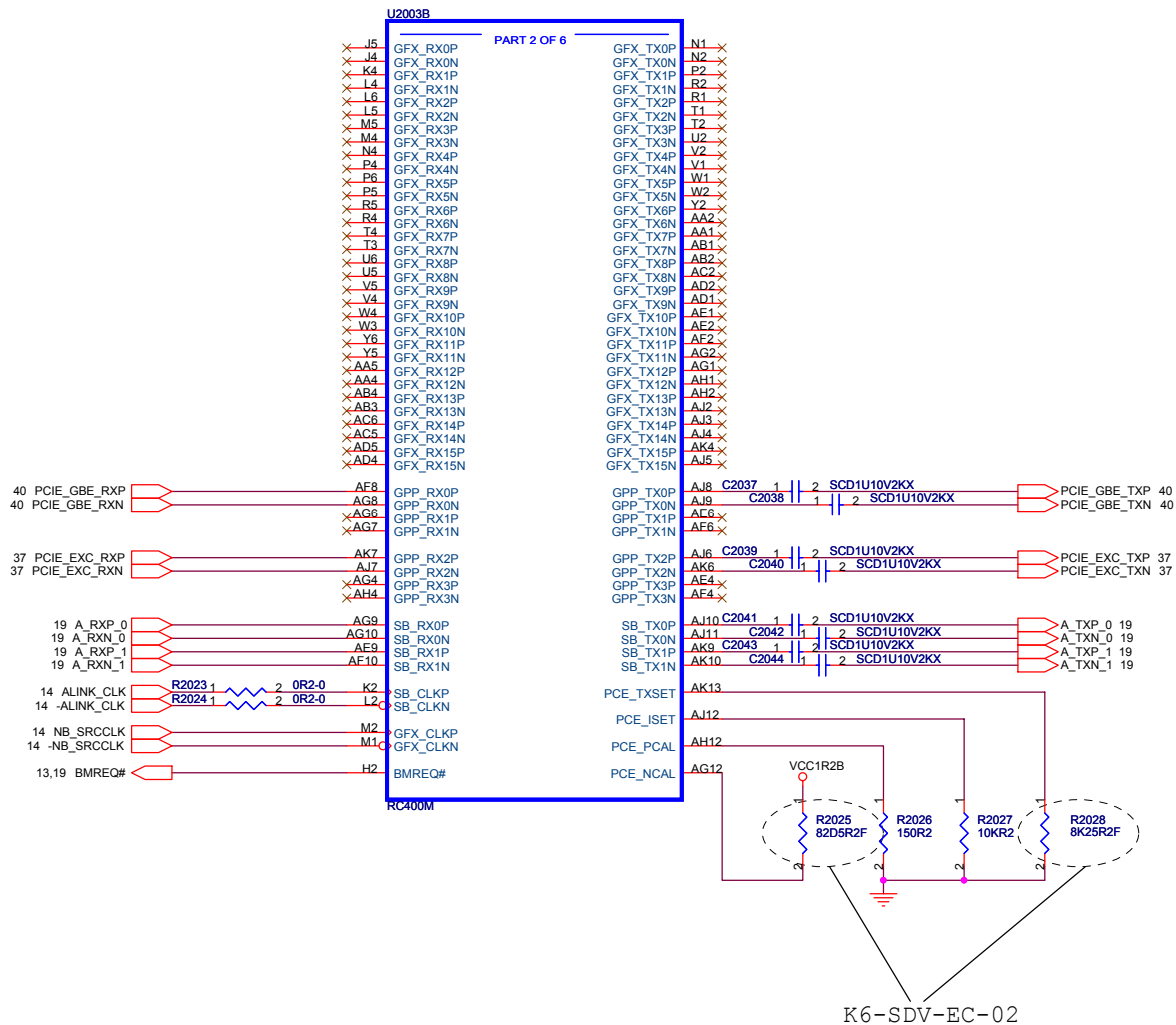


TP2055  
PANEL\_BKLT\_CTRL 15  
TPAD30  
No function

Need to check if we can remove L during SDV.



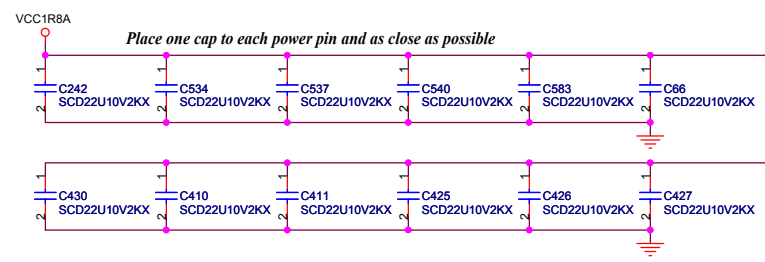
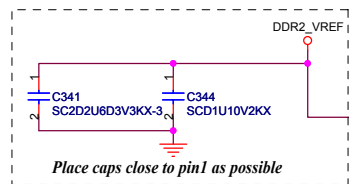
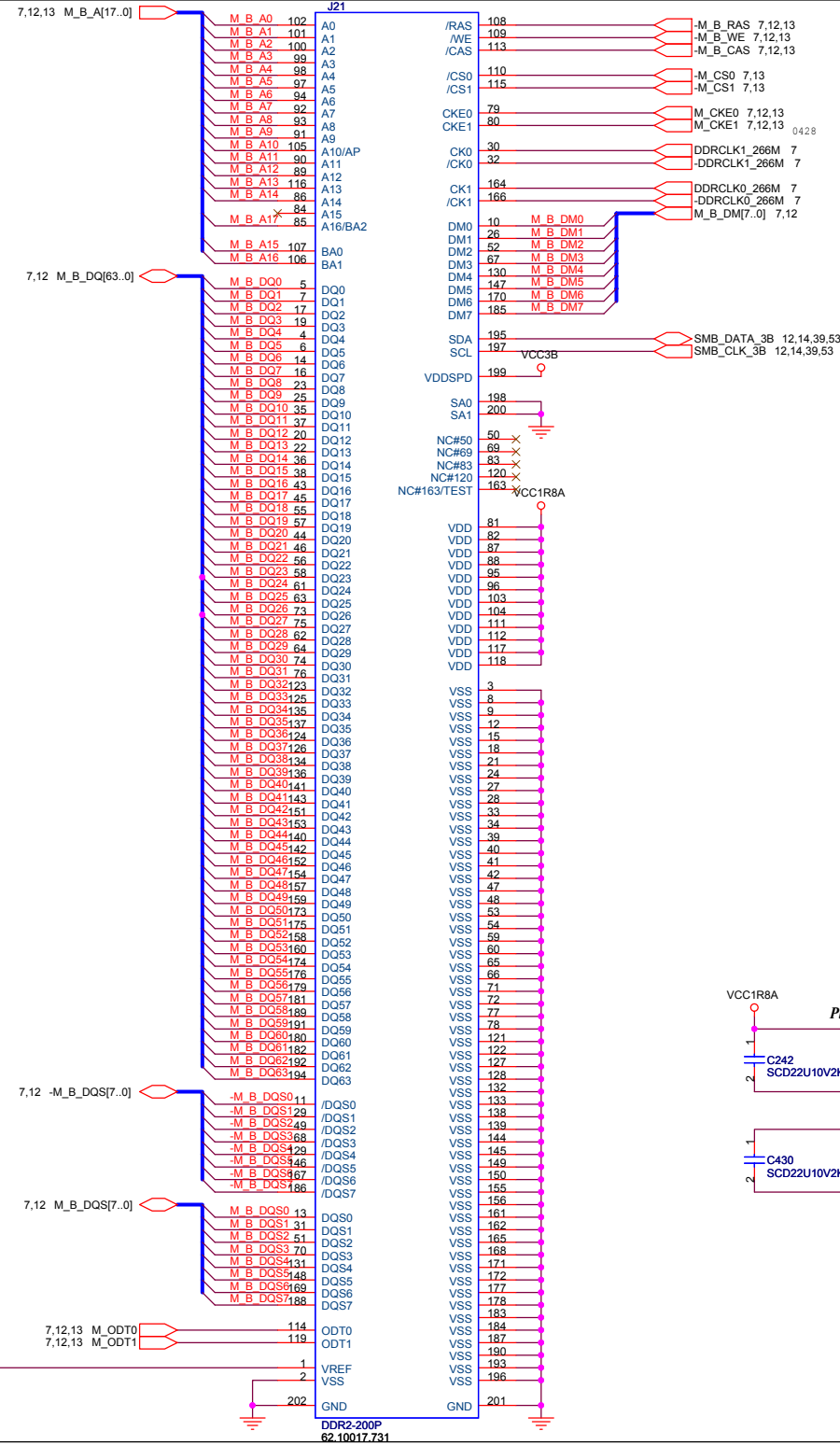




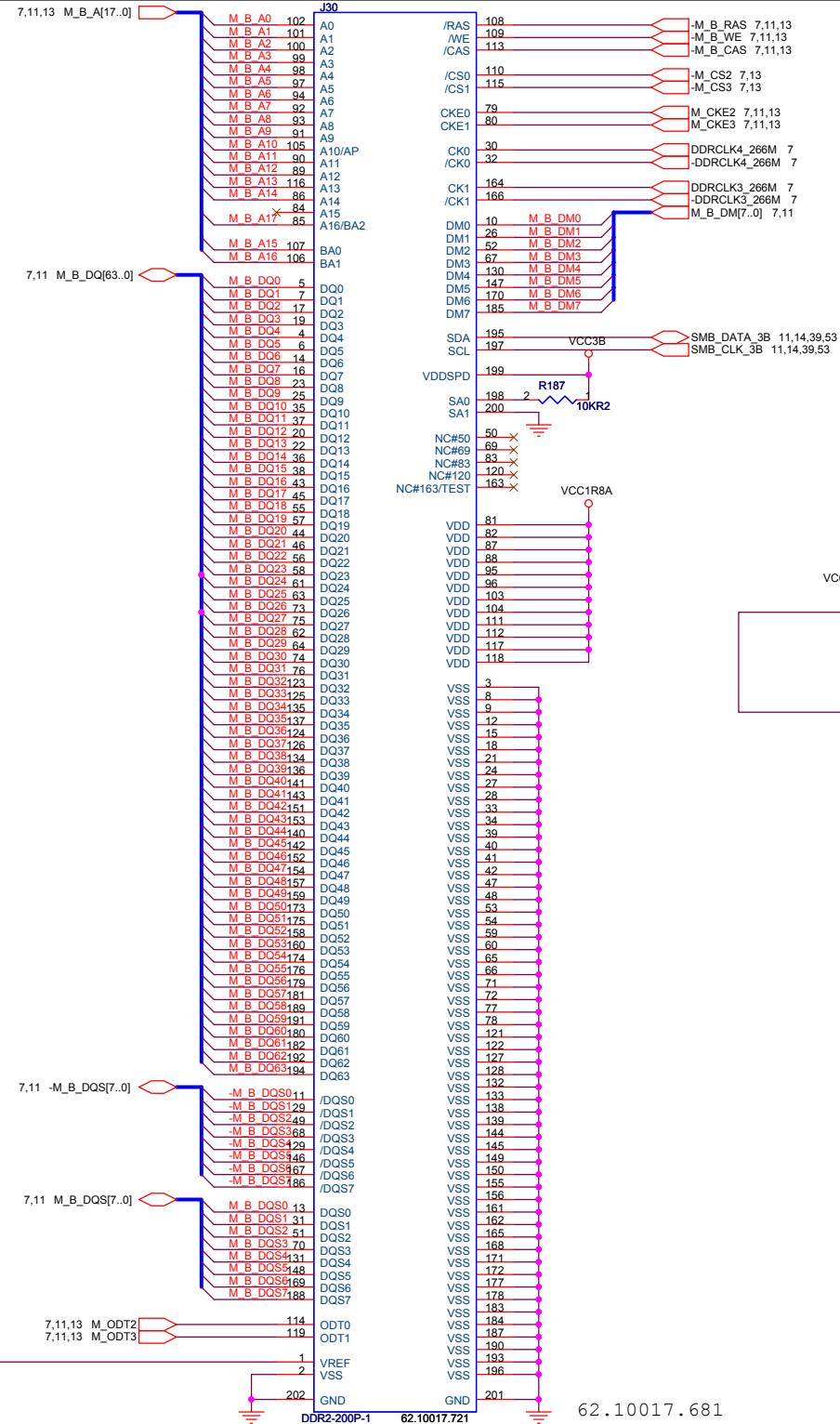
緯創資通 Wistron Corporation  
21F, 88, Sec.1, Hsin Tai Wu Rd., Hsichih,  
Taipei Hsien 221, Taiwan, R.O.C.

Title				
RC400 (4/5) : PCI-E				
Size	Document Number			Rev
A3	K6			SA
Date:	Monday, March 21, 2005	Sheet	9 of	71





<b>緯創資通 Wistron Corporation</b> 21F, 88, Sec.1, Hsin Tai Wu Rd., Hsichih, Taipei Hsien 221, Taiwan, R.O.C.		
Title: <b>DDR-2 SO-DIMM A</b>		
Size: A3	Document Number: <b>K6</b>	Rev: <b>SA</b>
Date: Monday, March 21, 2005 Sheet 11 of 71		



Timing diagram for the M-Bus interface. The diagram shows a sequence of bus transactions between a master (top) and multiple slave devices (bottom). The master sends address 0x00000000, then 0x00000001, and then 0x00000002. The slave devices respond with data. The diagram is labeled with 'M-Bus' and 'M-Bus'.

CS OD DRIVER...HOW TO PROVIDE LOW STRAP??

9,19 BMREQ#

8,17 HSYNC

8,17 VSYNC

8, DDCLK\_ID3\_STRAP

8 STRP\_DATA

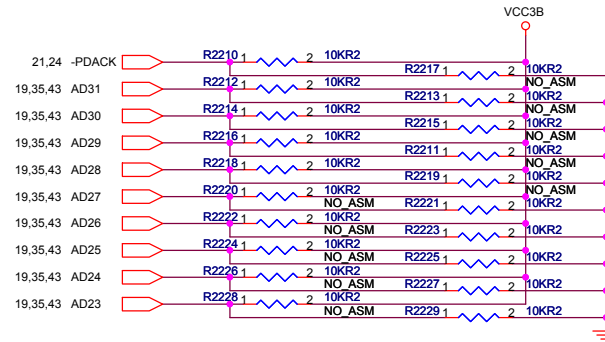
STRP\_DATA:Debug strap  
High, EZPROM STRAPING  
Low, Memory Channel STRAPING

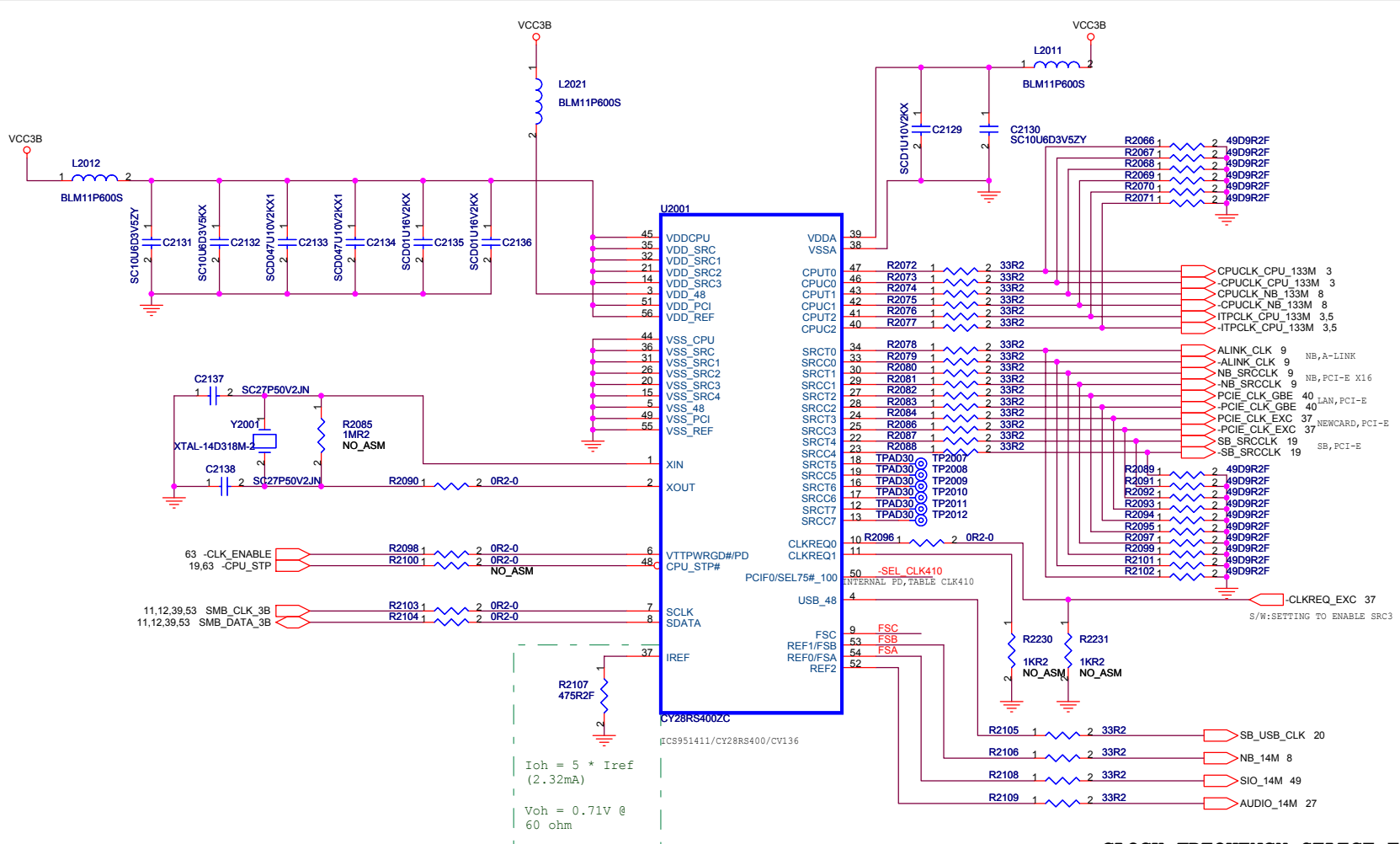
The diagram illustrates the SB (System Board) connections to the VCC3M power plane. Key components and connections include:

- Power Plane:** VCC3M
- Resistors:** R2194, R2203, R2201 (10KR2), R2202, R2205, R2207, R2209.
- Signals:**
  - 19 ACPWR\_STRAP
  - 19,46,48,49 SUSCLK\_32K
  - 19,43 PCICLK\_MPCI\_33M
  - 20,27,34 AC97\_SDOUT
  - 19,35 PCICLK\_CB\_33M
  - 20 SPDIF\_OUT
  - 19,48 LPCCLK\_GA\_33M
  - 19,23 LPCCLK\_FWH\_33M
  - 19,49 LPCCLK\_SIO\_33M
  - 19 LPCCLK\_CRYPT\_33M
  - 19 PCI\_CK8
- Resistor Network Details (R2201):**
  - R2261, R2282, R2200, R2294, R2196, R2199, R2202, R2205, R2207, R2209
  - Values: 10KR2, NO\_ASM

	ACPWR_STRAP	AC97_SDOUT	SUSCLK_32K	SPDIF_OUT	LPCLCK_GA_33M	LPCLCK_FWH_33M	LPCLCK_SIO_33M	PCLCK8
PULL HIGH	MANUAL PWR ON DEFAULT	USE DEBUG STRAPS	INTERNAL RTC DEFAULT	SIO 24MHz	48MHz OSC MODE DEFAULT	14MHz OSC MODE DEFAULT	CPU I/F = K8	ROM TYPE H,H = PCI ROM H,L = PMC LPC ROM L,H = NORMAL LPC ROM L,L = FWH ROM DEFAULT
PULL LOW	AUTO PWR ON	IGNORE DEBUG STRAPS DEFAULT	EXTERNAL RTC (NOT SUPPORTED W/ IT8712 )	SIO 48MHz DEFAULT	48MHz XTAL MODE	14MHz XTAL MODE	CPU I/F = P4 DEFAULT	

	-PDACK	PCI_AD31	PCI_AD30	PCI_AD29	PCI_AD28	PCI_AD27	PCI_AD26	PCI_AD25	PCI_AD24	PCI_AD23
PULL HIGH	USE SHORT RESET	PLL CHARGE PUMP CTRL BIT 1 HI DEFAULT	PLL CHARGE PUMP CTRL BIT 0 HI DEFAULT	PLL VCO CTRL BIT 1 HI DEFAULT	PLL VCO CTRL BIT 0 HI DEFAULT	BYPASS PCI PLL	BYPASS ACPI BCLK	BYPASS IDE PLL	USE EEPROM PCIE STRAPS	BYPASS USB PLL
PULL LOW	USE LONG RESET DEFAULT	PLL CHARGE PUMP CTRL BIT 1 LO	PLL CHARGE PUMP CTRL BIT 0 LO	PLL VCO CTRL BIT 1 LO	PLL VCO CTRL BIT 0 LO	USE PCI PLL DEFAULT	USE ACPI BCLK DEFAULT	USE IDE PLL DEFAULT	USE DEFAULT PCIE STRAPS DEFAULT	USE USB PLL DEFAULT

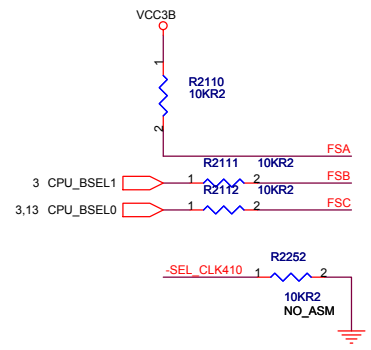




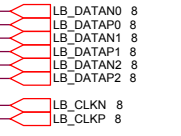
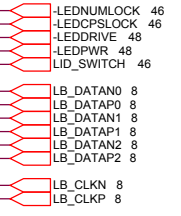
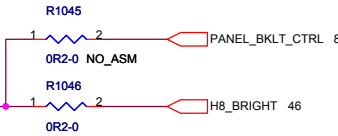
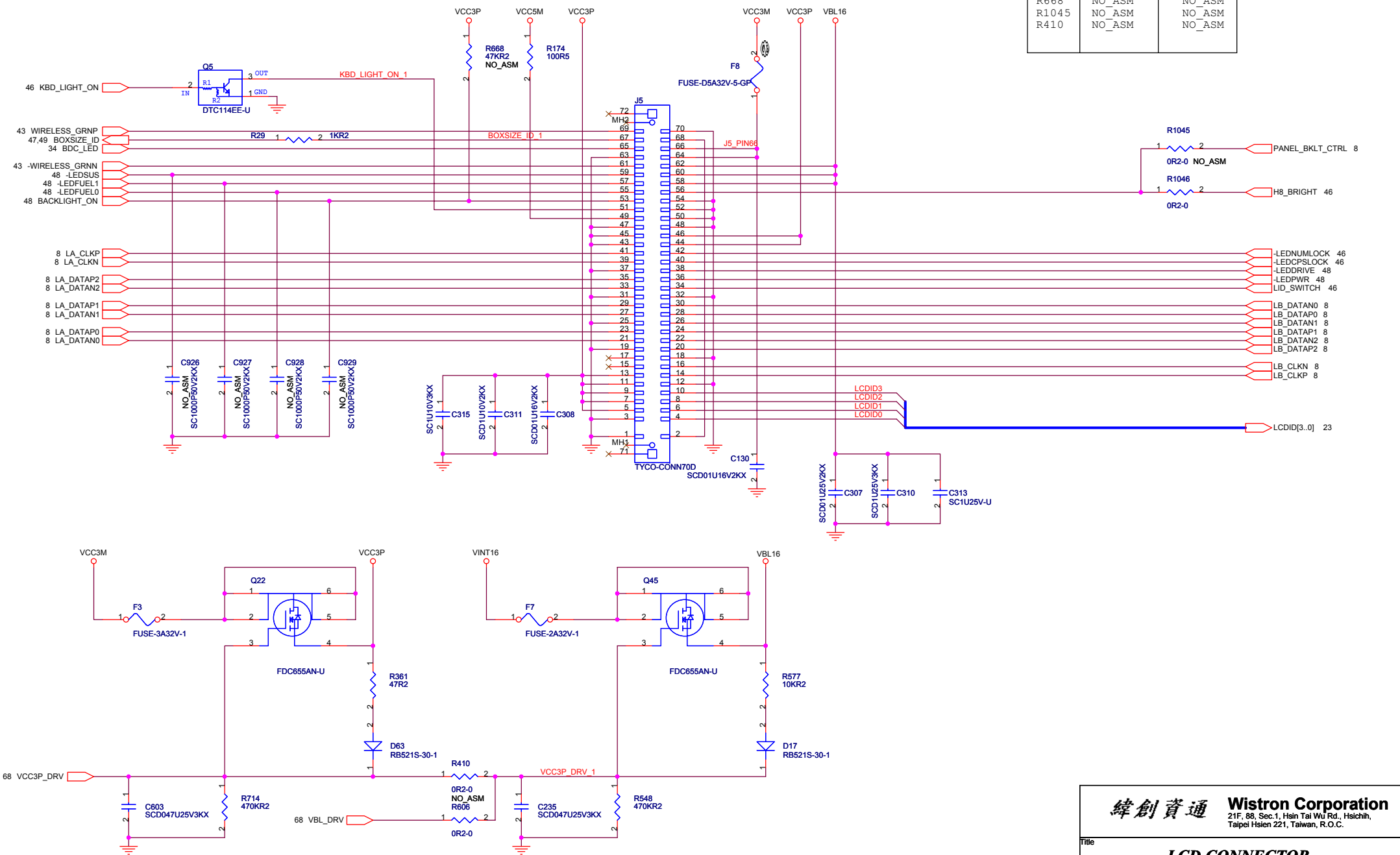
CLOCK FREQUENCY SELECT TABLE (MHz)

BSEL[0,1]

FSC	FSB	FSA	CPU	SRC	PCI	REF
1	0	1	100	100	33	14.31
0	0	1	133	100	33	14.31
0	1	1	166	100	33	14.31
0	1	0	200	100	33	14.31
0	0	0	266	100	33	14.31
1	0	0	333	100	33	14.31
1	1	0	400	100	33	14.31
1	1	1	RESV	100	33	14.31



	Y-NOTE	K-NOTE
C926	NO_ASM	NO_ASM
C927	NO_ASM	NO_ASM
C928	NO_ASM	NO_ASM
C929	NO_ASM	NO_ASM
R668	NO_ASM	NO_ASM
R1045	NO_ASM	NO_ASM
R410	NO_ASM	NO_ASM



緯創資通

Wistron Corporation

21F, 88, Sec.1, Hsin Tai Wu Rd., Hsichih, Taipei Hsien 221, Taiwan, R.O.C.

Title

LCD CONNECTOR

Size

A3

Document Number

K6

Rev

S4

Date:

Monday, March 21, 2005

Sheet

15

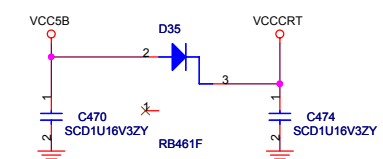
of

71

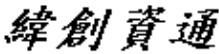


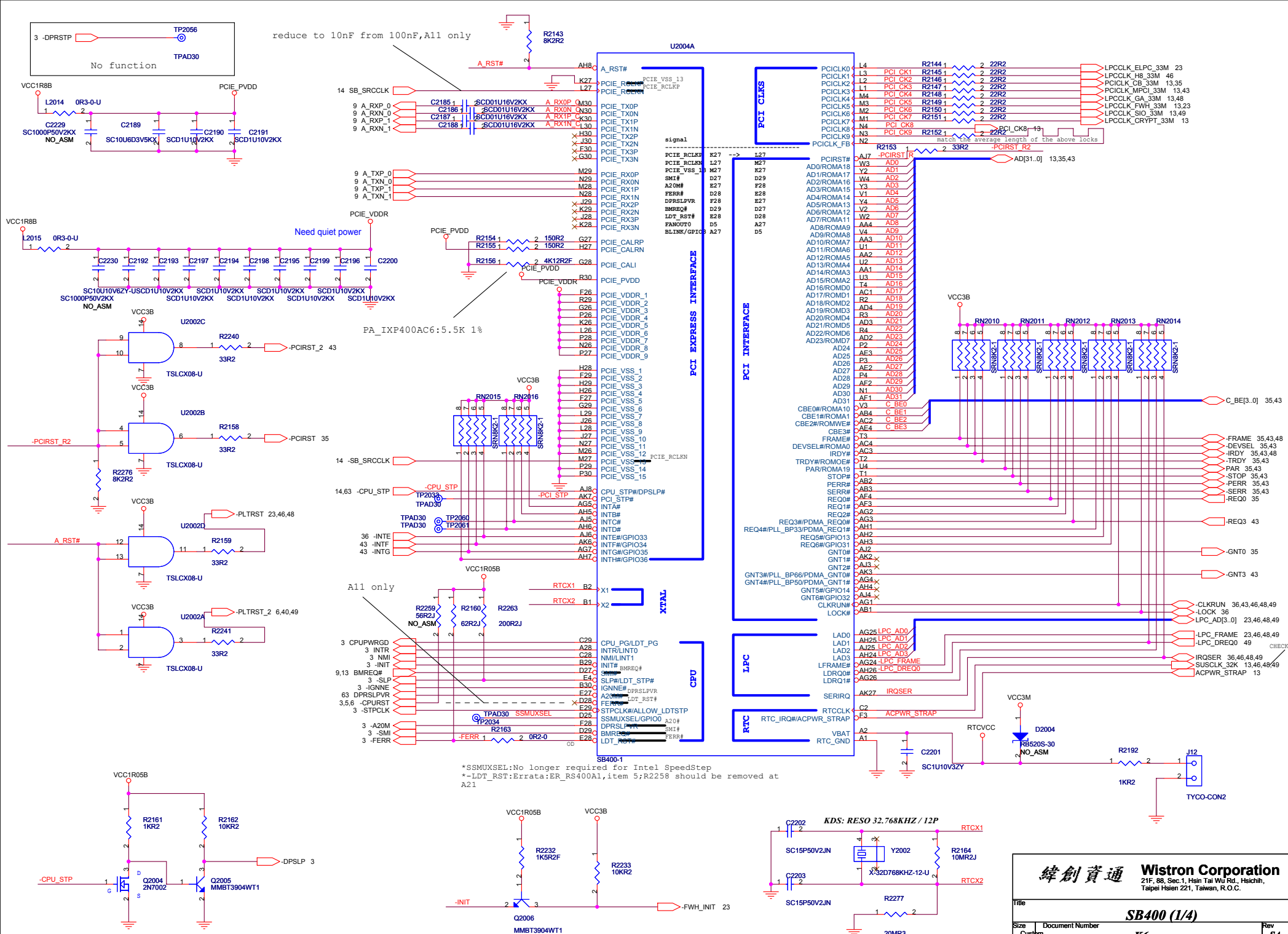


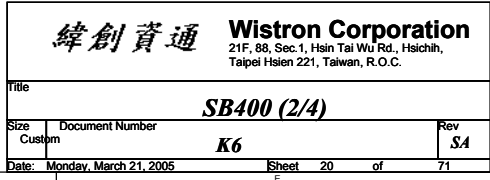
	Y-NOTE	K-NOTE
C787	NO_ASM	NO_ASM
C788	NO_ASM	NO_ASM
C727	NO_ASM	NO_ASM
C730	NO_ASM	NO_ASM
R348	NO_ASM	NO_ASM
R349	NO_ASM	NO_ASM
C471	ASM	NO_ASM
C472	ASM	NO_ASM
C473	ASM	NO_ASM
L56	ASM	NO_ASM
L57	ASM	NO_ASM
L58	ASM	NO_ASM
R1152	ASM	NO_ASM
R1153	ASM	NO_ASM
R1154	ASM	NO_ASM
C1215	ASM	NO_ASM
C1216	ASM	NO_ASM
C1217	ASM	NO_ASM



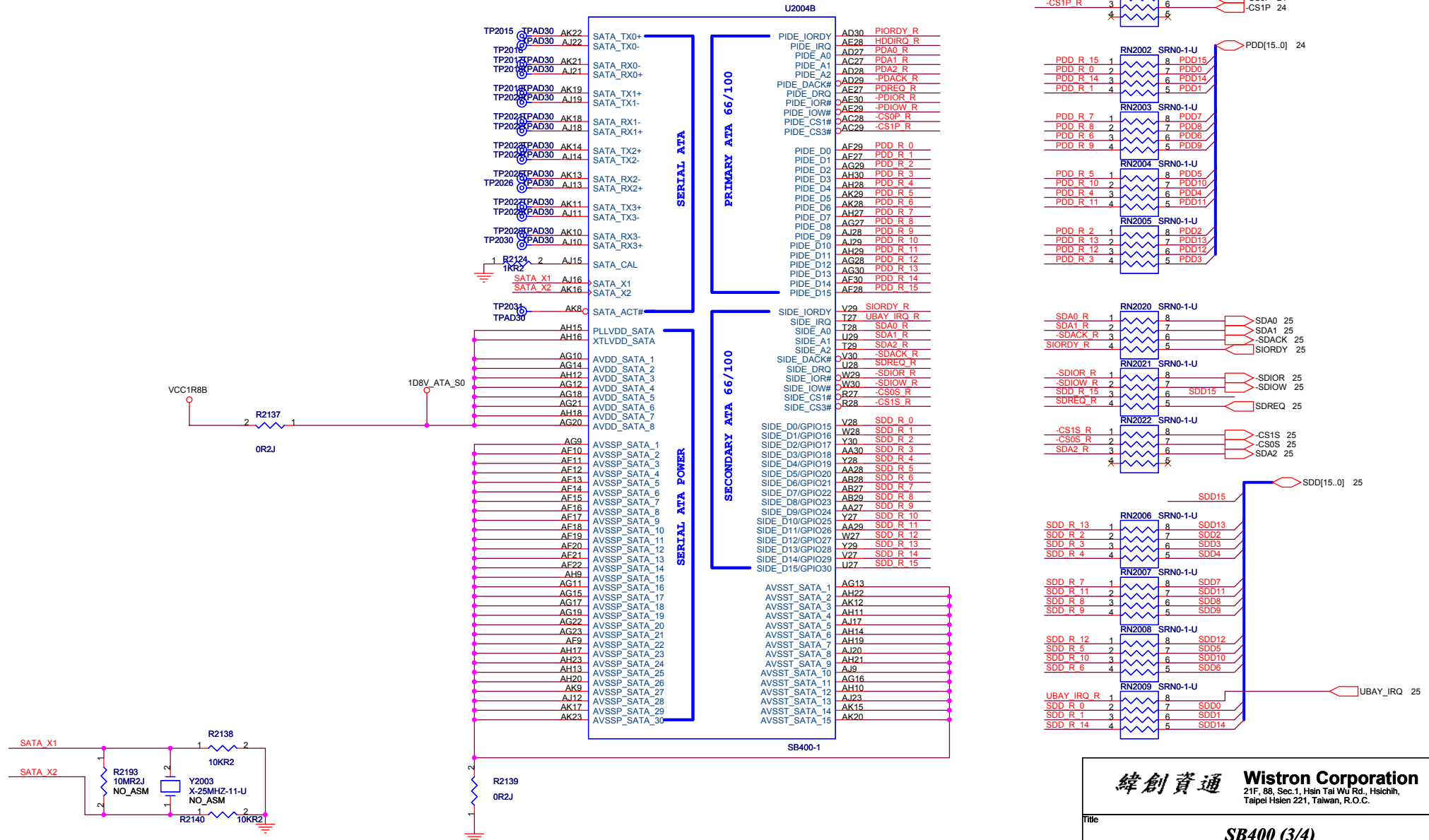
BLANK

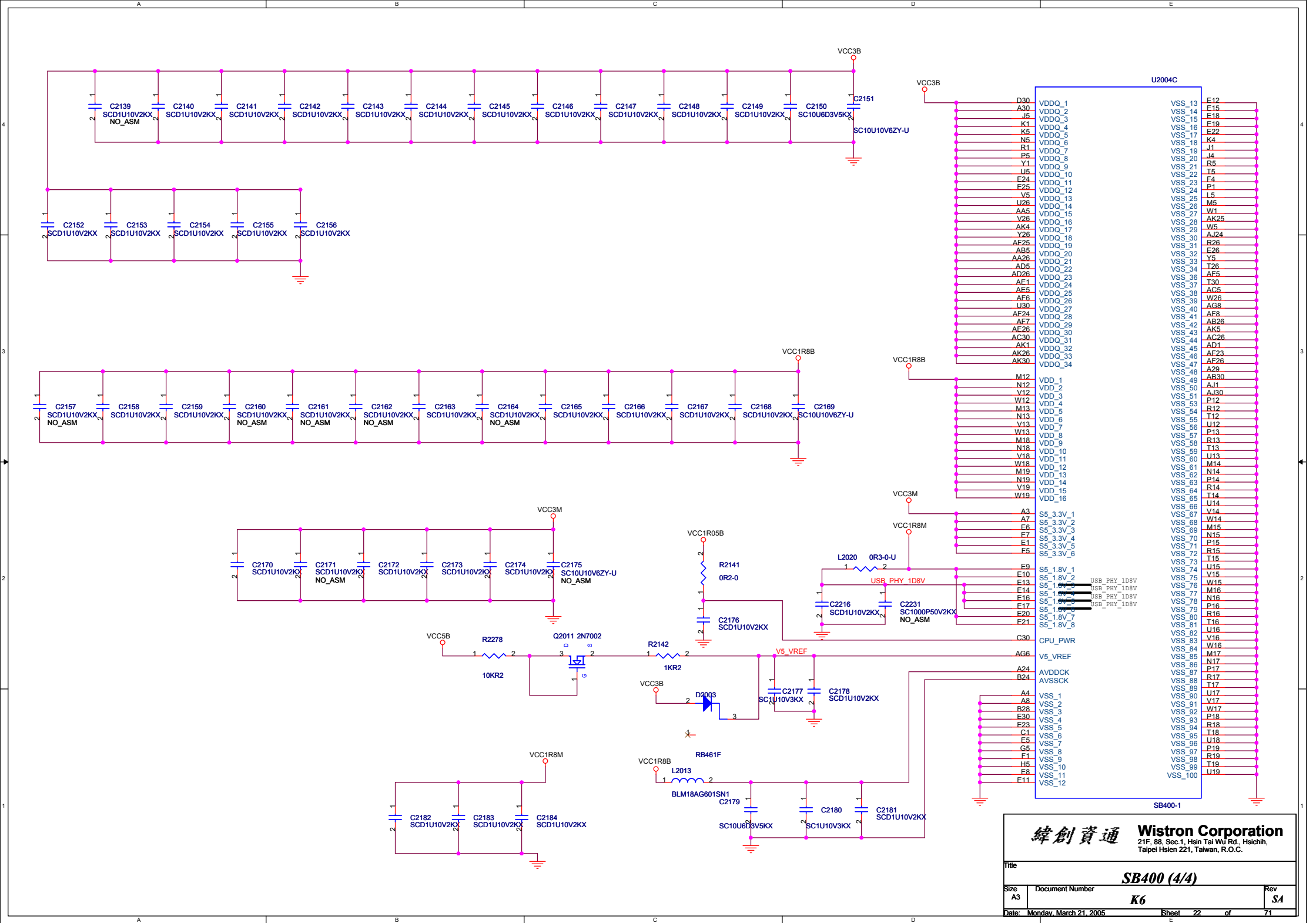
		<b>Wistron Corporation</b> 21F, 88, Sec.1, Hsin Tai Wu Rd., Hsichih, Taipei Hsien 221, Taiwan, R.O.C.	
Title			
<b>TV OUT</b>			
Size A4	Document Number <b>K6</b>		Rev <b>SA</b>
Date: Monday, March 21, 2005		Sheet 18 of	71

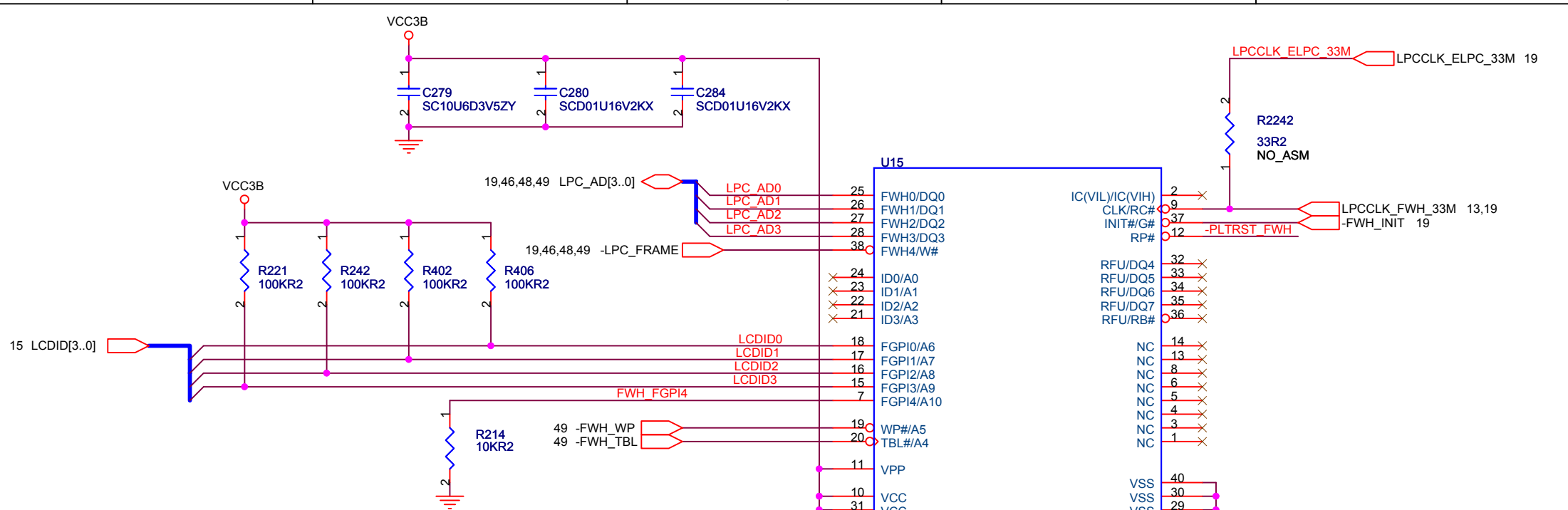




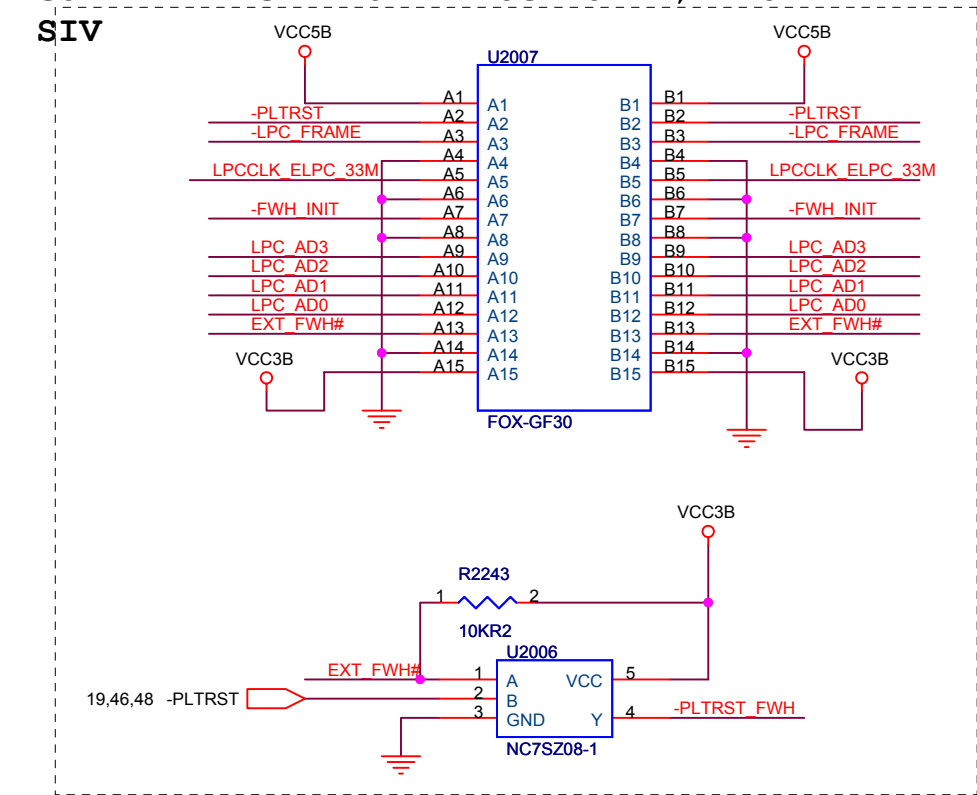
- 1) All 0 ohm series termination should be placed close to U2004
- 2) remove at next revision





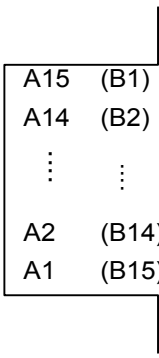


GOLDEN FINGER FOR DEBUG BOARD; REMOVE AFTER SIV



STMicro M50FW080K1 : 38L4888BA  
SST 49LF008 : 38L4888AA  
Atmel AT24RF08CN : 38L4888CA

TOP VIEW



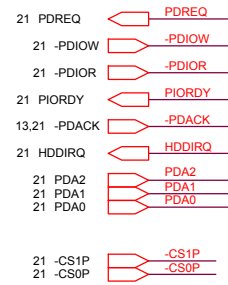
(BOTTOM VIEW)

緯創資通

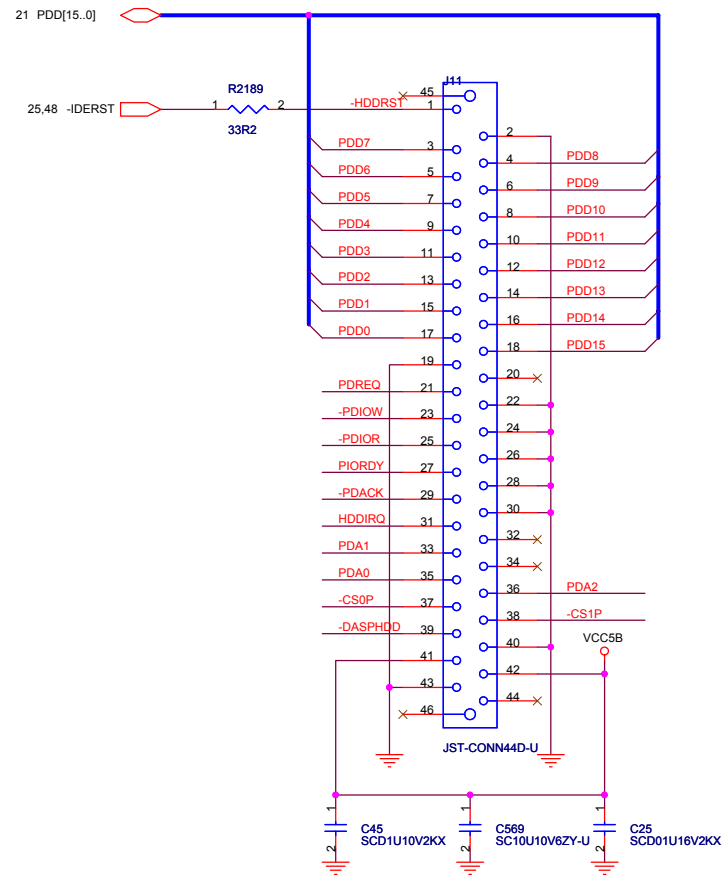
Wistron Corporation

21F, 88, Sec.1, Hsin Tai Wu Rd., Hsichih, Taipei Hsien 221, Taiwan, R.O.C.

Title			FWH		
Size	Document Number		Rev		SA
A4			K6		
Date:	Monday, March 21, 2005		Sheet	23	of 71



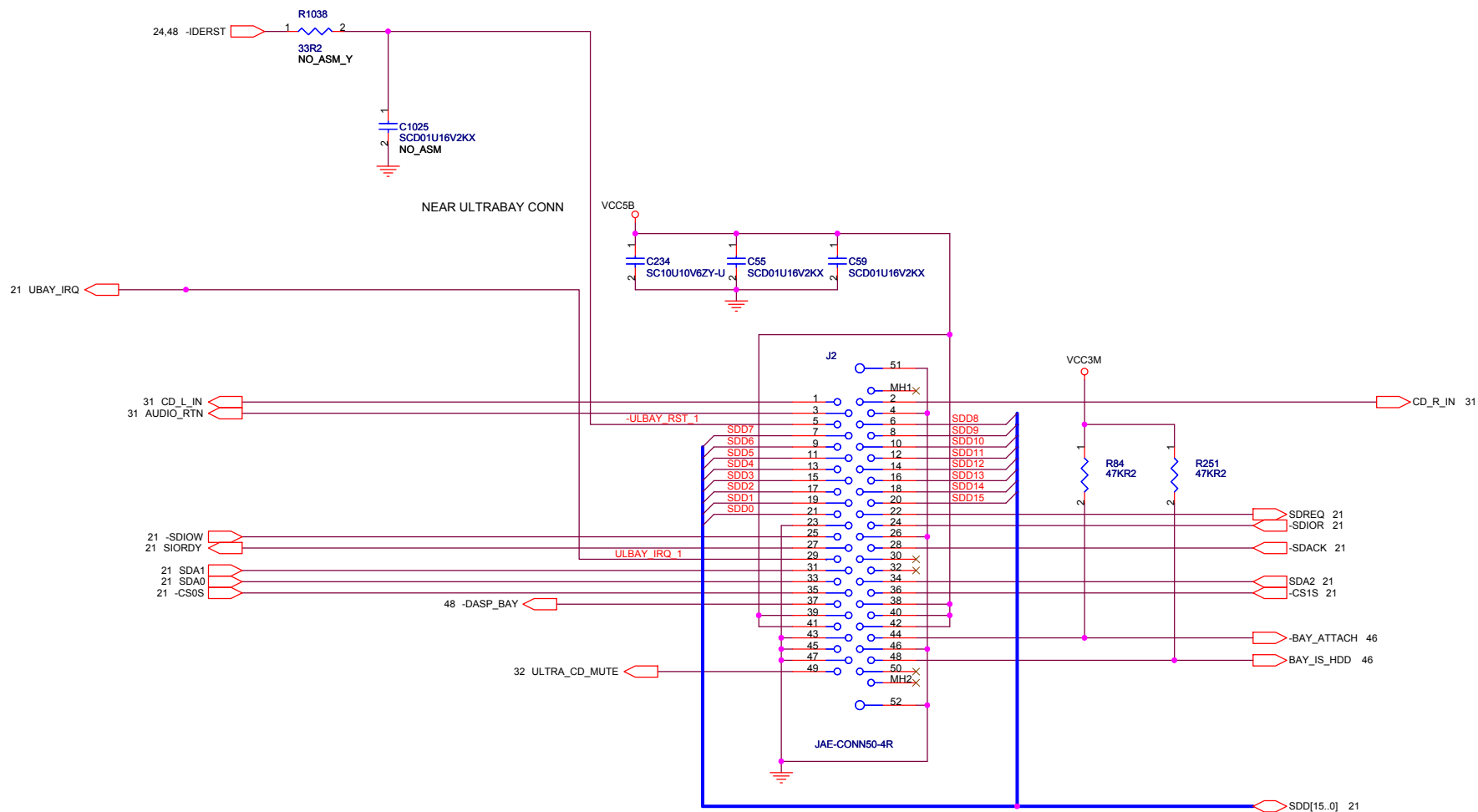
PDD0

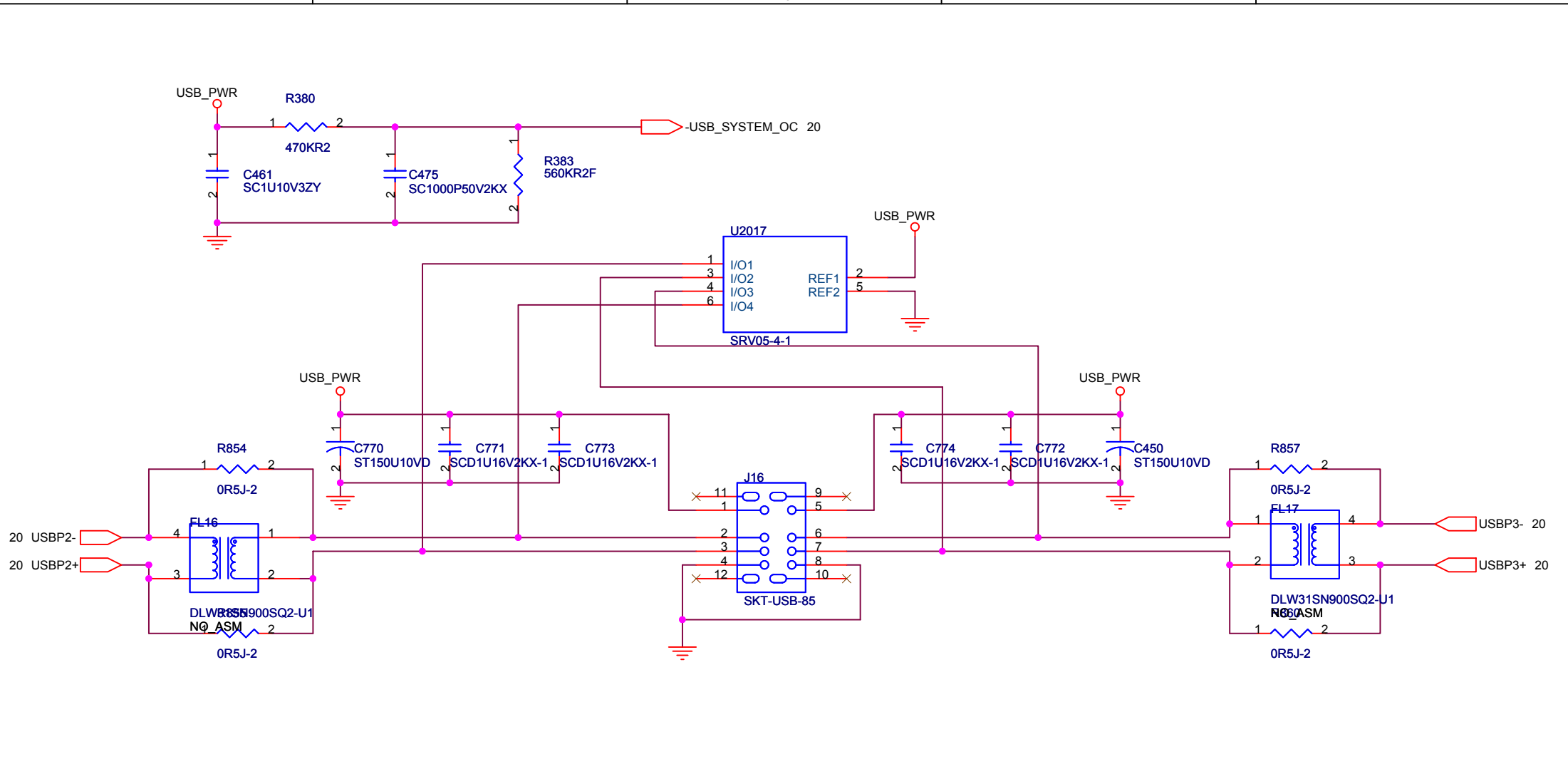


緯創資通 Wistron Corporation  
21F, 88, Sec.1, Hsin Tai Wu Rd., Hsichih,  
Taipei Hsien 221, Taiwan, R.O.C.

Title <b>HDD CONNECTOR</b>		
Size A3	Document Number <b>K6</b>	Rev <b>S4</b>
Date: Monday, March 21, 2005 Sheet 24 of 71		







	Y-NOTE	K-NOTE
FL16	NO_ASM	NO_ASM
RV1	NO_ASM	NO_ASM
RV3	NO_ASM	NO_ASM
RV2	NO_ASM	NO_ASM
RV4	NO_ASM	NO_ASM
FL17	NO_ASM	NO_ASM

緯創資通

Wistron Corporation

21F, 88, Sec.1, Hsin Tai Wu Rd., Hsichih,  
Taipei Hsien 221, Taiwan, R.O.C.

Title

USB CONNECTOR

Size

A4

Document Number

K6

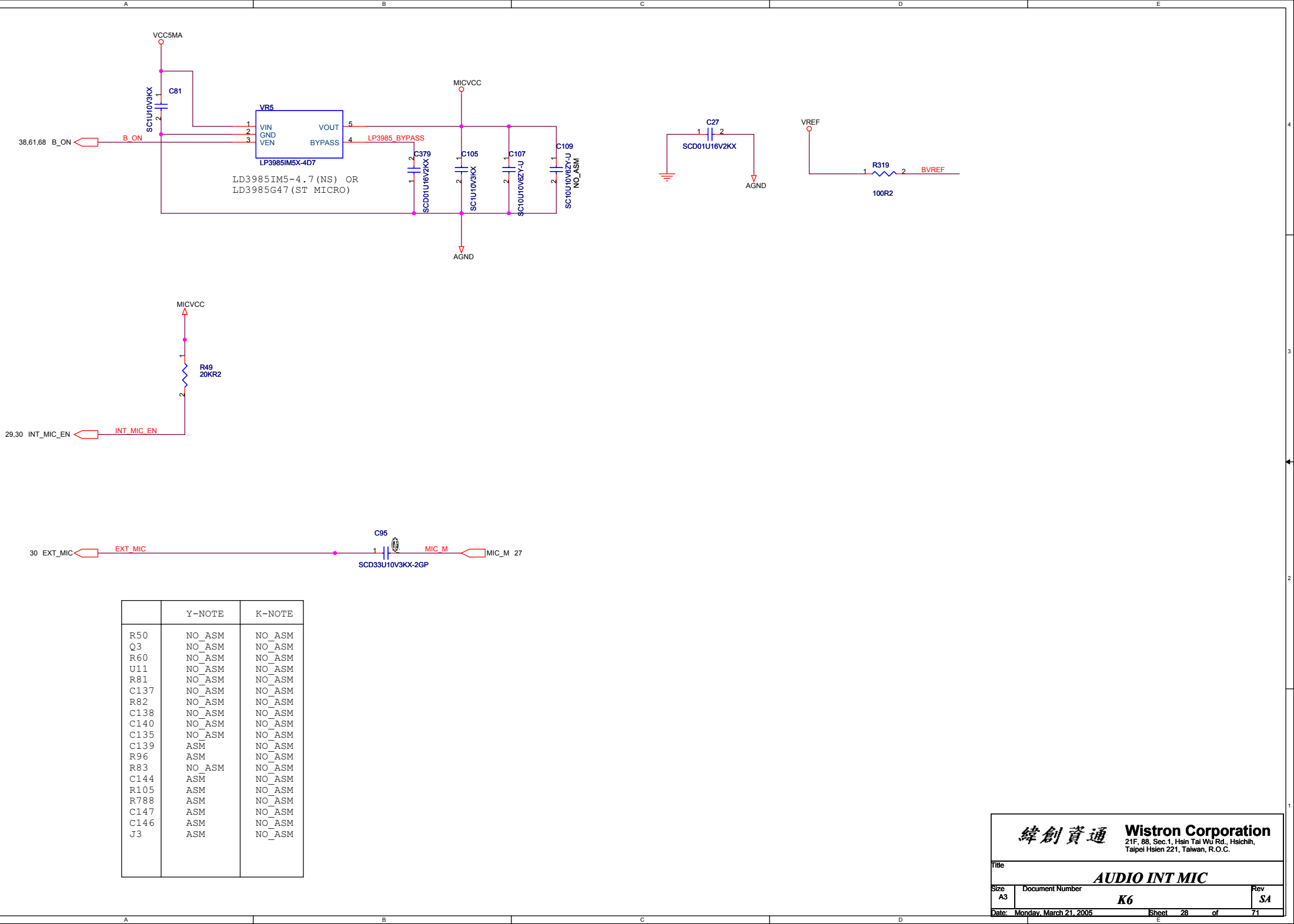
Rev

SA

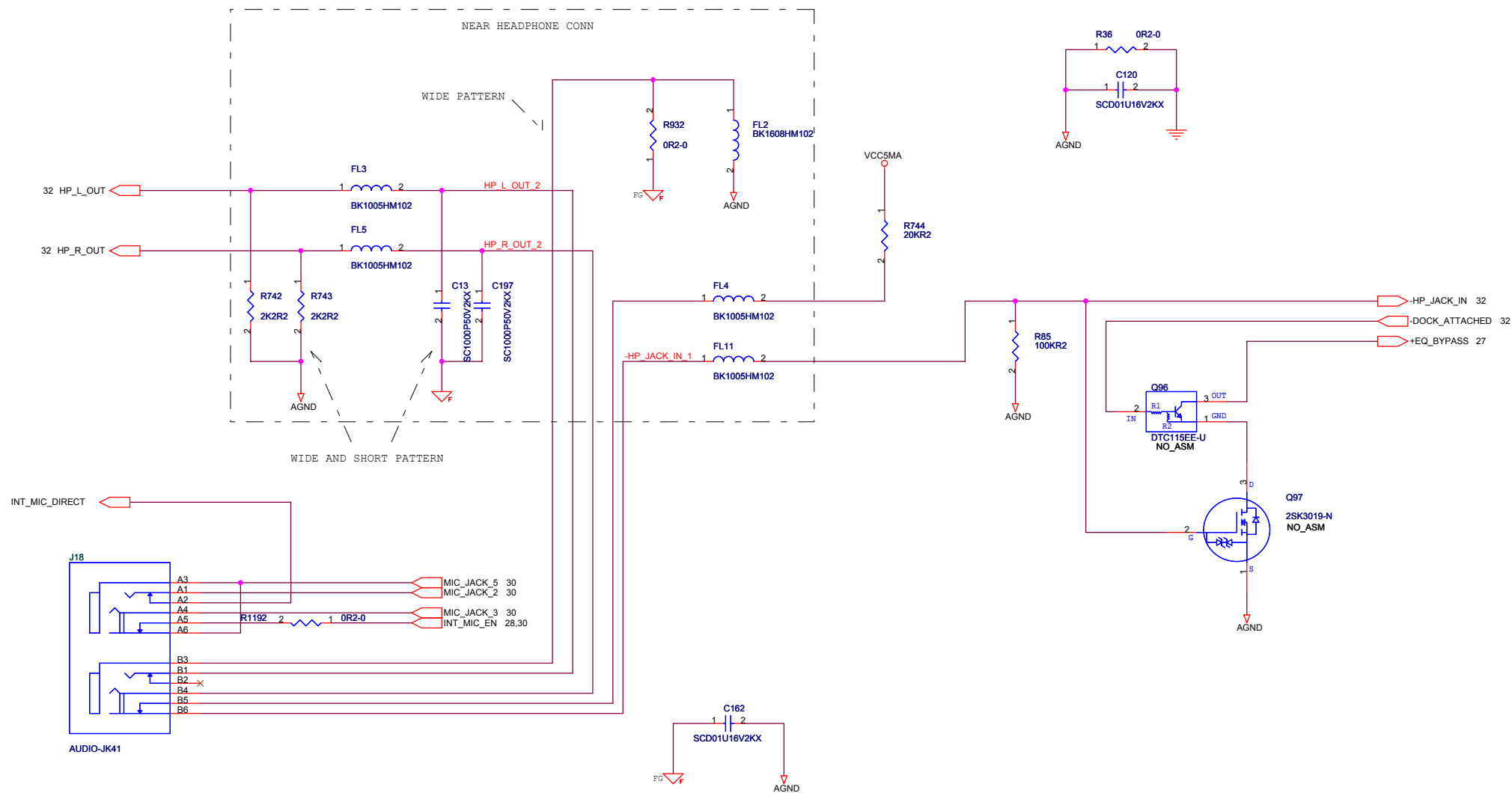
Date: Monday, March 21, 2005

Sheet 26 of 71

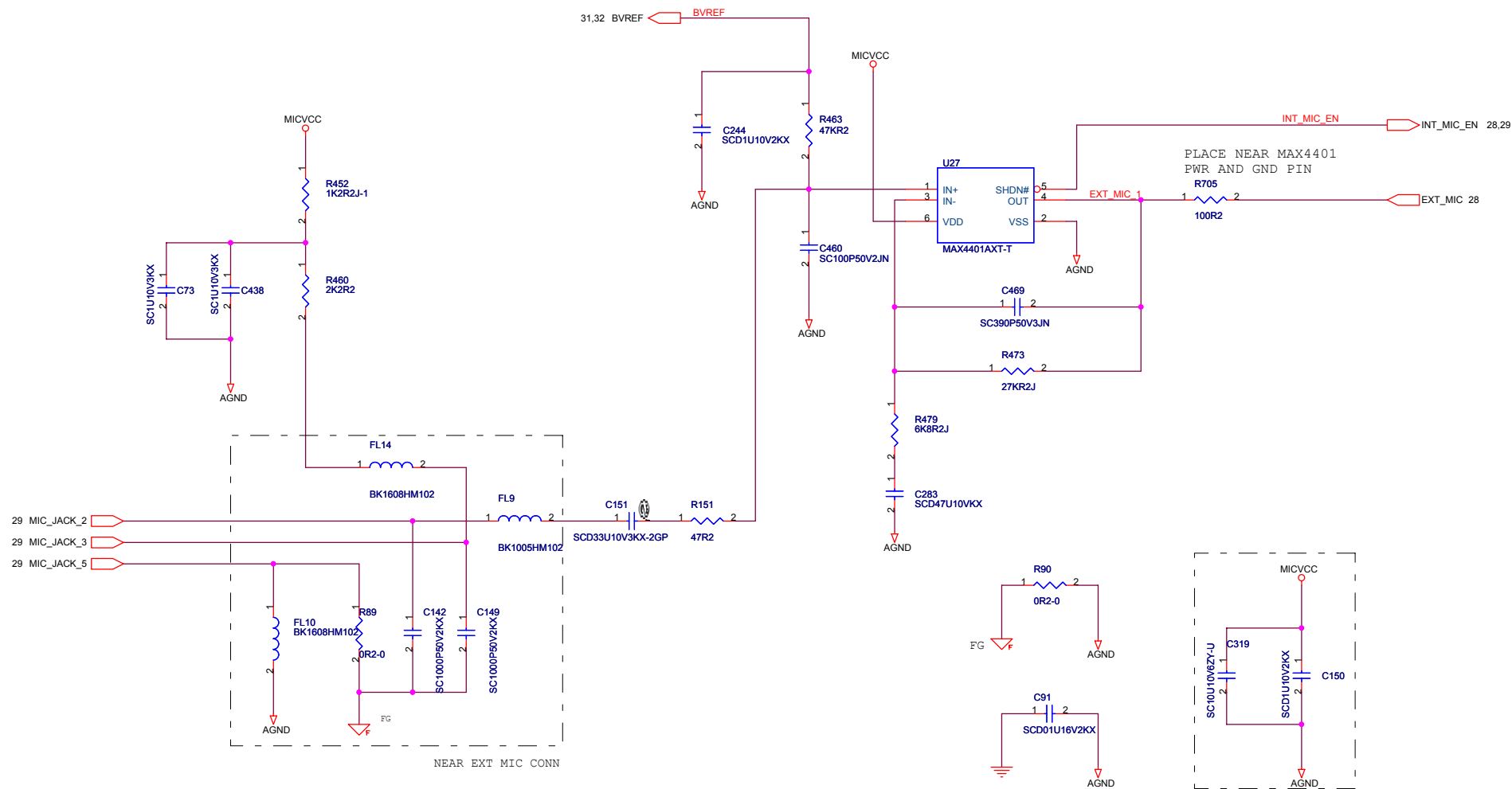




	Y-NOTE	K-NOTE
R50	NO_ASM	NO_ASM
Q3	NO_ASM	NO_ASM
R60	NO_ASM	NO_ASM
U11	NO_ASM	NO_ASM
R81	NO_ASM	NO_ASM
C137	NO_ASM	NO_ASM
R82	NO_ASM	NO_ASM
C138	NO_ASM	NO_ASM
C140	NO_ASM	NO_ASM
C135	NO_ASM	NO_ASM
C139	ASM	NO_ASM
R96	ASM	NO_ASM
R83	NO_ASM	NO_ASM
C144	ASM	NO_ASM
R105	ASM	NO_ASM
R788	ASM	NO_ASM
C147	ASM	NO_ASM
C146	ASM	NO_ASM
J3	ASM	NO_ASM

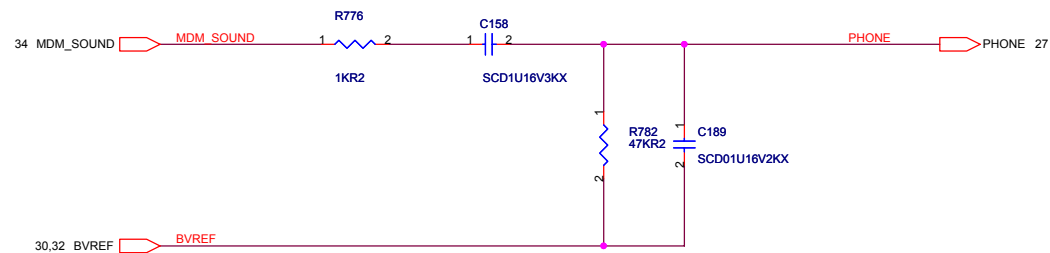
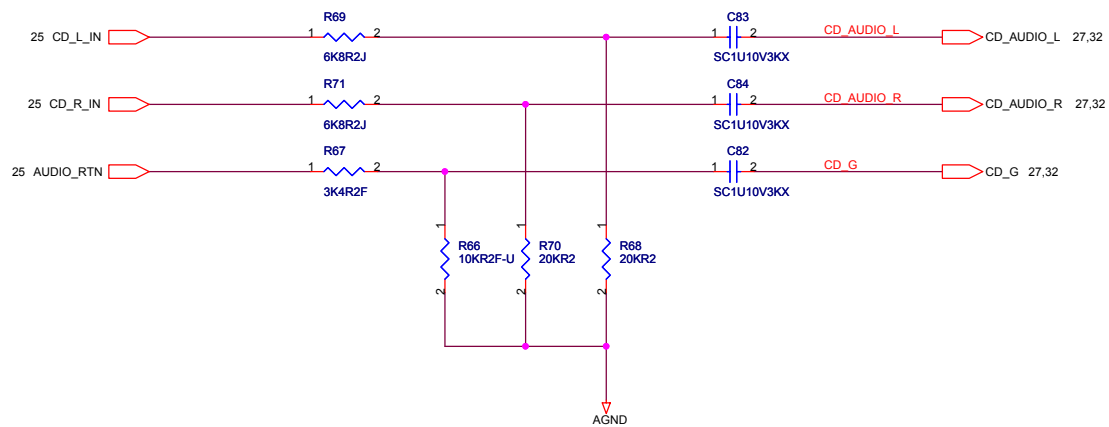


Q96	K-NOTE	Y-NOTE
Q97	NO_ASM	NO_ASM
	NO_ASM	NO_ASM



緯創資通 Wistron Corporation  
21F, 88, Sec.1, Hsin Tai Wu Rd., Hsichih,  
Taipei Hsien 221, Taiwan, R.O.C.

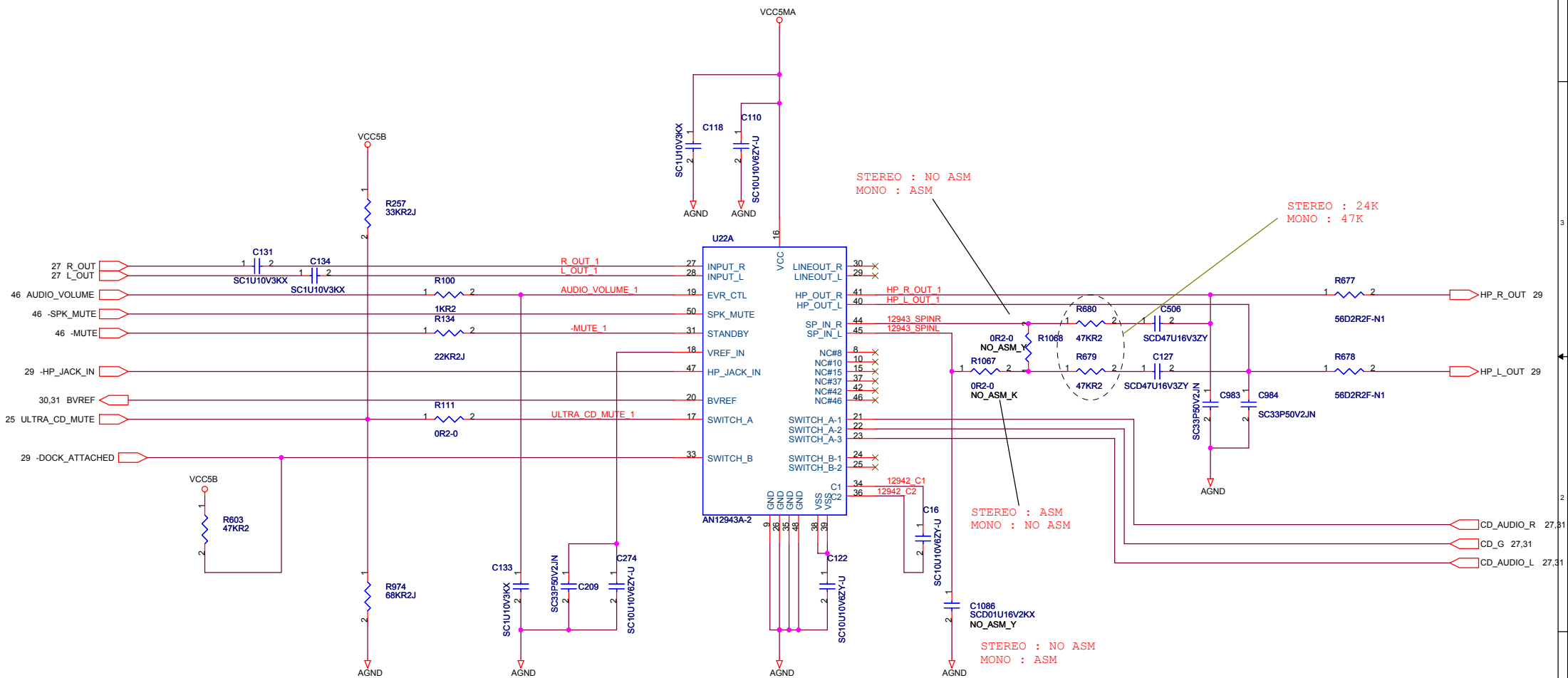
Title		
AUDIO EXT MIC AMP		
Size A3	Document Number K6	Rev S4
Date: Monday, March 21, 2005	Sheet 30 of 71	



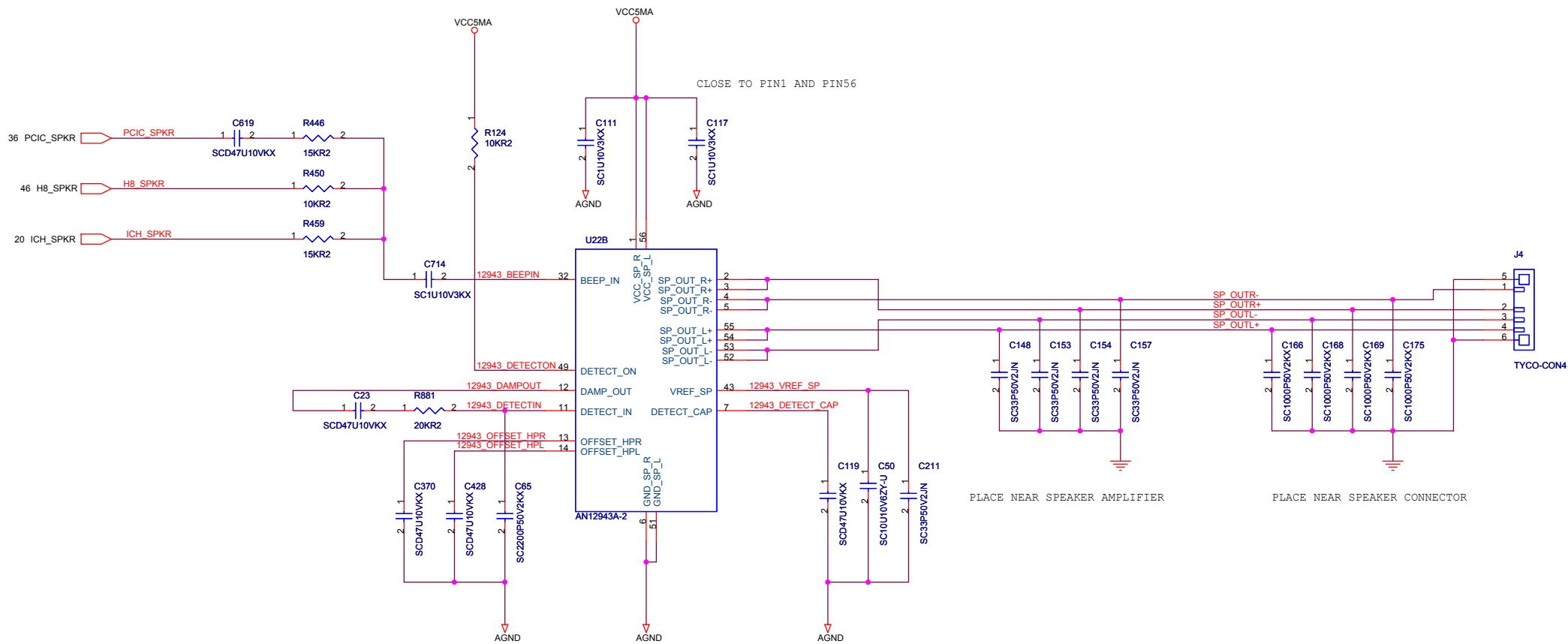
緯創資通 **Wistron Corporation**  
21F, 88, Sec.1, Hsin Tai Wu Rd., Hsichih,  
Taipei Hsien 221, Taiwan, R.O.C.

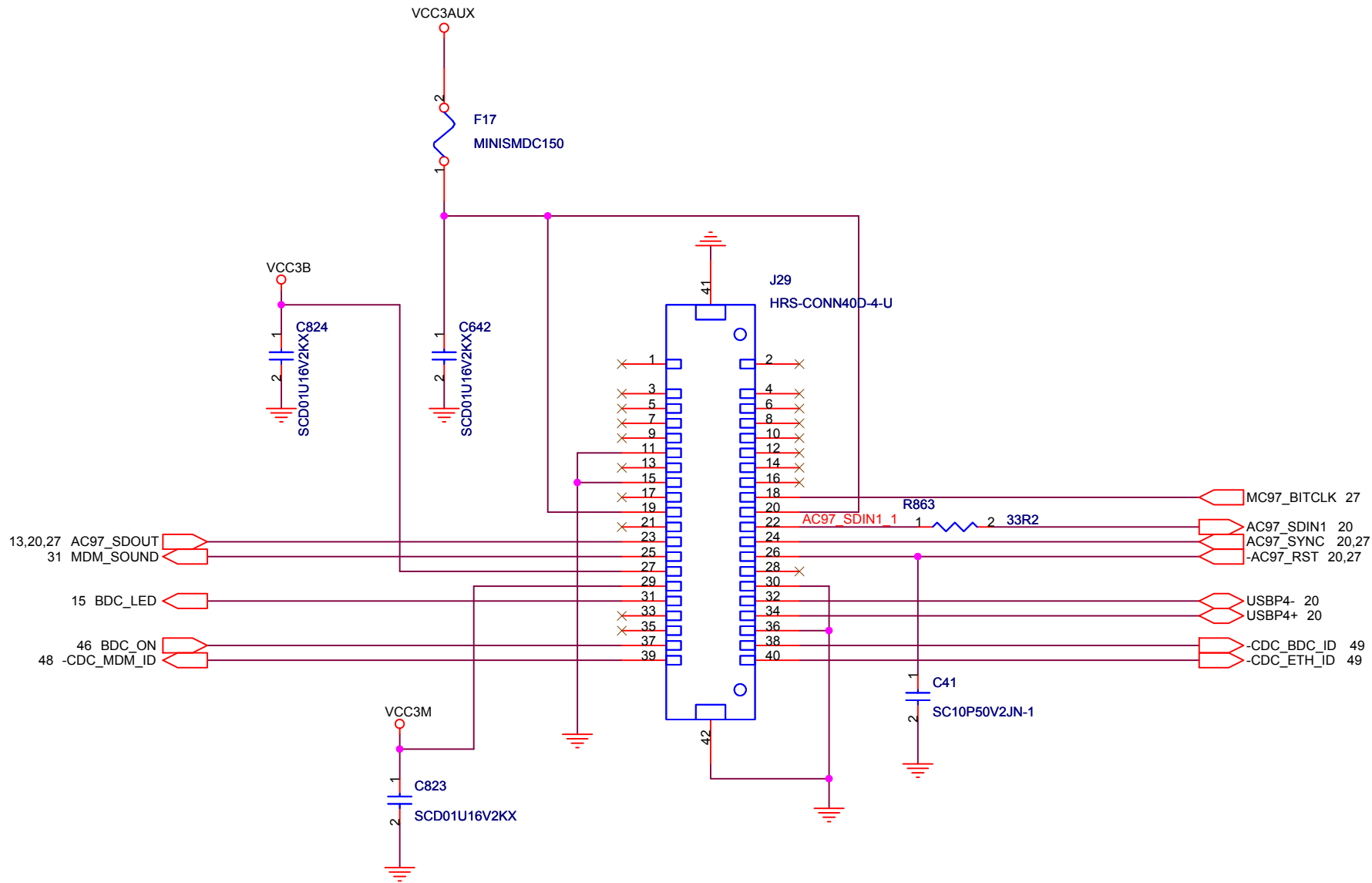
Title			<b>AUDIO MISC</b>		
Size	Document Number				Rev
A3	<b>K6</b>				<b>S4</b>
Date:	Monday, March 21, 2005			Sheet	31 of 71

	STEREO	MONO
C1086	NO_ASM	ASM
R1067	ASM	NO_ASM
R1068	NO_ASM	ASM
R679	24KOHM	47KOHM
R680	24KOHM	47KOHM







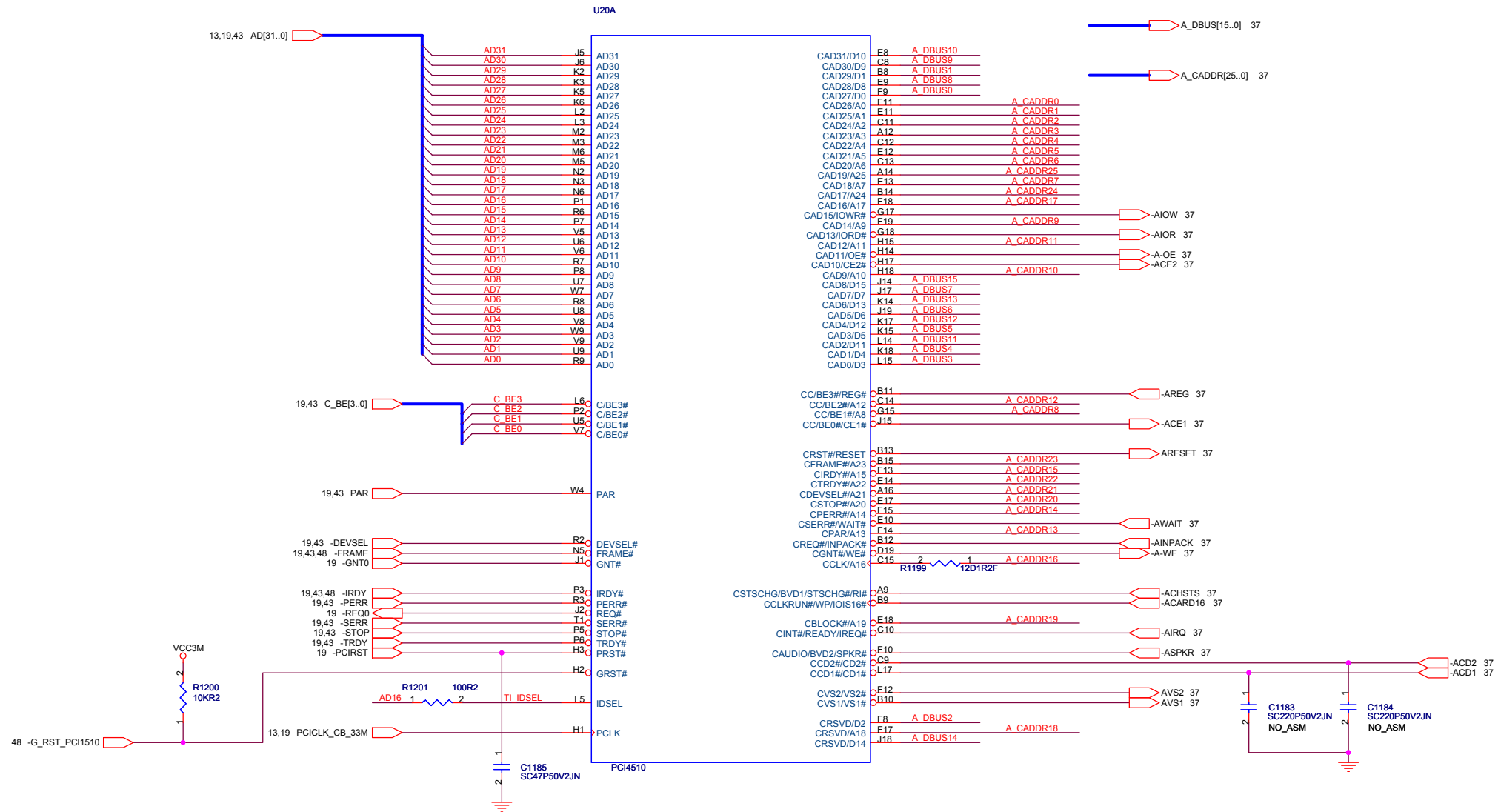


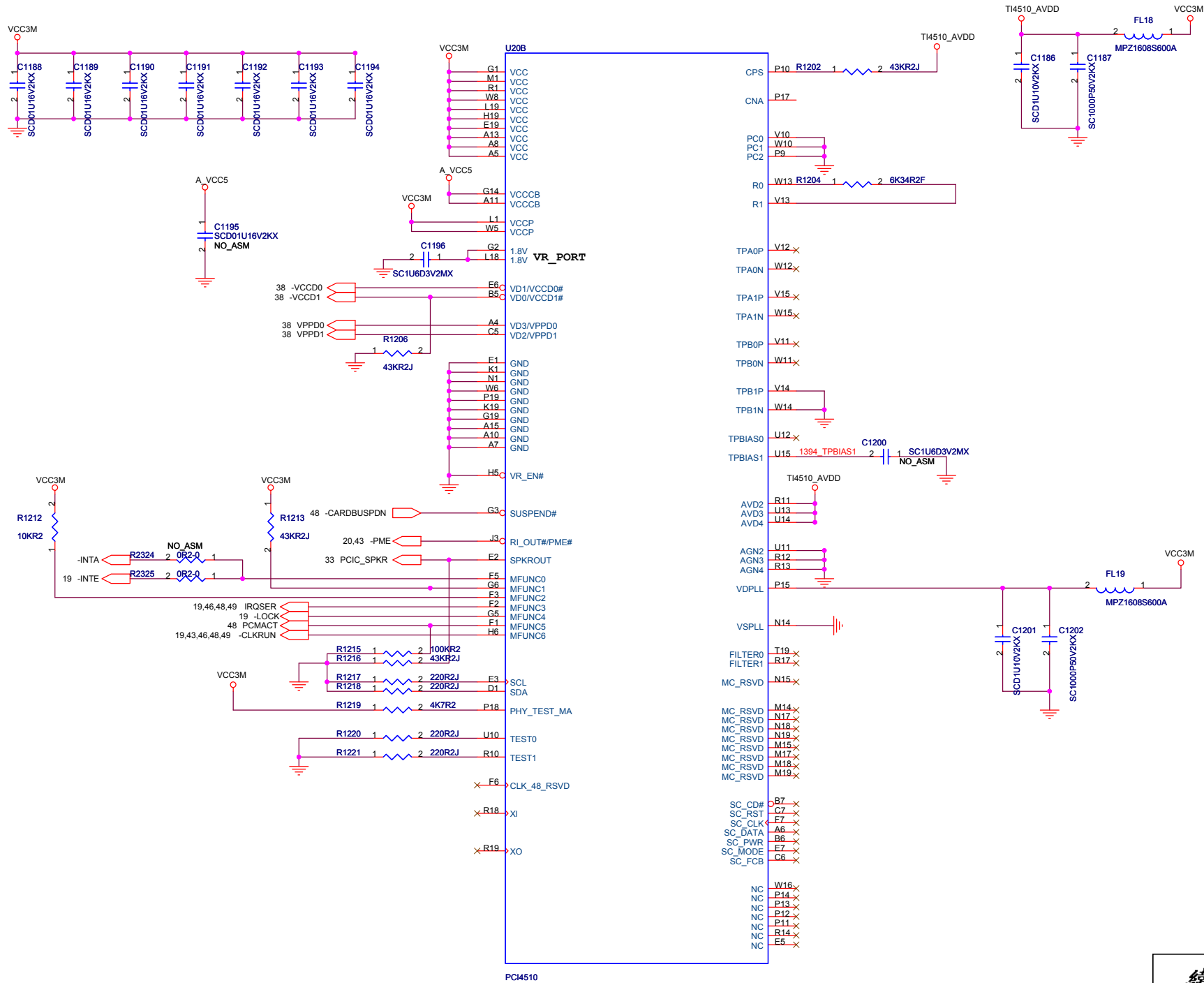
緯創資通

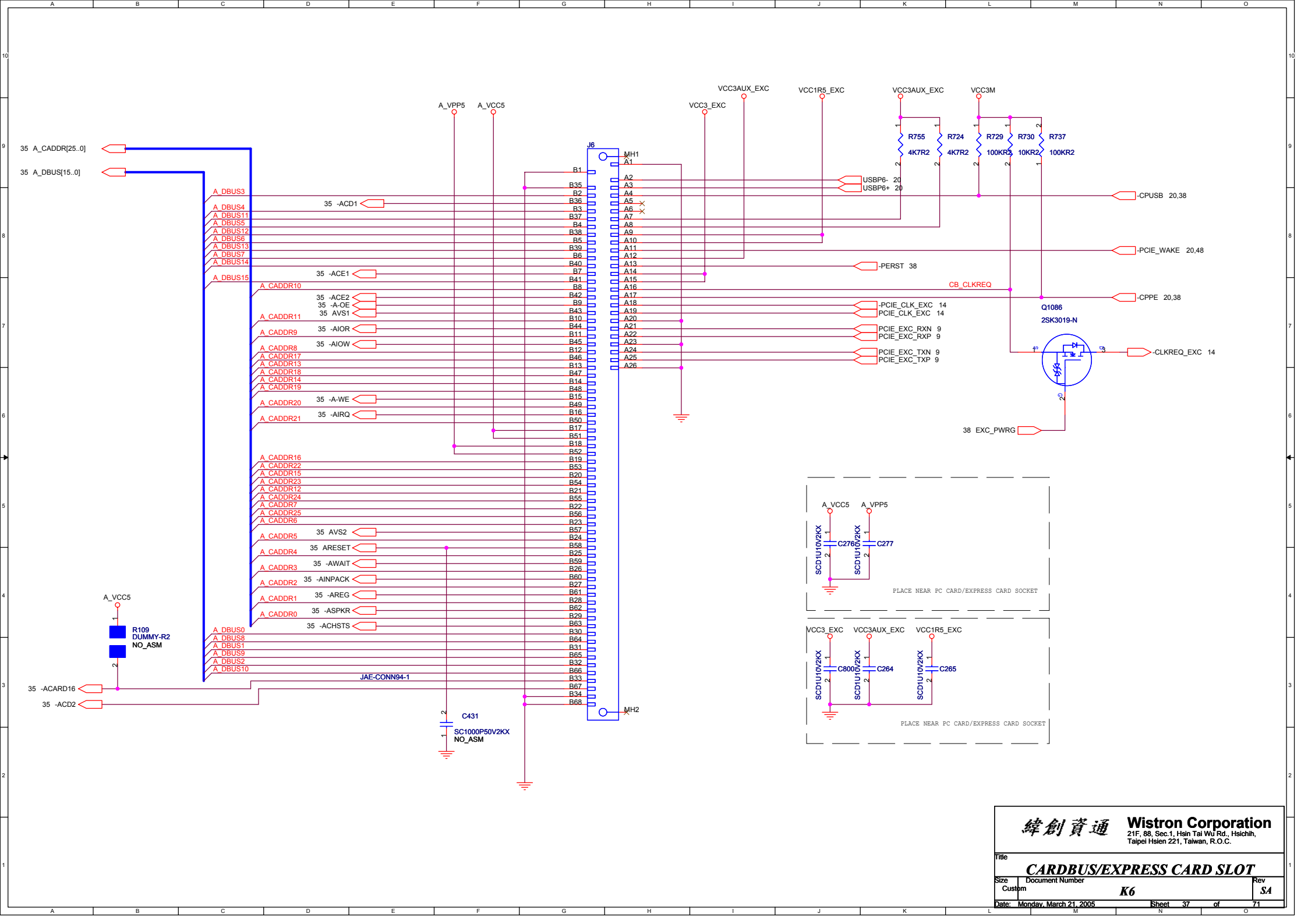
**Wistron Corporation**

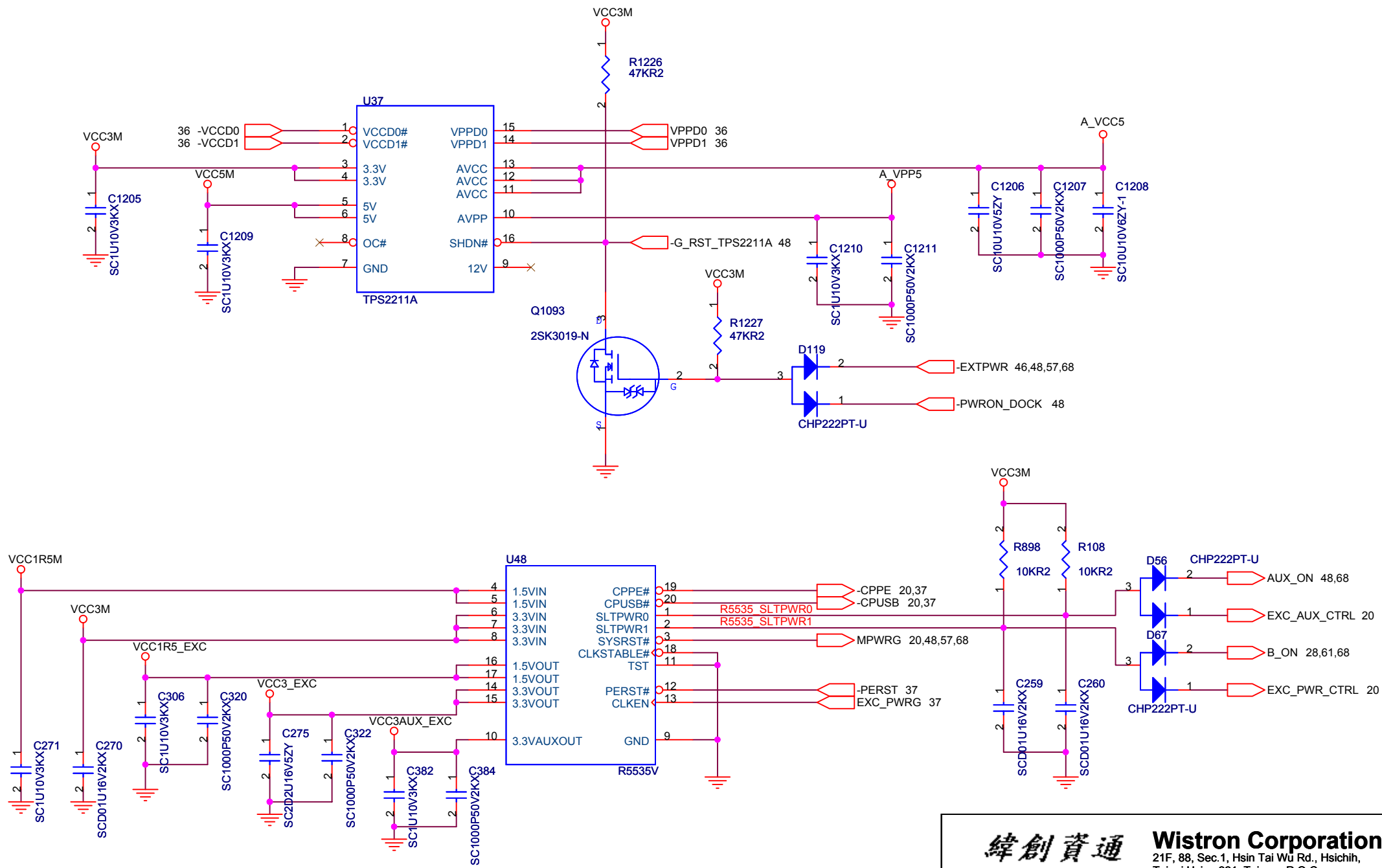
21F, 88, Sec.1, Hsin Tai Wu Rd., Hsichih,  
Taipei Hsien 221, Taiwan, R.O.C.

Title			<b>CDC CONNECTOR</b>		Rev
Size	Document Number		<b>K6</b>		<b>SA</b>
A4					
Date:	Monday, March 21, 2005		Sheet	34	of 71



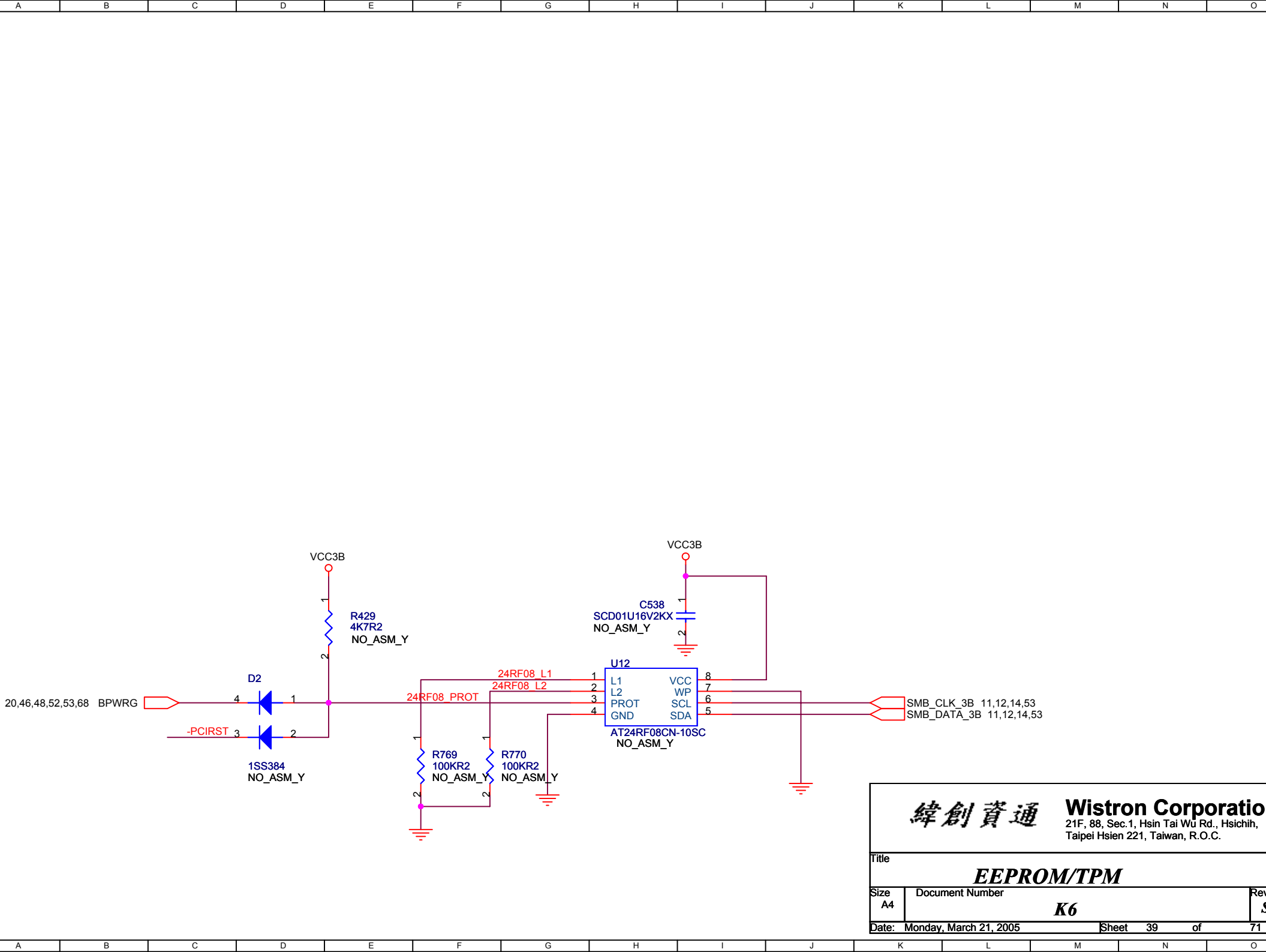






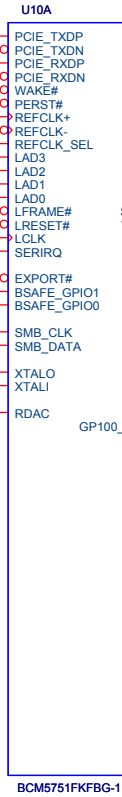
**緯創資通** **Wistron Corporation**  
 21F, 88, Sec.1, Hsin Tai Wu Rd., Hsichih,  
 Taipei Hsien 221, Taiwan, R.O.C.

Title		
<b>CARBUS POWER CONTROL</b>		
Size	Document Number	Rev
A4		<b>K6</b>
Date: Monday, March 21, 2005		
Sheet 38 of 71		



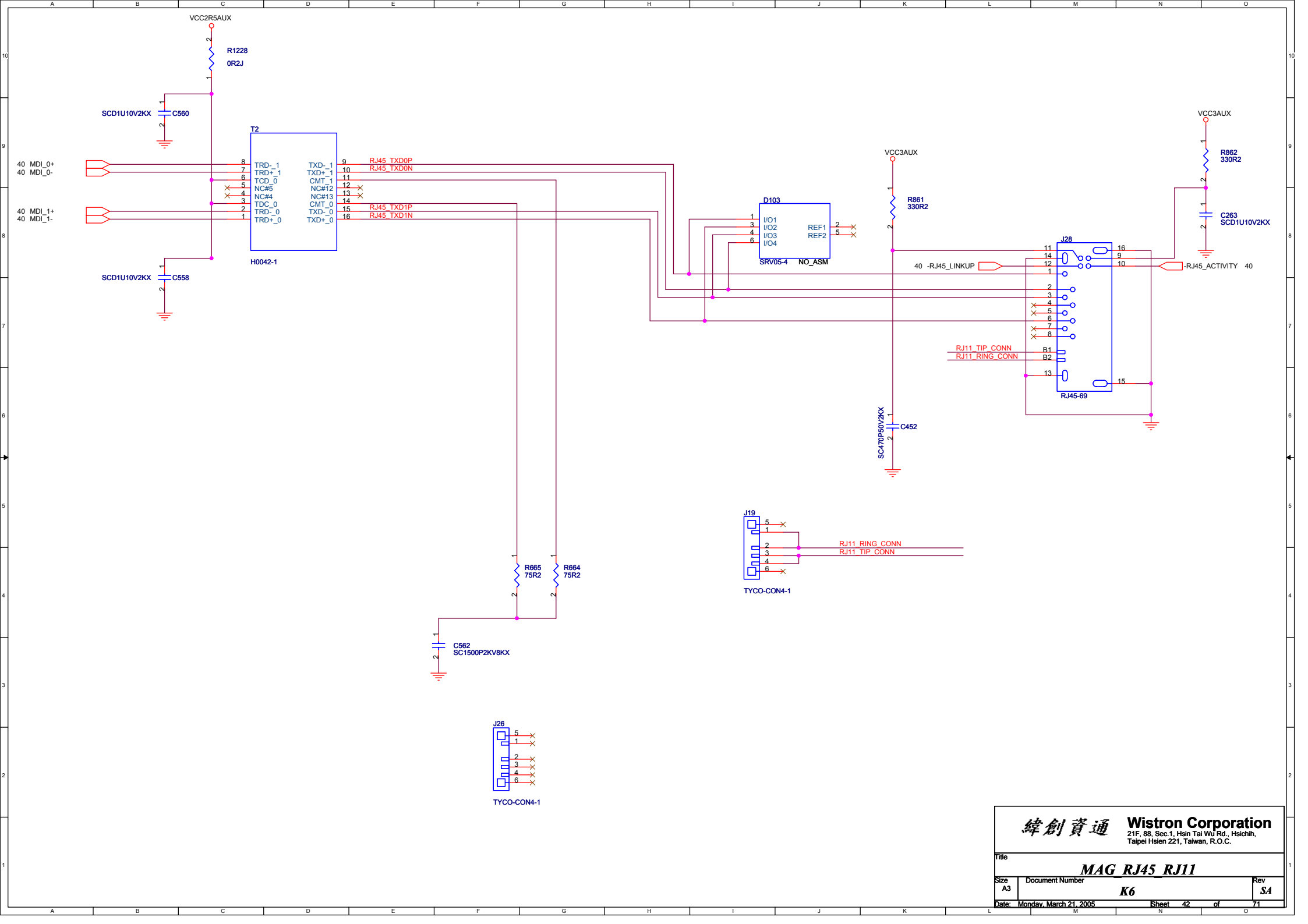
<b>緯創資通</b>		<b>Wistron Corporation</b>	
		21F, 88, Sec.1, Hsin Tai Wu Rd., Hsichih, Taipei Hsien 221, Taiwan, R.O.C.	
Title			
<b><i>EEPROM/TPM</i></b>			
Size A4	Document Number  <b><i>K6</i></b>		Rev  <b><i>SA</i></b>
Date:	Monday, March 21, 2005	Sheet 39 of	71

	BCM5751M	BCM5751F
R610	ASM	NO_ASM
R612	ASM	NO_ASM
R614	ASM	NO_ASM
R660	ASM	NO_ASM
C527	ASM	NO_ASM
C729	ASM	NO_ASM











A		B		C		D		E	
4									
3									
2									
1									
A		B		C		D		E	

<div><div>緯創資通</div><div>Wistron Corporation</div><div>21F, 88, Sec.1, Hsin Tai Wu Rd., Hsichih, Taipei Hsien 221, Taiwan, R.O.C.</div></div>	
Title	
BLANK1	
Size	Document Number
A4	K6
Date:	Monday, March 21, 2005
Sheet	44 of 71
Rev	SA

	A	B	C	D	E
4					4
3					3
2					2
1					1
	A	B	C	D	E

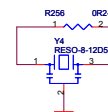
緯創資通

Wistron Corporation

21F, 88, Sec.1, Hsin Tai Wu Rd., Hsichih,  
Taipei Hsien 221, Taiwan, R.O.C.

Title				
BLANK2				
Size A	Document Number K6			Rev SA
Date:	Monday, March 21, 2005		Sheet 45 of	71

1. NEAR H8S/2169A:  
2. SHORT PATTERN  
3. NO PATTERN  
UNDER THIS AREA




1. NEAR H8S/2169A:  
2. SHORT PATTERN  
3. NO PATTERN  
UNDER THIS AREA



1. NEAR H8S/2169A:  
2. SHORT PATTERN  
3. NO PATTERN  
UNDER THIS AREA



1. NEAR H8S/2169A:  
2. SHORT PATTERN  
3. NO PATTERN  
UNDER THIS AREA



1. NEAR H8S/2169A:  
2. SHORT PATTERN  
3. NO PATTERN  
UNDER THIS AREA



1. NEAR H8S/2169A:  
2. SHORT PATTERN  
3. NO PATTERN  
UNDER THIS AREA



1. NEAR H8S/2169A:  
2. SHORT PATTERN  
3. NO PATTERN  
UNDER THIS AREA



1. NEAR H8S/2169A:  
2. SHORT PATTERN  
3. NO PATTERN  
UNDER THIS AREA



1. NEAR H8S/2169A:  
2. SHORT PATTERN  
3. NO PATTERN  
UNDER THIS AREA



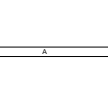
1. NEAR H8S/2169A:  
2. SHORT PATTERN  
3. NO PATTERN  
UNDER THIS AREA



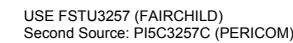
1. NEAR H8S/2169A:  
2. SHORT PATTERN  
3. NO PATTERN  
UNDER THIS AREA

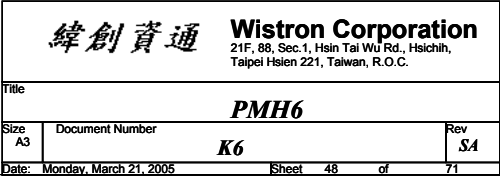


1. NEAR H8S/2169A:  
2. SHORT PATTERN  
3. NO PATTERN  
UNDER THIS AREA



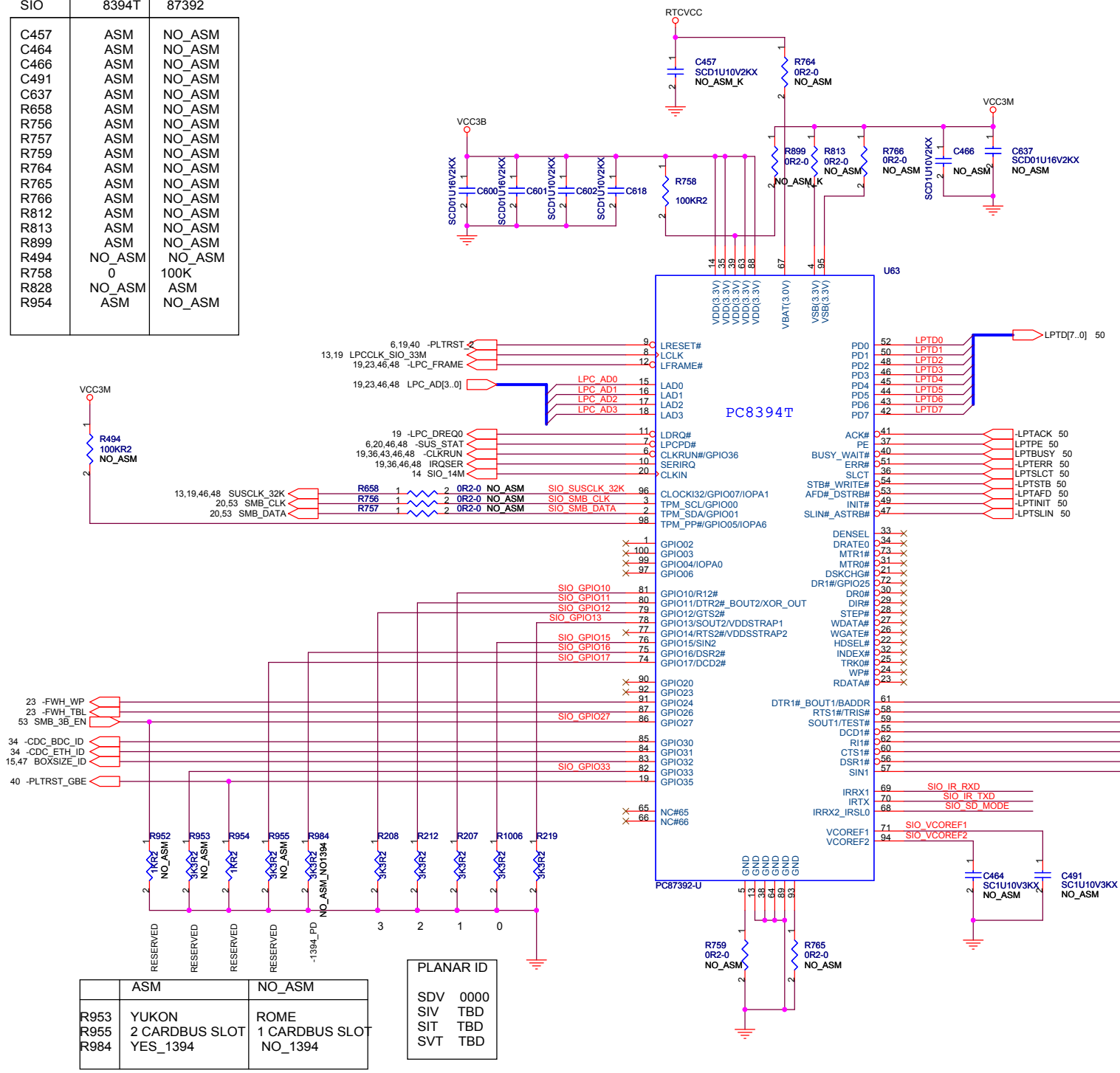
1. NEAR H8S/2169A:  
2. SHORT PATTERN  
3. NO PATTERN  
UNDER THIS AREA







SIO	8394T	87392
C457	ASM	NO_ASM
C464	ASM	NO_ASM
C466	ASM	NO_ASM
C491	ASM	NO_ASM
C637	ASM	NO_ASM
R658	ASM	NO_ASM
R756	ASM	NO_ASM
R757	ASM	NO_ASM
R759	ASM	NO_ASM
R764	ASM	NO_ASM
R765	ASM	NO_ASM
R766	ASM	NO_ASM
R812	ASM	NO_ASM
R813	ASM	NO_ASM
R899	ASM	NO_ASM
R494	NO_ASM	NO_ASM
R758	0	100K
R828	NO_ASM	ASM
R954	ASM	NO_ASM



	ASM	NO_ASM
R953	YUKON	ROME
R955	2 CARDBUS SLOT	1 CARDBUS SLOT
R984	YES_1394	NO_1394

PLANAR ID	
SDV	0000
SIV	TBD
SIT	TBD
SVT	TBD

**緯創資通**

**Wistron Corporation**

21F, 88, Sec.1, Hsin Tai Wu Rd., Hsichih,  
Taipei Hsien 221, Taiwan, R.O.C.

Title

**SUPER I/O (87392)**

Size A3

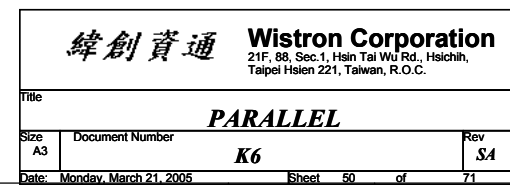
Document Number

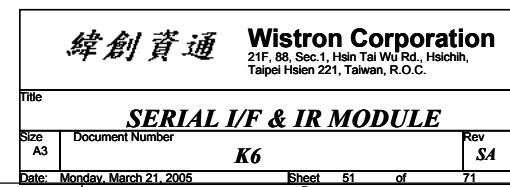
**K6**

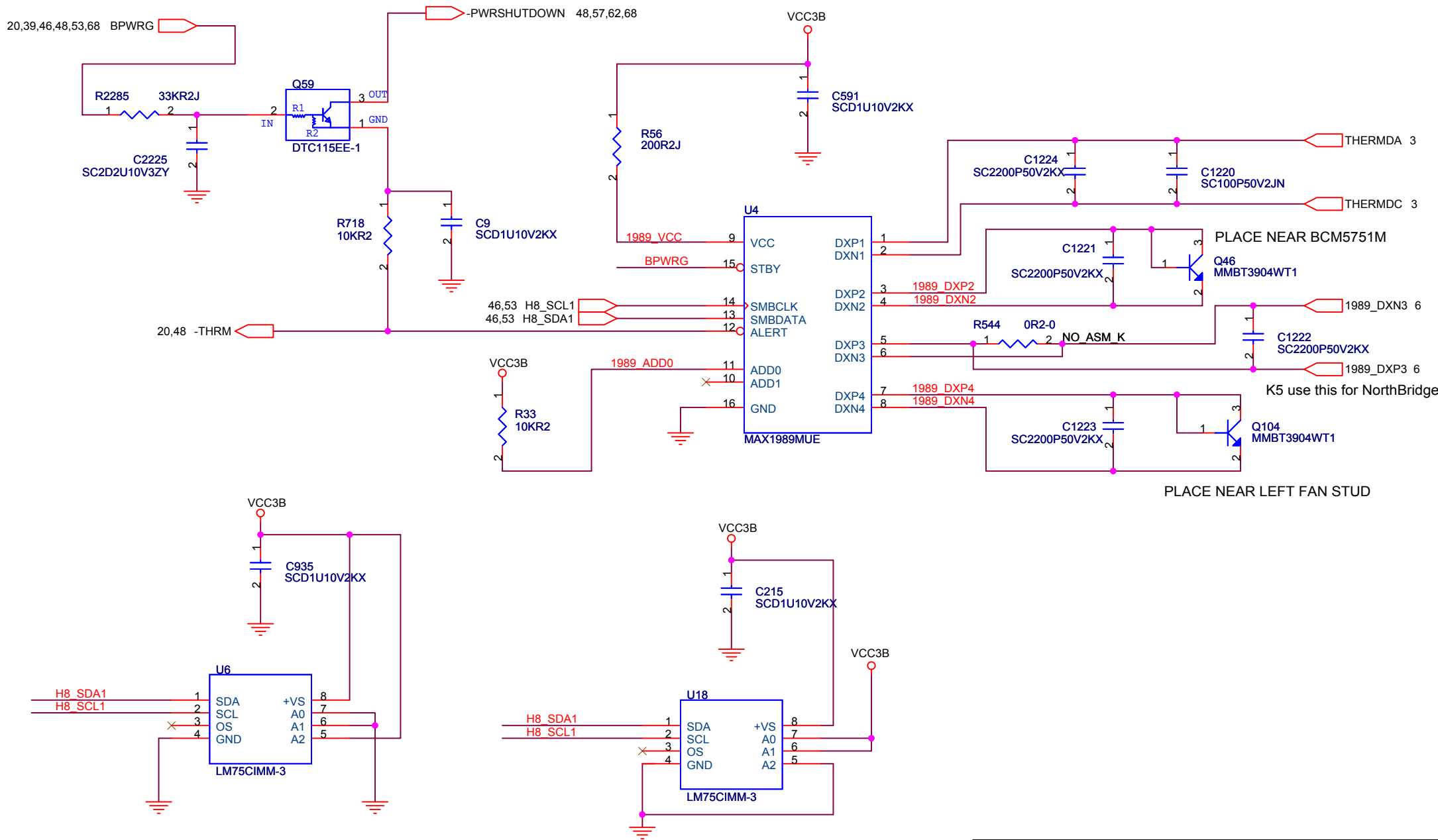
Rev **S4**

Date: Monday, March 21, 2005

Sheet 49 of 71



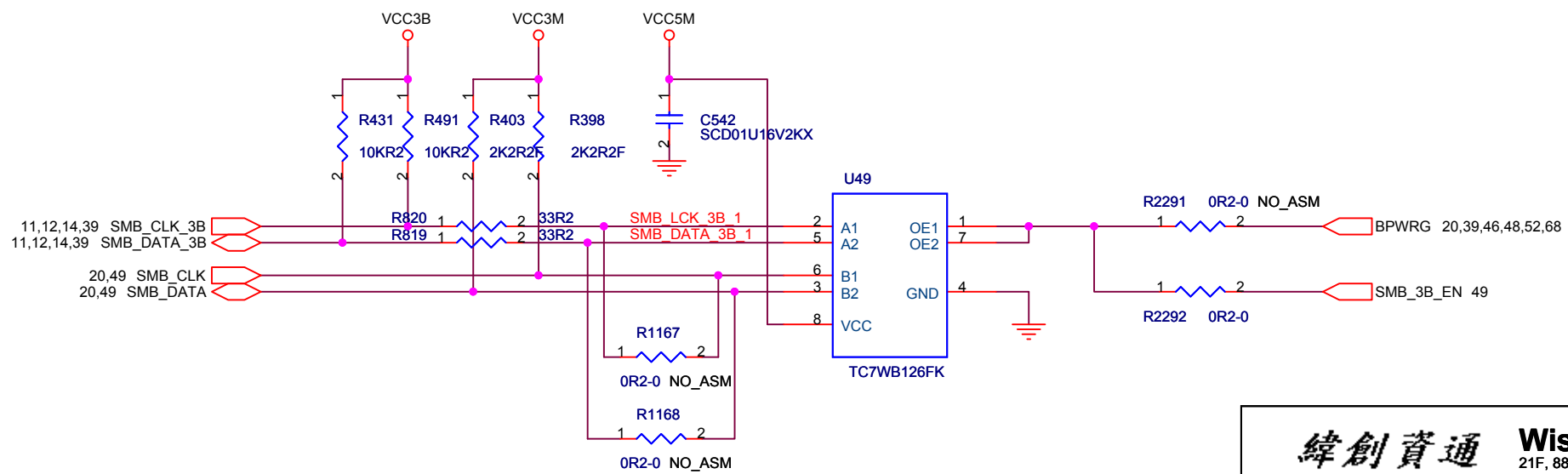
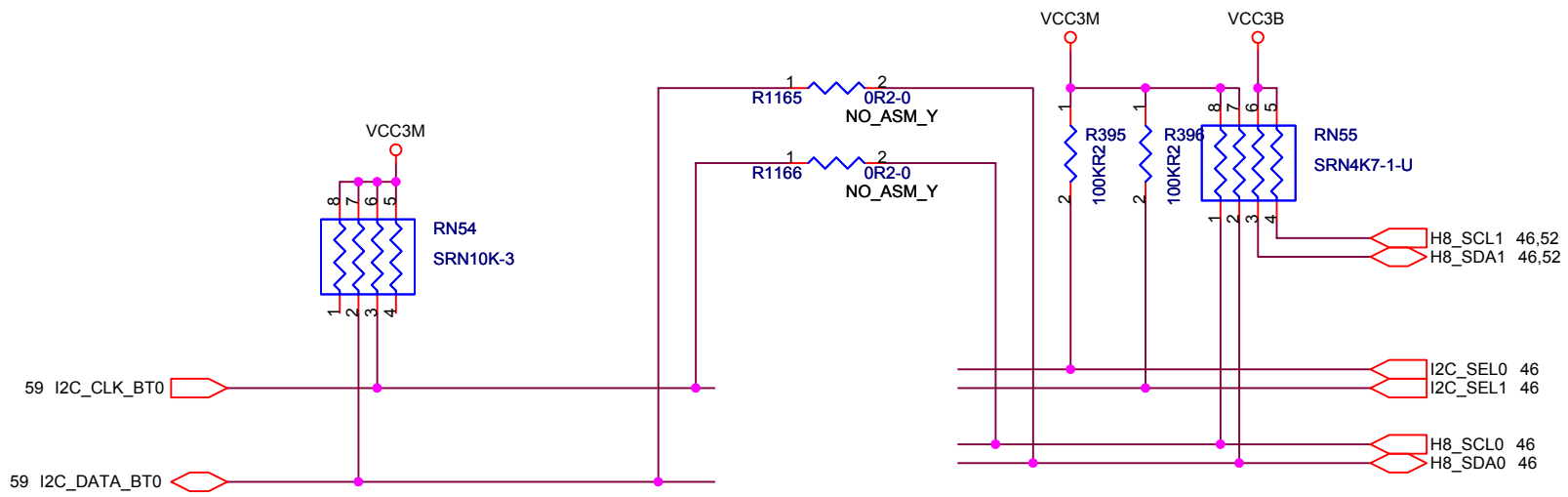


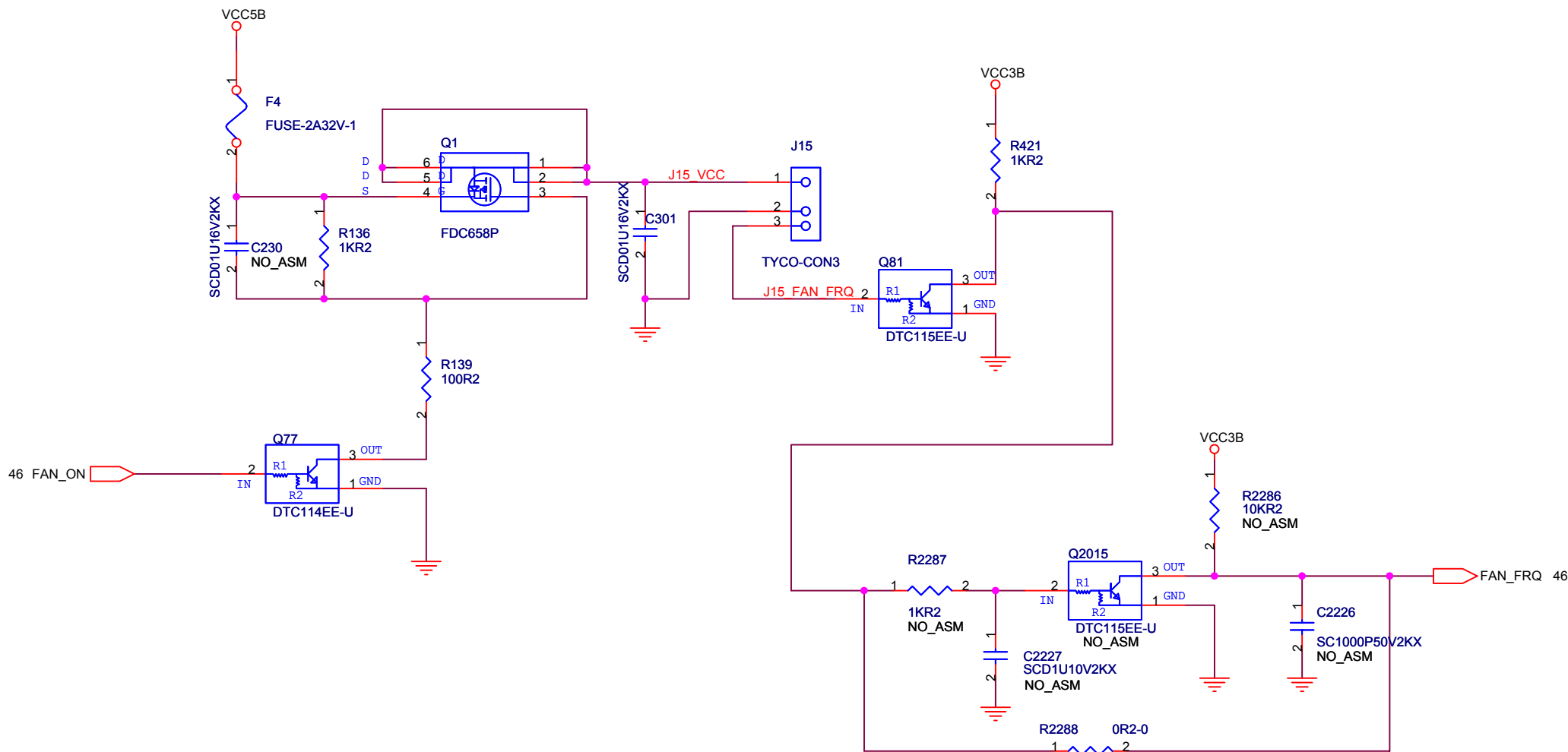


ADDRESS : 4CH  
PLACE UNDER PC-CARD SLOT

ADDRESS : 4BH  
PLACE NEAR 2ND MEMORY SLOT

緯創資通 <b>Wistron Corporation</b> 21F, 88, Sec.1, Hsin Tai Wu Rd., Hsichih, Taipei Hsien 221, Taiwan, R.O.C.		
<b>THERMAL SENSORS</b>		
Title Size A4	Document Number <b>K6</b>	Rev <b>SA</b>
Date: Monday, March 21, 2005      Sheet 52 of 71		

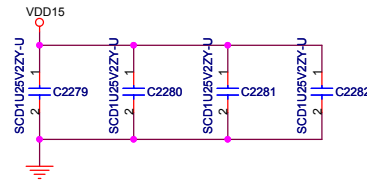
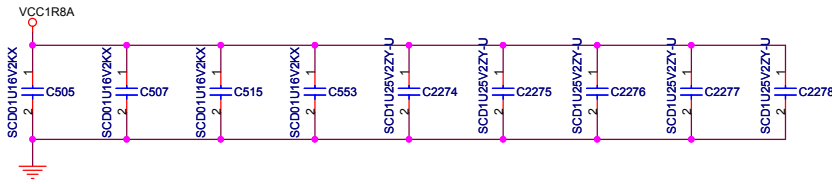
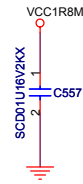
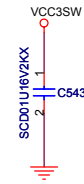
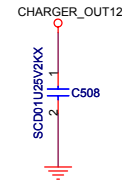
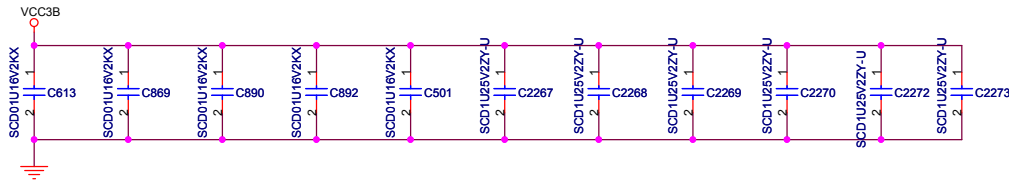
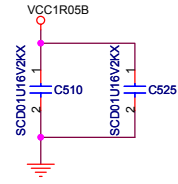
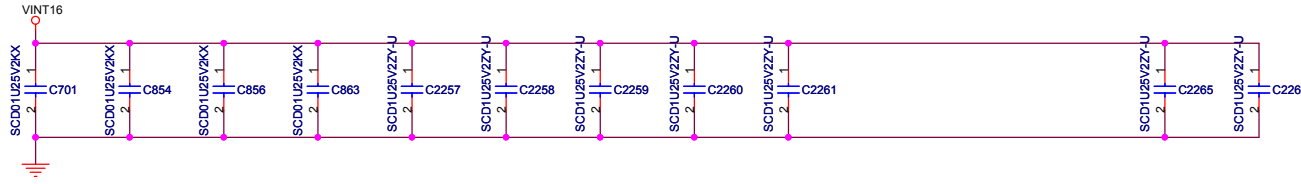
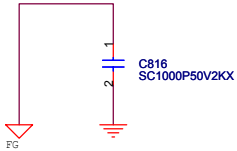
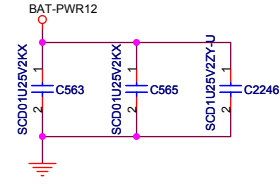
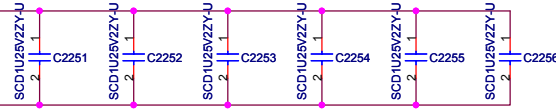
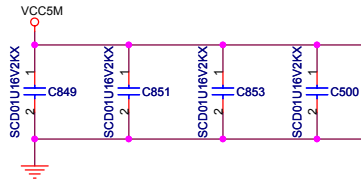
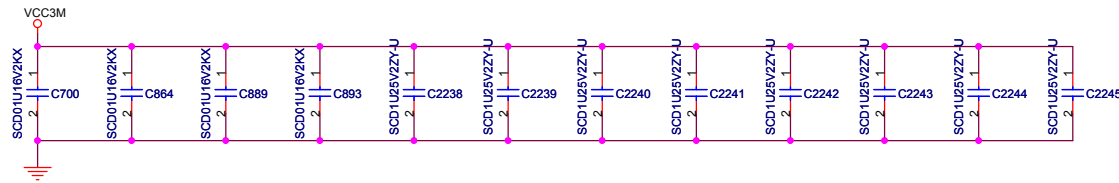
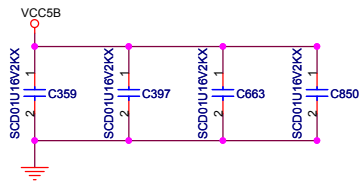




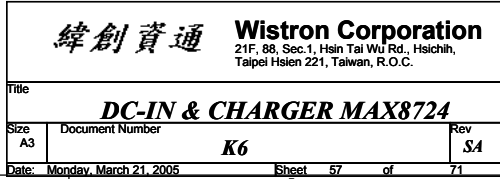
緯創資通 **Wistron Corporation**  
21F, 88, Sec.1, Hsin Tai Wu Rd., Hsichih,  
Taipei Hsien 221, Taiwan, R.O.C.

Title			<b>FAN CONTROL</b>		
Size A4	Document Number				Rev SA
Date: Monday, March 21, 2005				Sheet 54 of 71	
				<b>K6</b>	

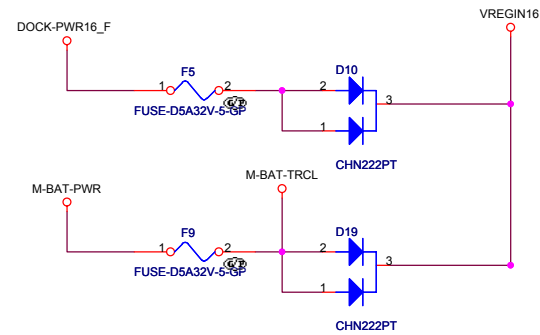
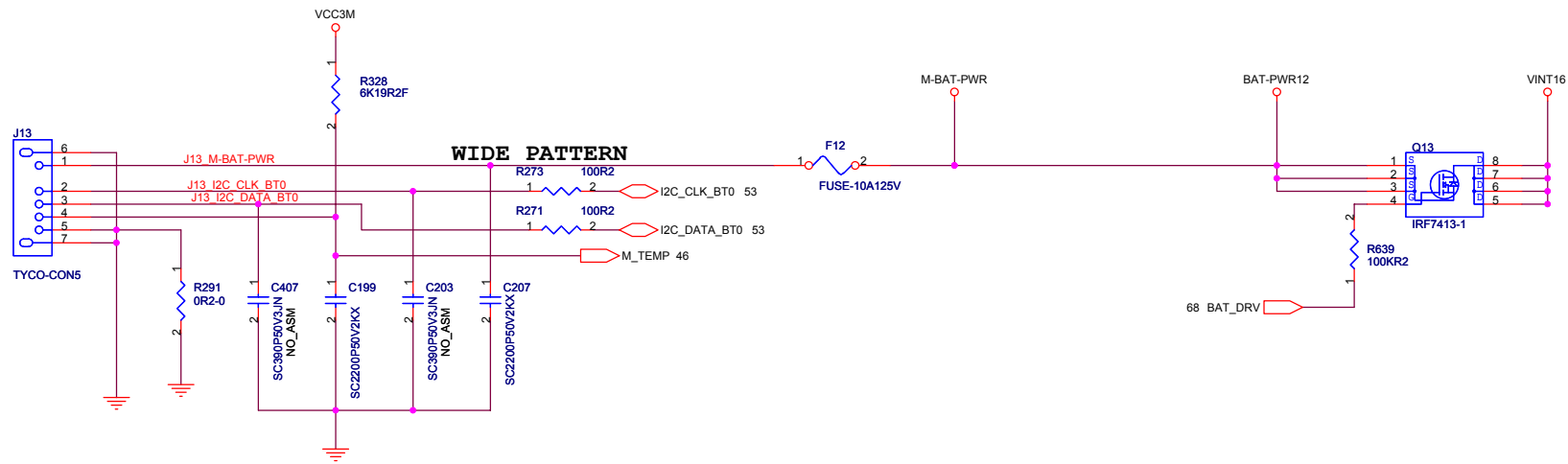




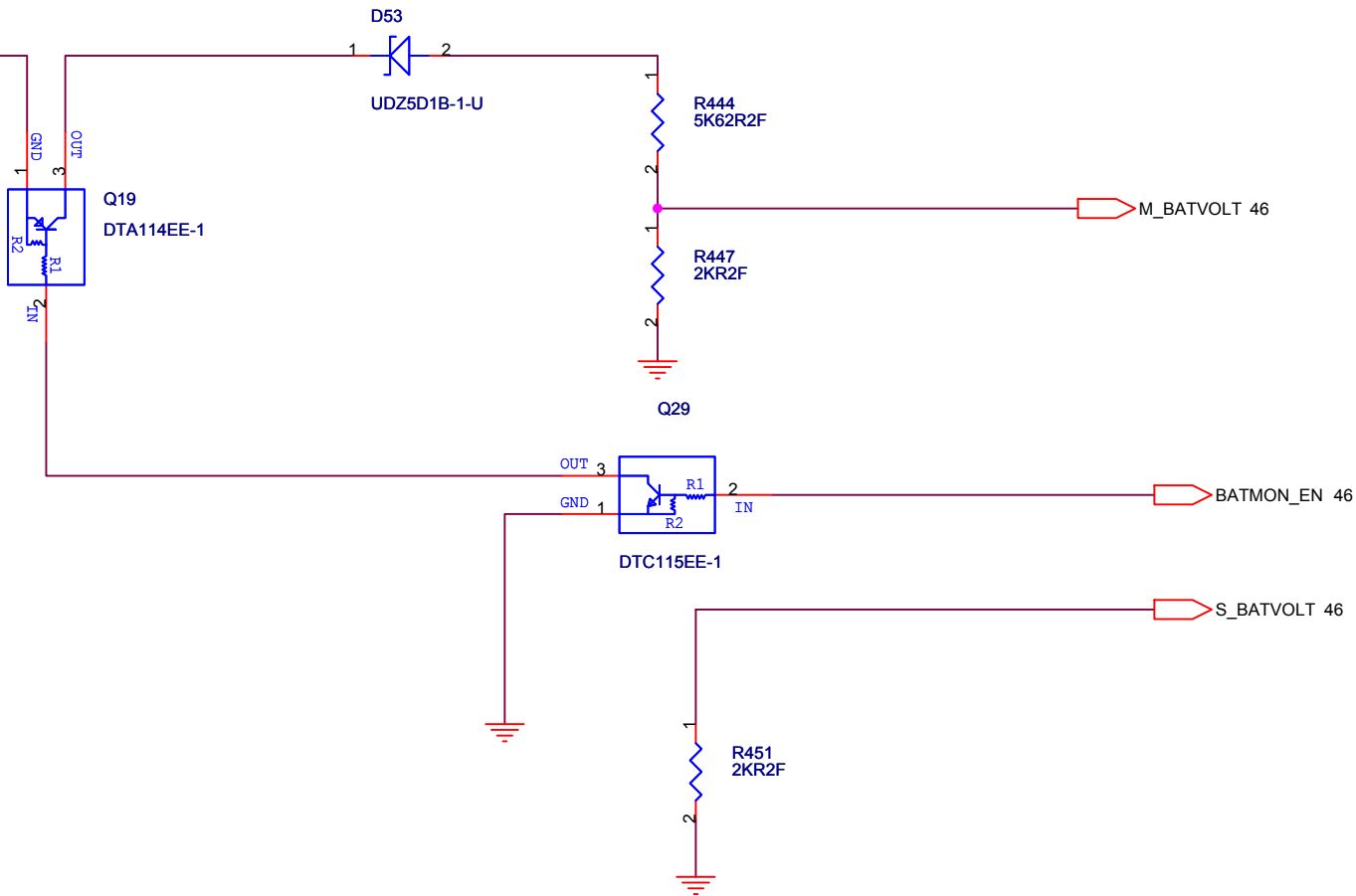








M-BAT-PWR

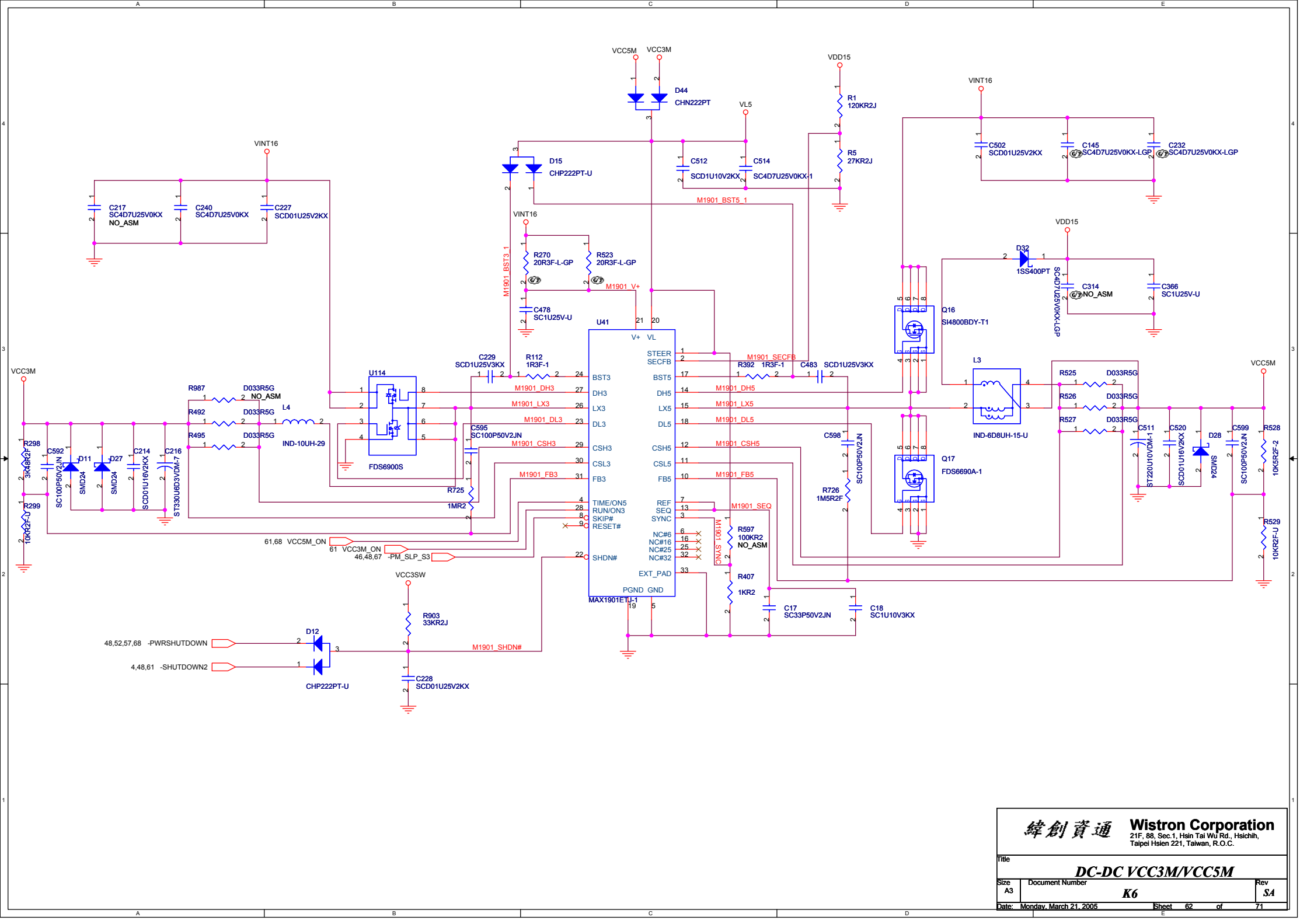


緯創資通

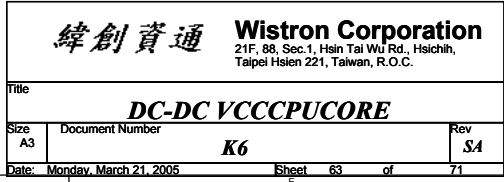
**Wistron Corporation**  
21F, 88, Sec.1, Hsin Tai Wu Rd., Hsichih,  
Taipei Hsien 221, Taiwan, R.O.C.

Title		
BATTERY MONITOR		
Size A4	Document Number K6	Rev SA
Date: Monday, March 21, 2005	Sheet 60 of	71

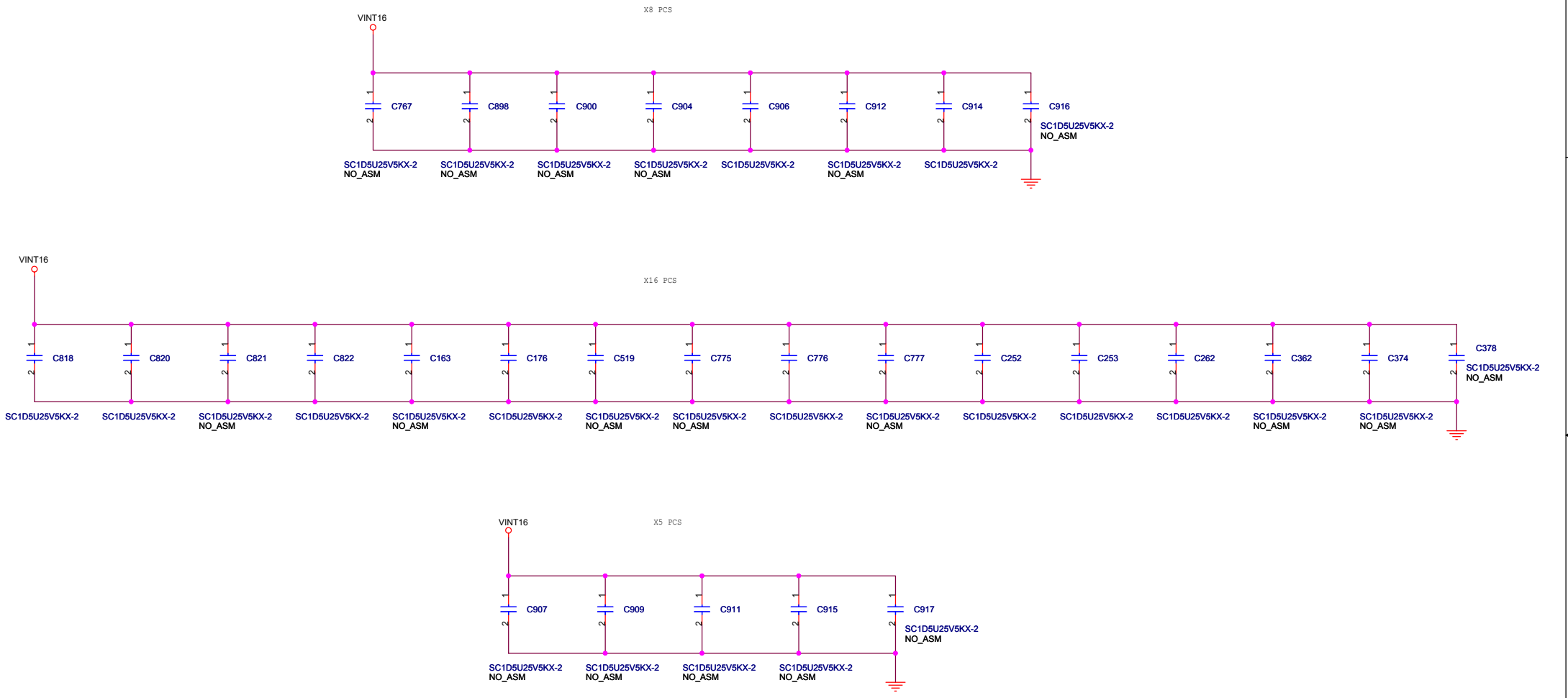




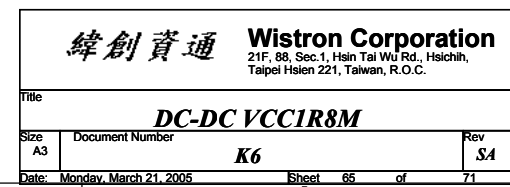
	<i>Deeper</i>	<i>Deep</i>	<i>Active</i>
<i>DPRSLPVR 1</i>	<i>0</i>	<i>0</i>	
<i>STP CPU# 0</i>	<i>0</i>	<i>0</i>	<i>1</i>



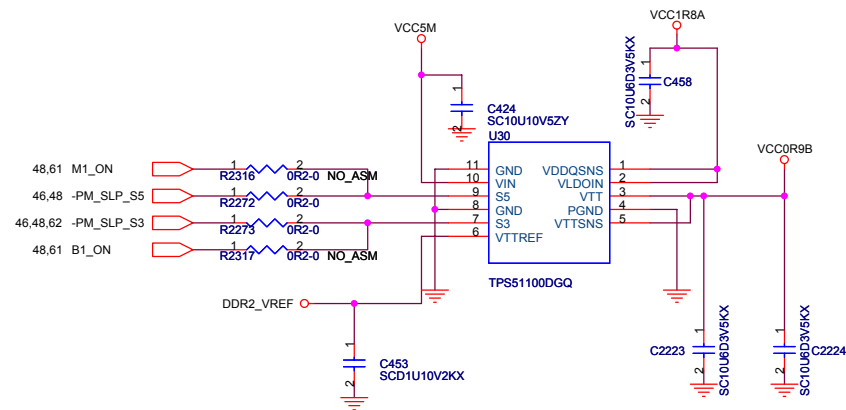
ALL CAPS ON THIS PAGE ARE NO-ASM FOR VCCCPUCORE.







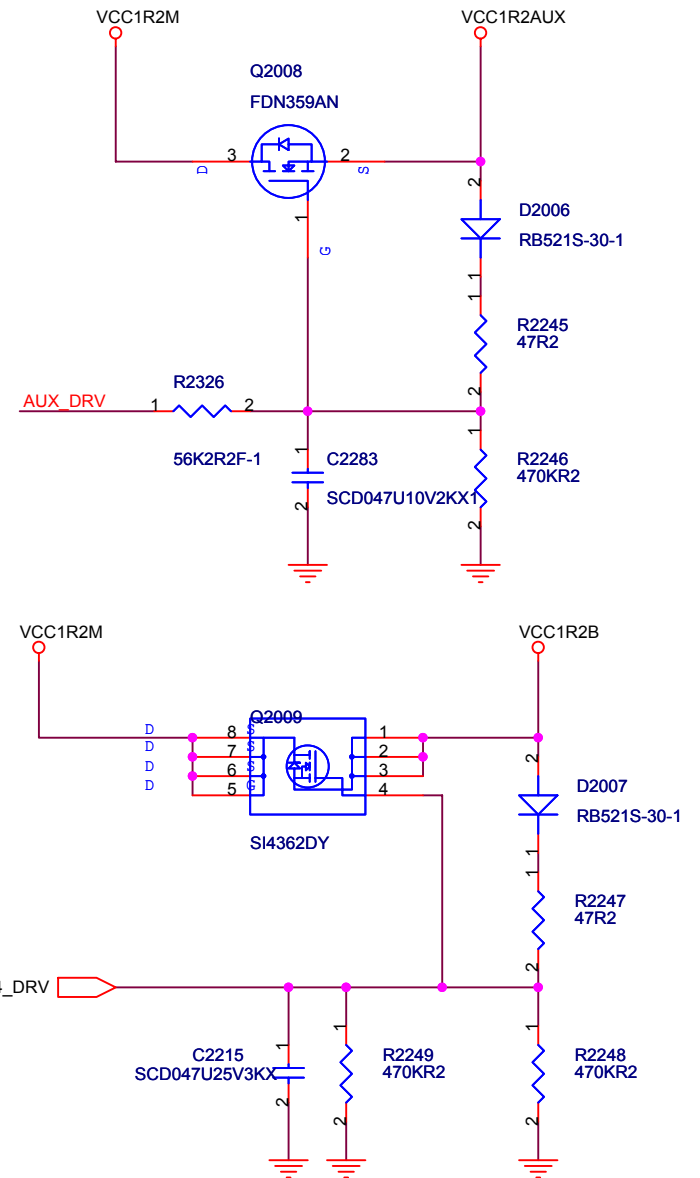
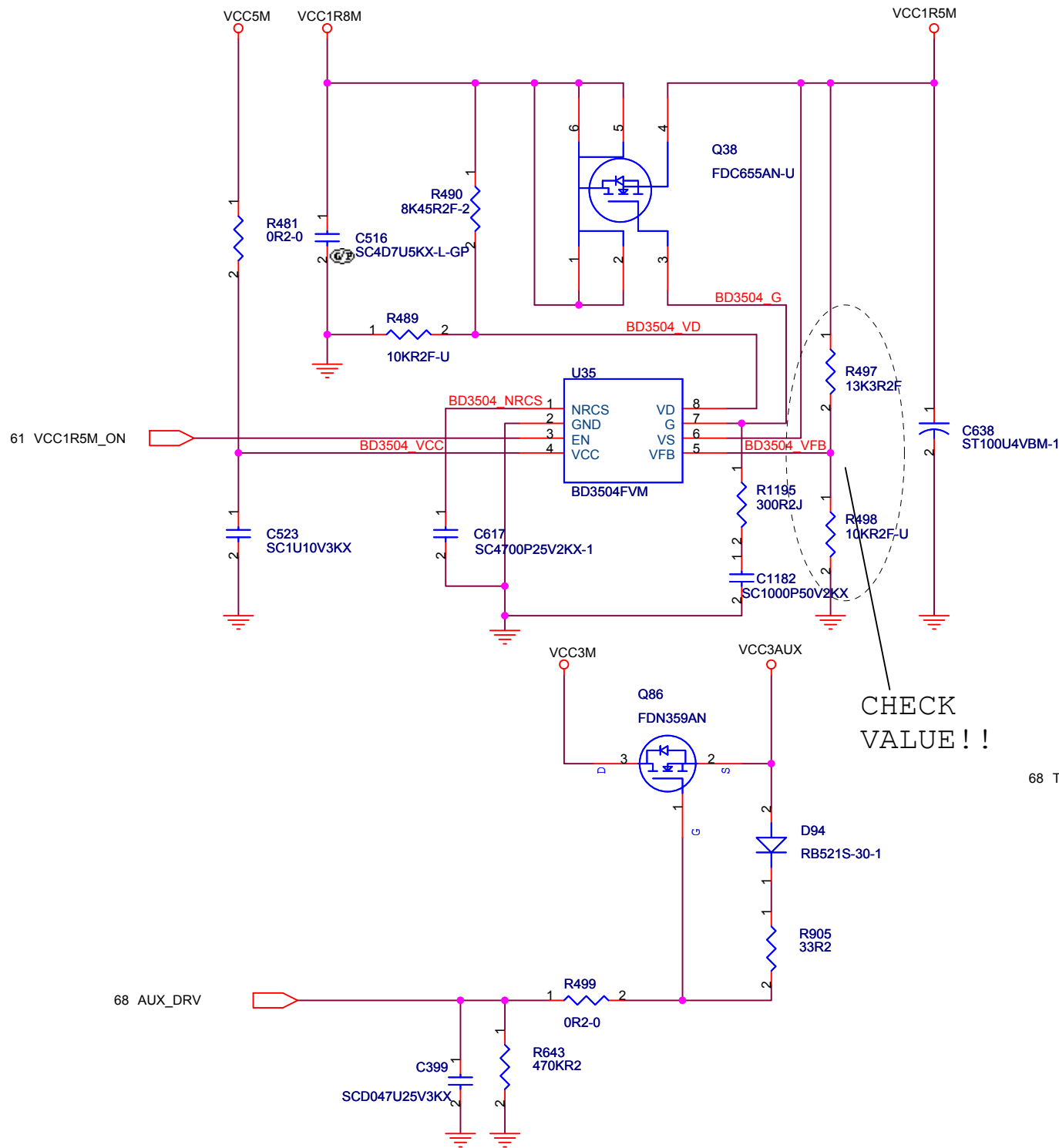




緯創資通 **Wistron Corporation**  
21F, 88, Sec.1, Hsin Tai Wu Rd., Hsichih,  
Taipei Hsien 221, Taiwan, R.O.C.

Title			<b>VCC1R2AUX/VCC0R9B</b>		
Size	Document Number				Rev
A3	<b>K6</b>				<b>S4</b>
Date:	Monday, March 21, 2005		Sheet	67	of 71





緯創資通

**Wistron Corporation**

21F, 88, Sec.1, Hsin Tai Wu Rd., Hsichih,  
Taipei Hsien 221, Taiwan, R.O.C.

Title

**LOAD SW 1(AUX)**

Size  
A4

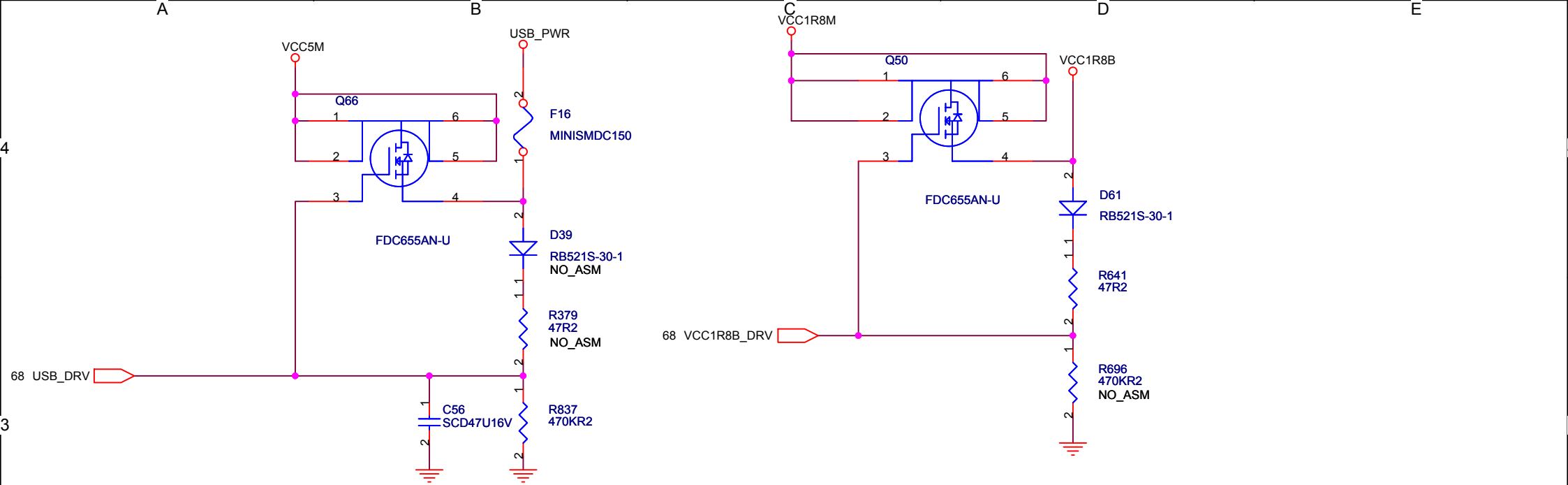
Document Number

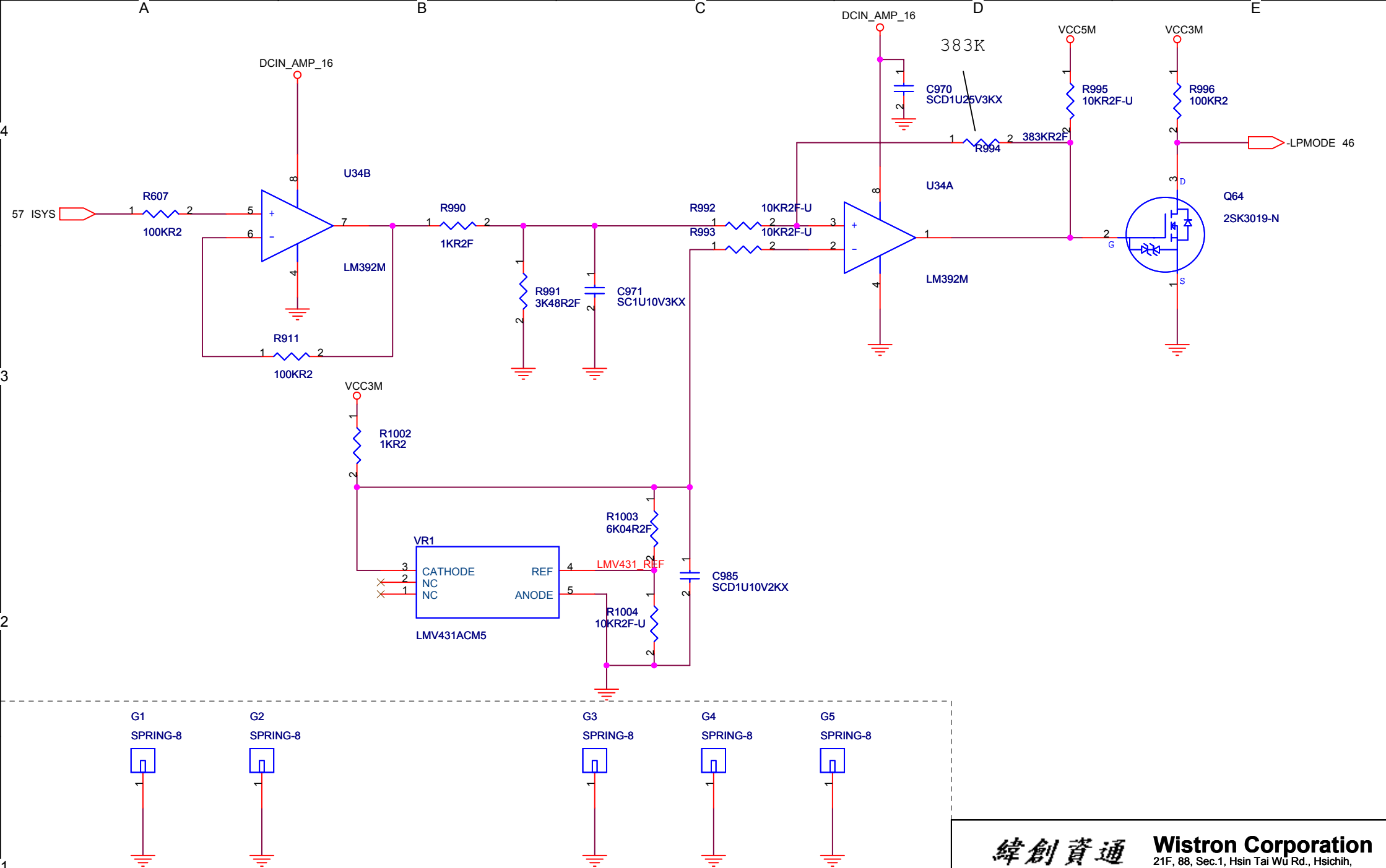
**K6**

Rev  
**-SA**

Date: Monday, March 21, 2005

Sheet 69 of 71





Vendor P/N: ATE-C-306

<div>緯創資通</div>		<div>Wistron Corporation</div> <div>21F, 88, Sec.1, Hsin Tai Wu Rd., Hsichih, Taipei Hsien 221, Taiwan, R.O.C.</div>	
Title			
MAX POWER CTRL			
Size A4	Document Number  K6		Rev SA
Date:	Monday, March 21, 2005	Sheet 71 of 71	