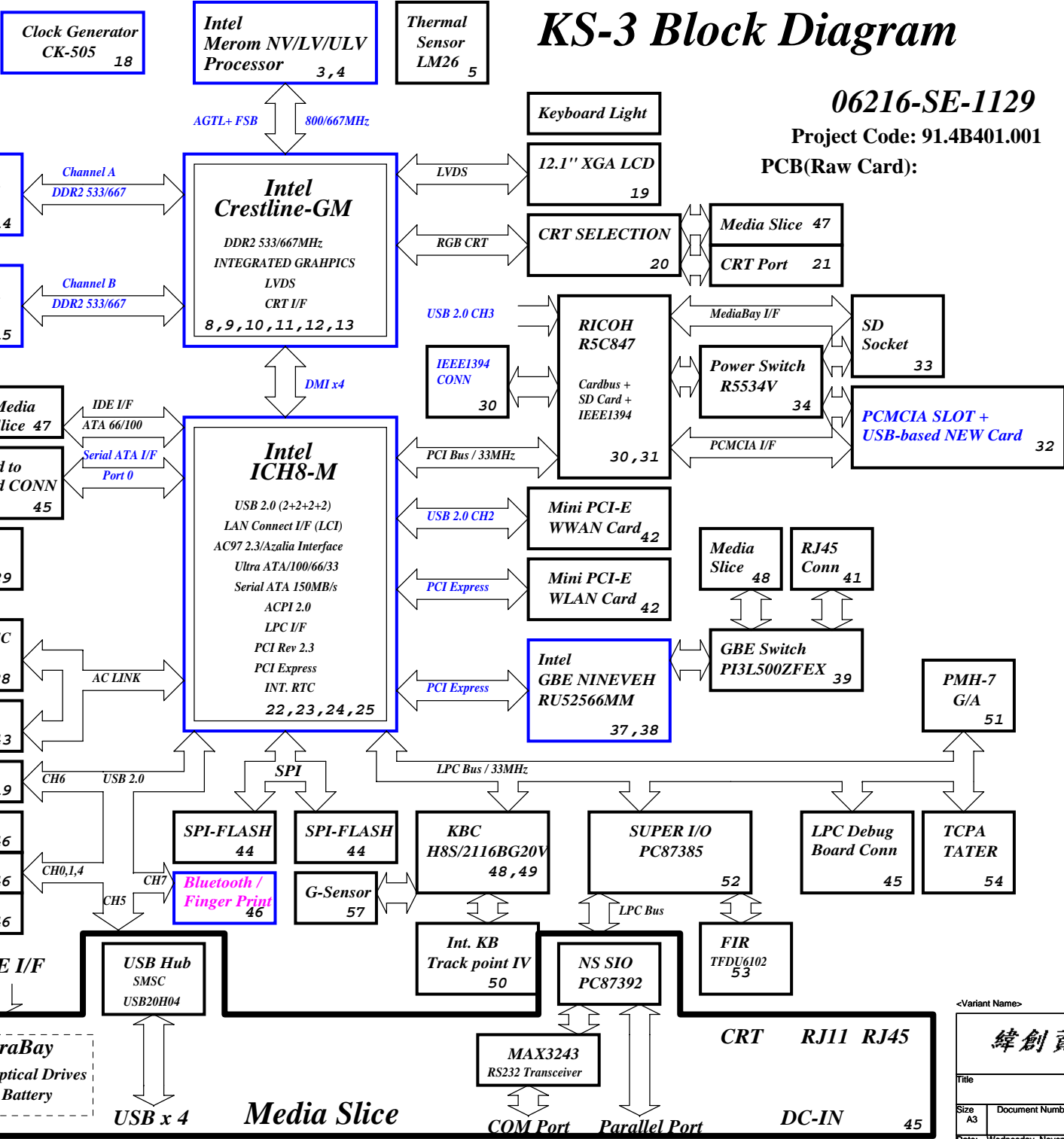


November '29



RESISTOR

Symbol name	Value	Tolerance (J: 5%, F: 1%, D: 0.5%, B: 0.1 %)	Rating 0402=> 1/16W, 25V 0603 => 1/16W, 75V 0805 => 1/10W, 100V	Size 2=>0402, 3=>0603, 5=>0805, 6=>1206, 0=>1210
10KR3	10K Ohm	If no letter, it means J: 5%	1/16W, 75V	0603
33D3R5	33.3 Ohm	If no letter, it means J: 5%	1/10W, 100V	0805
1KR3F	1K Ohm	F: 1%	1/16W, 75V	0603

The naming rule is value + R + size + tolerance
For the value, it can be read by the number before R. (R means resistor)
For the tolerance, it can be read from the last letter.
For the rating, we don't show on the symbol name.
For the size, R2=>0402, R3=>0603, R5=>0805,.....

CAPACITOR

Symbol name	Value	Tolerance (M: +/-20, K: +/-10, Z: +80/-20)	Rating	Size 2=>0402, 3=>0603, 5=>0805, 6=>1206, 0=>1210
SCD1U10V2MX-1	0.1uF	M/X5R	10V	0402
SC10U6D3V5MX	10uF	M/X5R	6.3V	0805
SC2D2U16V5ZY	2.2uF	Z/Y5V	16V	0805

The naming rule is
Capacitor type + value + rating + size + tolerance + material
SCD1U10V2MX-1
SC=> SMT Ceramic, TC=> POS cap or SP cap
D1U => 0.1uF
10V => the voltage rating is 10V
2=> 0402, 3=>0603, 5=>0805
M=>tolerance M, K, Z
X=> X7R/X5R, Y=> Y5V
-1 => symbol version, nonsense to EE characteristic

PLANAR_ID[3..0]

ICH8-M GPIOn	39	38	37	36	Planar ID Version	Planar PCB Version
PLANAR_IDn	3	2	1	0		
	0	0	0	0	KShote-3 Pre-DV	SA
	0	0	0	1	DV1	SB
	0	0	1	0	FVT	SC
	0	0	1	1	DV2	SD
	0	1	0	0	DV2-R	SE

EC HISTORY


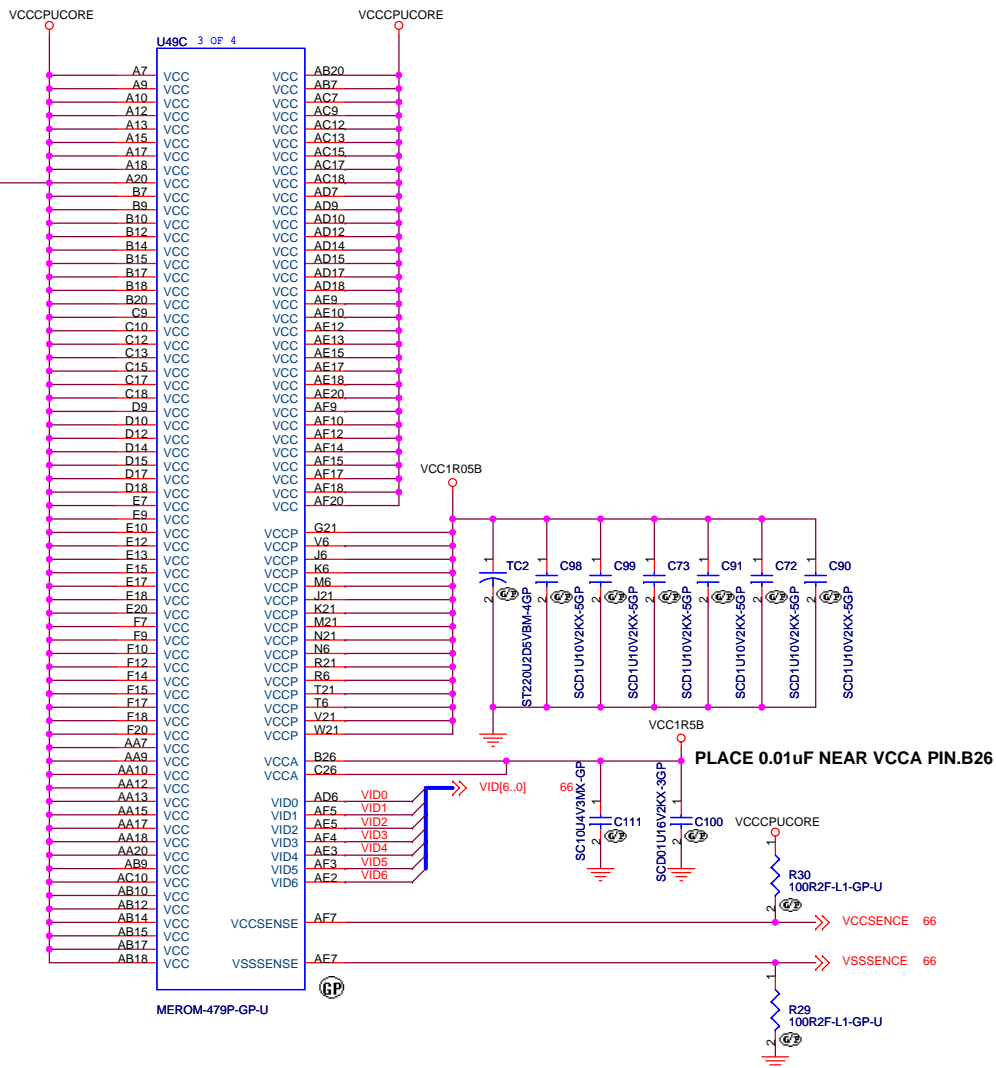
Stage	Date	EC No.	Page	Note
DV	7/19	EC019	69	Add R856 connect U22 pin.5 and MPWRG
DV	7/19	EC019	74	Add R857(DY)
DV1	7/21	EC001	56	Add 2nd FAN Control logic in P.56
DV1	7/21	EC001	18	Delete C590,C593,C589,C579,R833,R834 make DREFCLK_96M connect to U67 Pin.5 -DREFCLK_96M connect to U67 Pin.6 Reset R514,R515,R573 to 1ohm
DV1	7/21	EC001	11	Add C590,C905,C906,C593,C579,C589 and connect to U53F Pin.AC16
DV1	7/21	EC001	12	Reset C139,C145,C701 to 6.3V 10%
DV1	7/21	EC001	10	Reset U27 to Dummy, R250 to ASM
DV1	7/21	EC001	48	Reset R212 to DY Add -90W_AC connect to U26A Pin.11
DV1	7/21	EC001	49	Reset R291 to DY Add GSENSE_TST connected to U26B Pin.F3 Add FAN2_ON, FAN2_FRQ
DV1	7/21	EC001	24	Reset R337 to DY,R341 to ASM
DV1	7/21	EC001	19	Reset R649,U12,R49 to DY, R648 to ASM
DV1	7/21	EC001	46	Delete F6,Q25,R133,C224 and -2NDFAN_ON
DV1	DV1	EC001	68	Reset R427,R451,R442,R439,R420 to 22k ohm Change the power from VCC5M to VCC3M

PCI TABLE

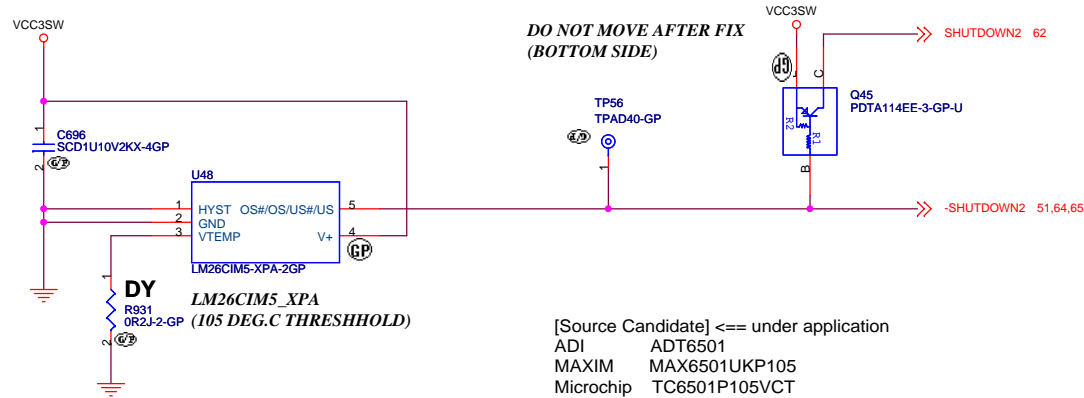
DEVICE	IDSEL	IRQ (Default)	REQ# / GNT#
MINIPCI SLOT	AD18	F, G	REQ# 3/ GNT#3
CARDBUS R5C811	AD16	SERIRQ	REQ#0 / GNT#0
USB UHCI	AD29	A, C, D	
USB 2.0 EHCI	AD29	H	
DMI-to-PCI/ AC97 Modem/ AC97 Audio	AD30	B B	
LPC Bridge IDE SATA SMBus	AD31	C C B	
PCI Express	AD28	A, B, C, D	

<Variant Name>

Title		緯創資通 Wistron Corporation 21F, 88, Sec.1, Hsin Tai Wu Rd., Hsichih, Taipei Hsien 221, Taiwan, R.O.C.	
Size A3		Reference	
Date: Wednesday, November 29, 2006	Sheet 2 of 77	Document Number	Rev SE
Date: Wednesday, November 29, 2006		KS Note	



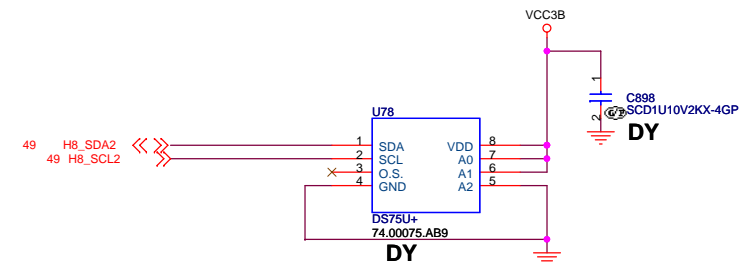
Thermal Sensor LM26 for CPU



ASM R931 when these part was implement on U48

Thermal Sensor LM75 for Gbe module

Place near Gbe



H8 I2C Bus 2 ADDRESS : 4BH

77P2752BA (ADI)
41A1223BA (TI)

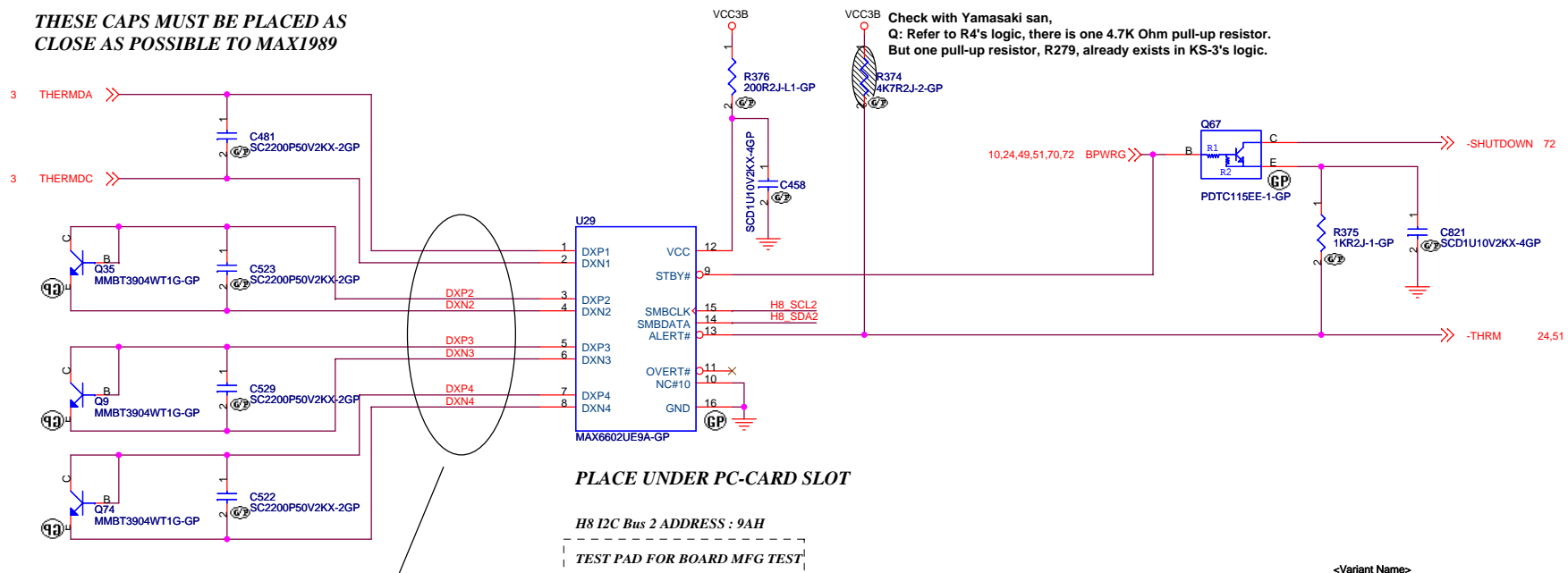
THESE CAPS MUST BE PLACED AS CLOSE AS POSSIBLE TO MAX1989

TO CPU DIE

DDR MODULE

TO VCORE FET

TO MINI CARD

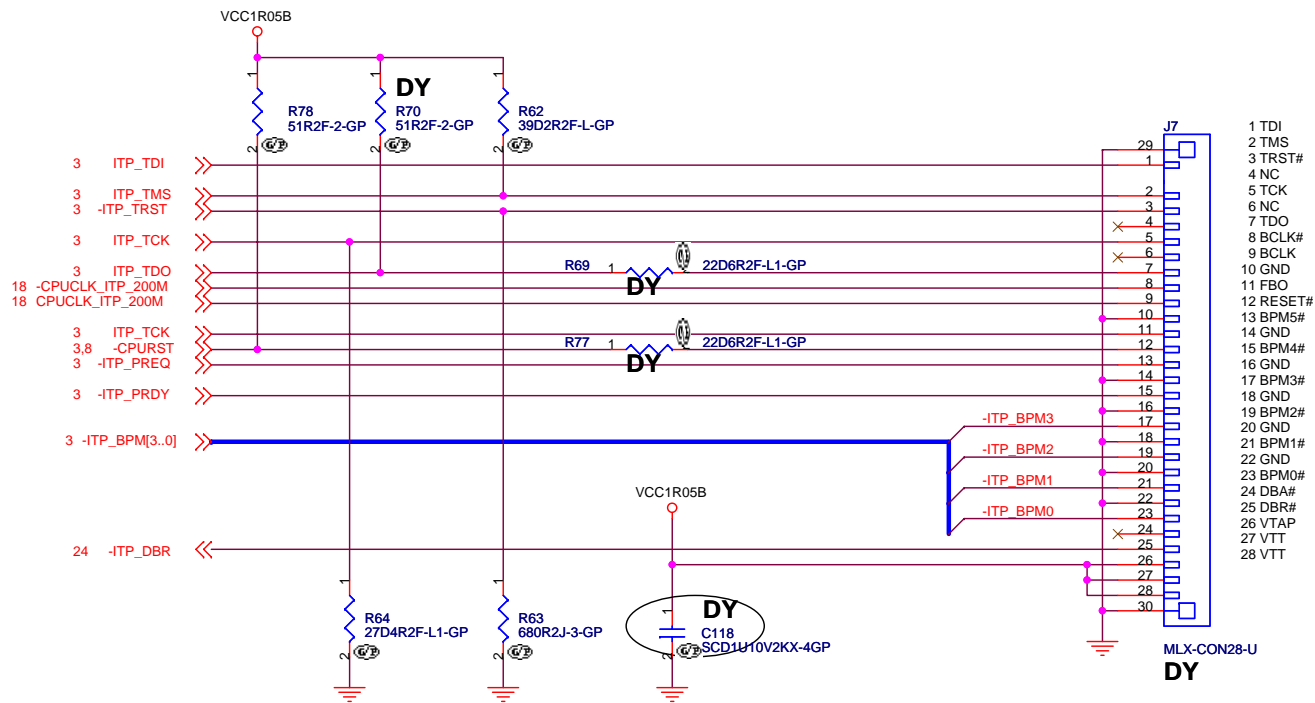


Layout Comment :

- (1) Thermal sensor trace lines should not be overlapped with other high frequency trace lines in other layers.
- (2) Also, it should not be overlapped with large amplitude trace lines either.

<Variant Name>

緯創資通 Wistron Corporation 21F, 88, Sec.1, Hsin Tai Wu Rd., Hsichih, Taipei Hsien 221, Taiwan, R.O.C.	
THERMAL SENSOR	
Title Size A3 Date: Wednesday, November 29, 2006	Document Number KS note-3 Sheet 5 of 77
Rev SE	



(*1) TCK SIGNAL IS BRANCHED AT CPU's PIN

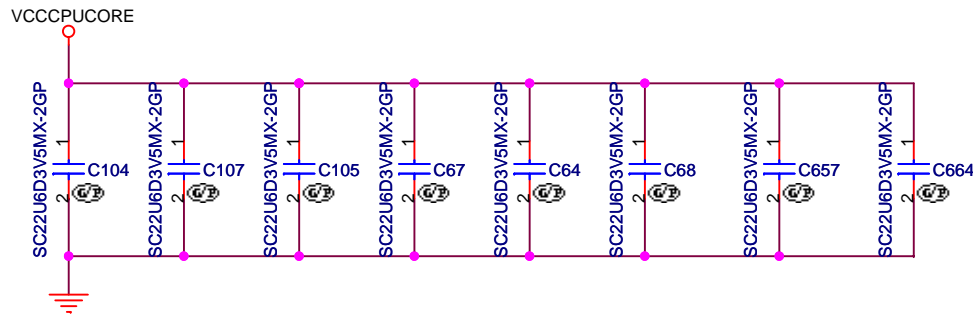
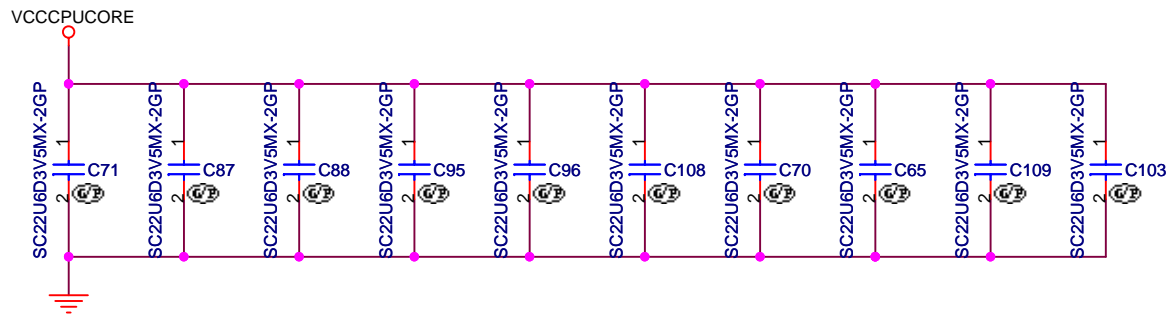
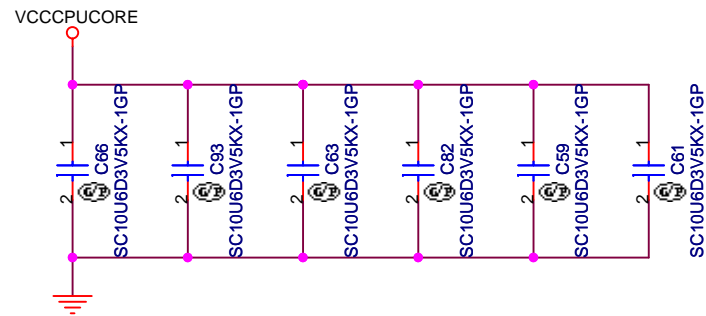
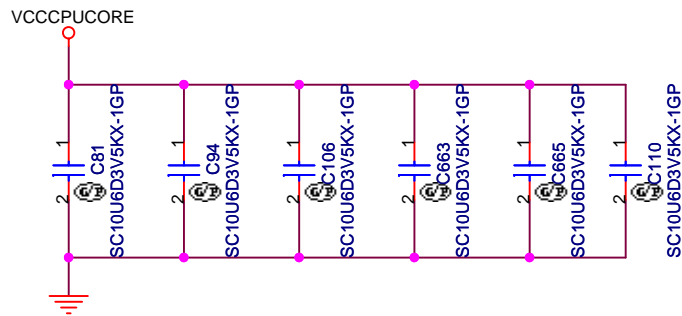
(*2) CPURST# SIGNAL IS BRANCHED AT GMCH's PIN

Ref Des	For ITP 700Flex	For ITP-XDP
J7	NO_ASM-->ASM	NO_ASM-->ASM
C118	NO_ASM-->ASM	NO_ASM-->ASM
R658	ASM (No Change)	ASM--> 51 5% ASM
R69	NO_ASM-->ASM	NO_ASM-->ASM
R77	NO_ASM-->ASM	NO_ASM-->1K 5% ASM
R63	ASM (No Change)	ASM (No Change)
R78	ASM (No Change)	ASM-->NO_ASM
R70	ASM (No Change)	ASM (No Change)
R64	ASM (No Change)	ASM-->51 5% ASM
R62	ASM (No Change)	ASM-->51 5% ASM

Rxxx(*) is the pull-up resistor on ITP_TDI

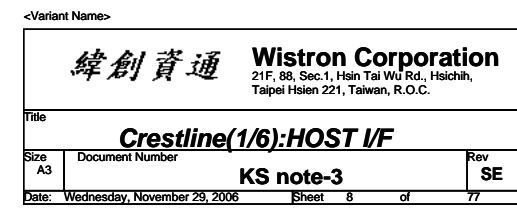
<Variant Name>


緯創資通		Wistron Corporation 21F, 88, Sec.1, Hsin Tai Wu Rd., Hsichih, Taipei Hsien 221, Taiwan, R.O.C.	
Title			
ITP CONN			
Size	Document Number	Rev	
Custom		SE	
Date: Wednesday, November 29, 2006		Sheet 6 of 77	



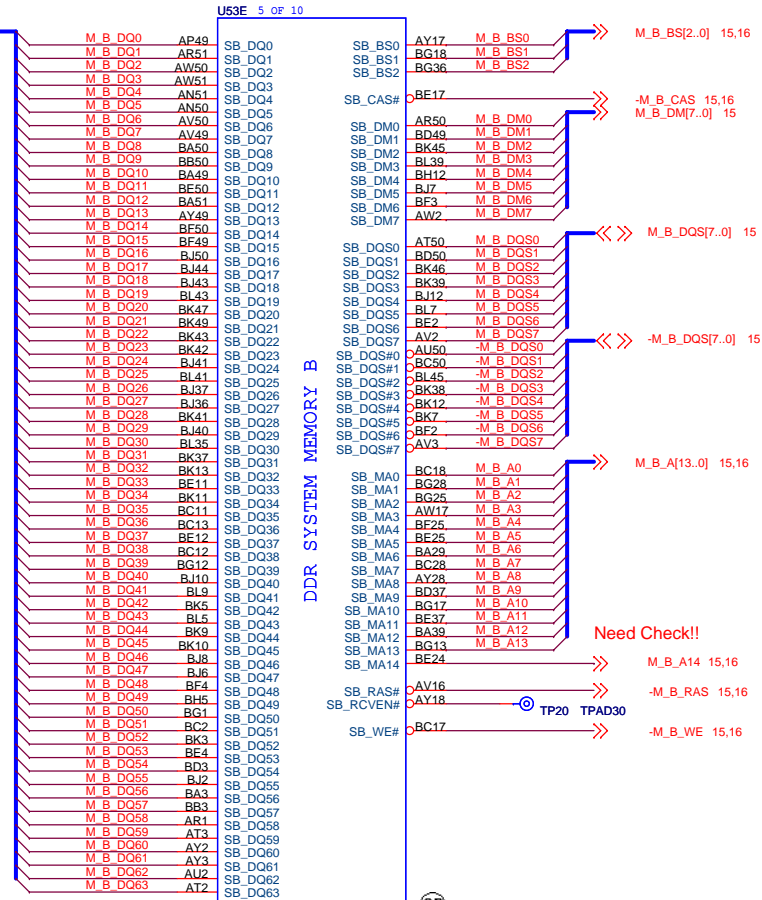
<Variant Name>

<div>緯創資通</div> <div>Wistron Corporation</div> <div>21F, 88, Sec.1, Hsin Tai Wu Rd., Hsichih, Taipei Hsien 221, Taiwan, R.O.C.</div>	
Title	
VCCCPUCORE DECOUPLING	
Size	Document Number
A4	KS note-3
	Rev
	SE
Date:	Wednesday, November 29, 2006
Sheet	7 of 77





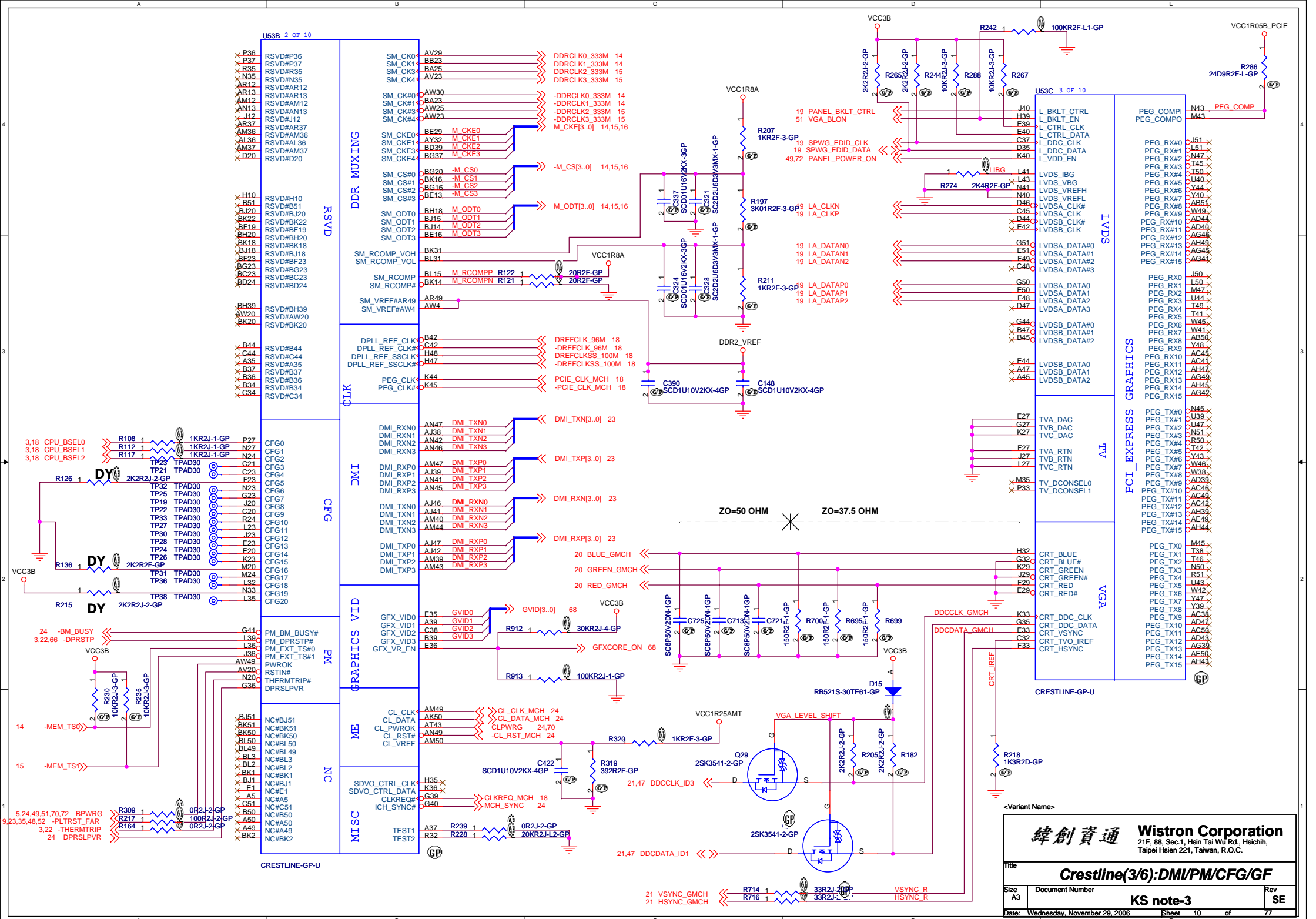
CRESTLINE-GP-U

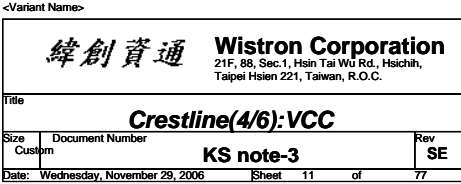


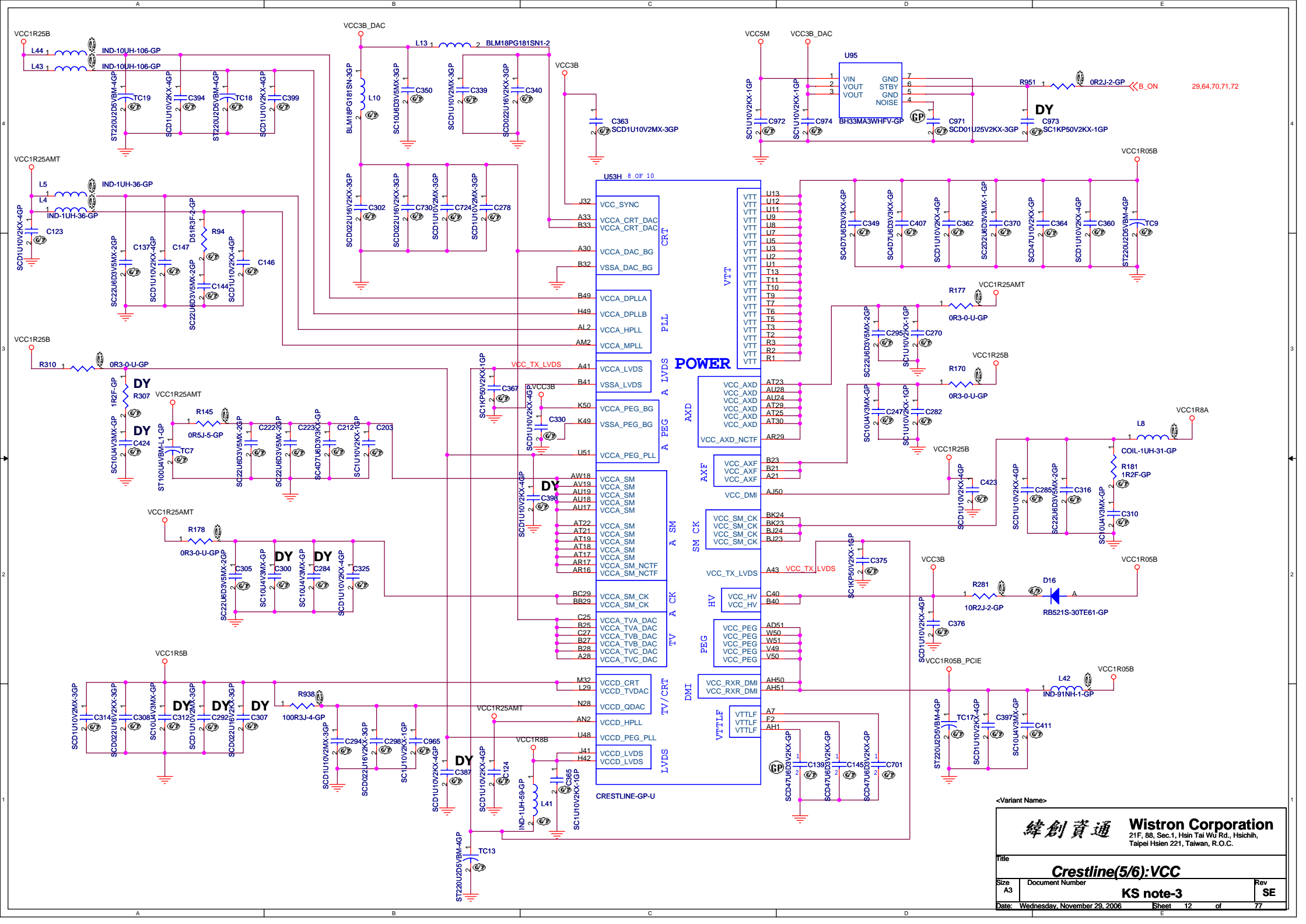
CRESTLINE-GP-U

<Variant Name>

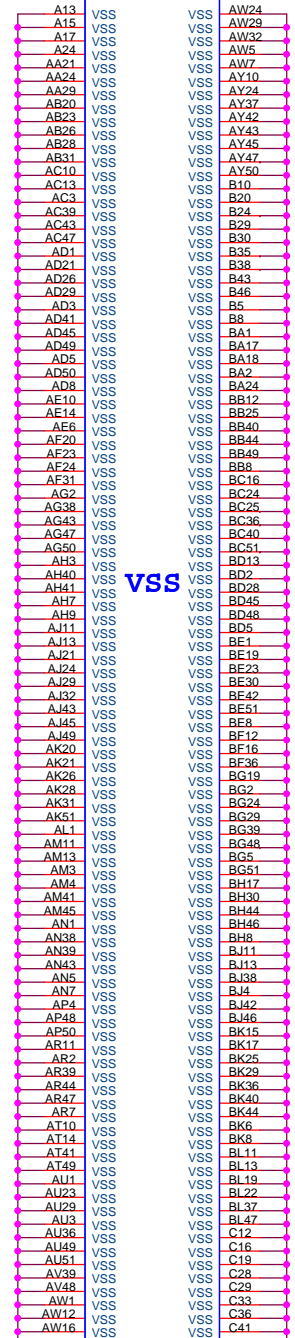
21F, 88, Sec.1, Hsin Tai Wu Rd., Hsichih, Taipei Hsien 221, Taiwan, R.O.C.	
Wistron Corporation	
緯創資通	
Title	
Crestline(2/6):DDR2	
Size	Document Number
A3	KS note-3
Date:	Wednesday, November 29, 2006
Sheet	9 of 77
Rev	SE



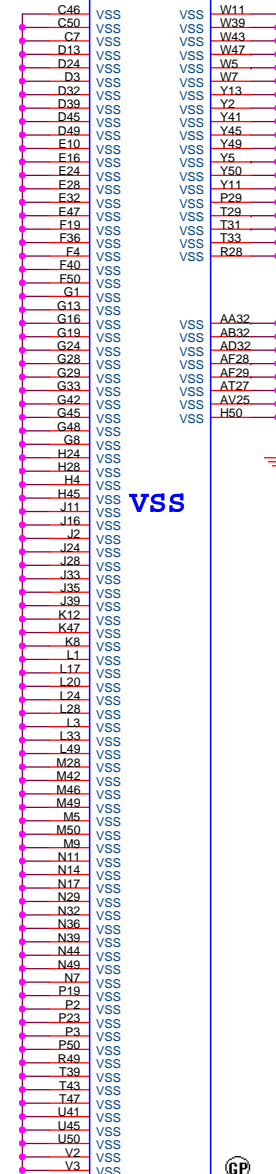




U53I 9 OF 10



U53J:10 OF 10



VSS

CRESTLINE-GP-U

<Variant Name>

緯創資通

Wistron Corporation
21F, 88, Sec.1, Hsin Tai Wu Rd., Hsichih,
Taipei Hsien 221, Taiwan, R.O.C.

Title

Crestline(6/6):GND

Size

A3 Document Number

Rev

KS note-3

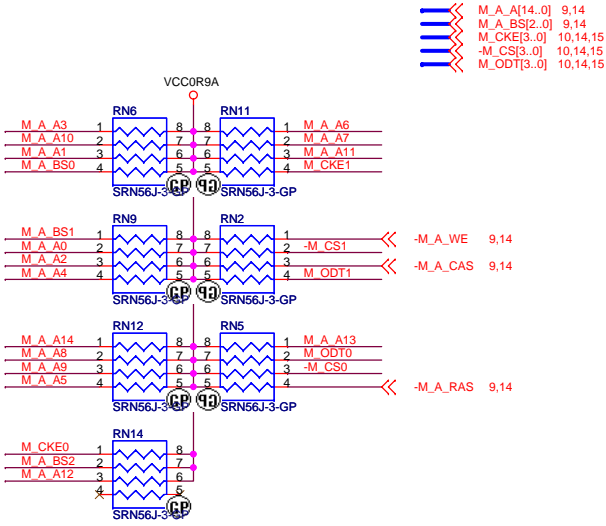
SE

Date: Wednesday, November 29, 2006

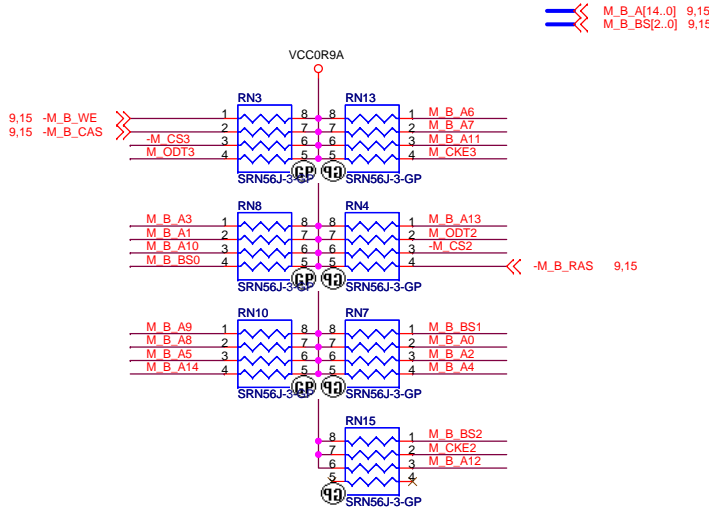
Sheet 13 of 77

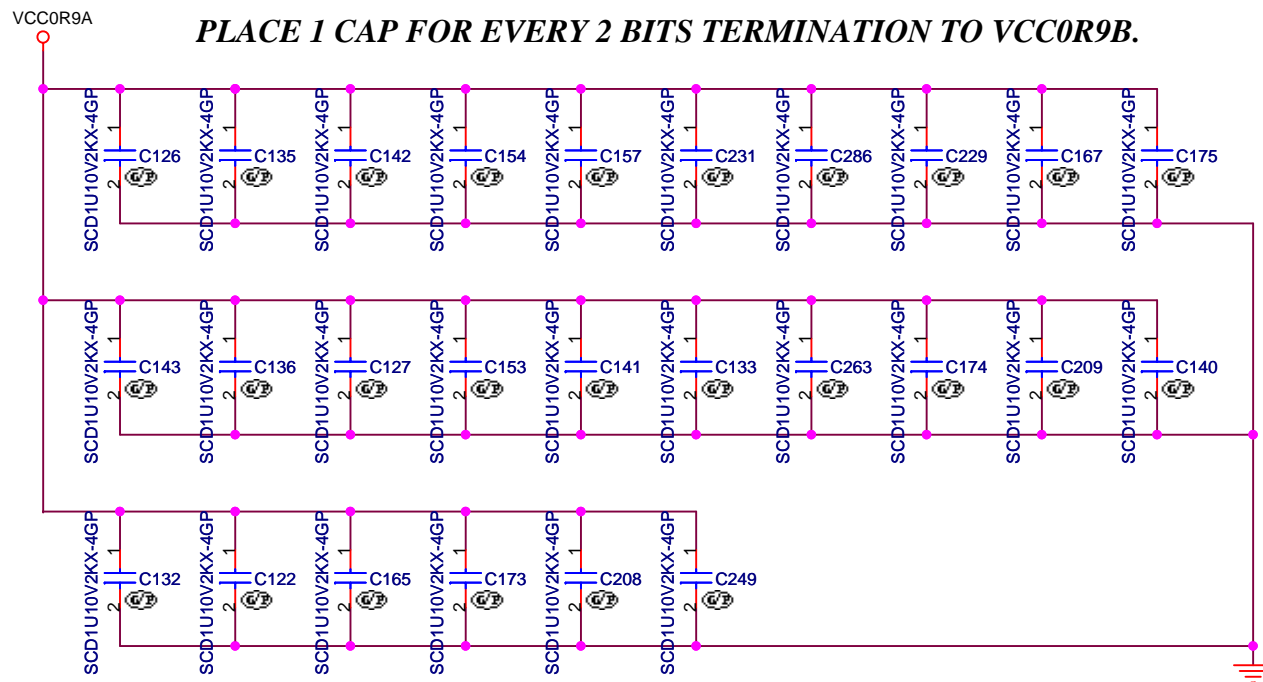


CHANNEL A PARALLEL TERMINATION



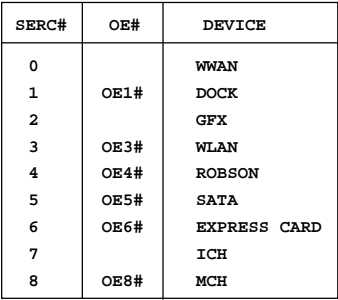
CHANNEL B PARALLEL TERMINATION






<Variant Name>

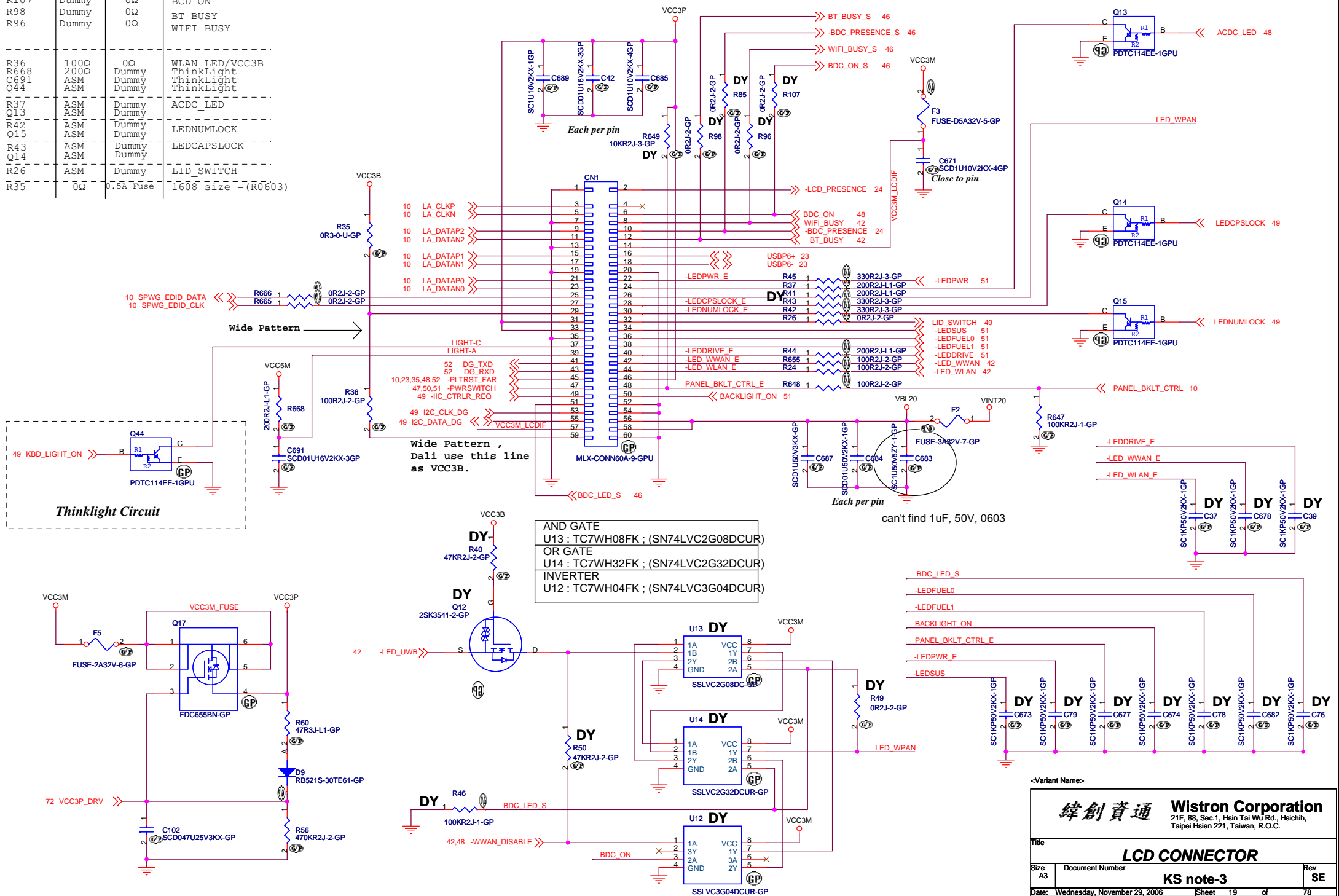
<div>緯創資通</div>		<div>Wistron Corporation</div>			
		21F, 88, Sec.1, Hsin Tai Wu Rd., Hsichih, Taipei Hsien 221, Taiwan, R.O.C.			
Title					
DDR-2 DECOUPLING					
Size	Document Number		Rev		
A4	KS note-3		SE		
Date:	Wednesday, November 29, 2006	Sheet 17 of 77			

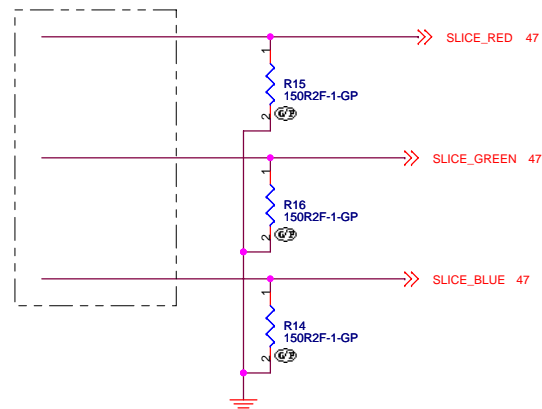
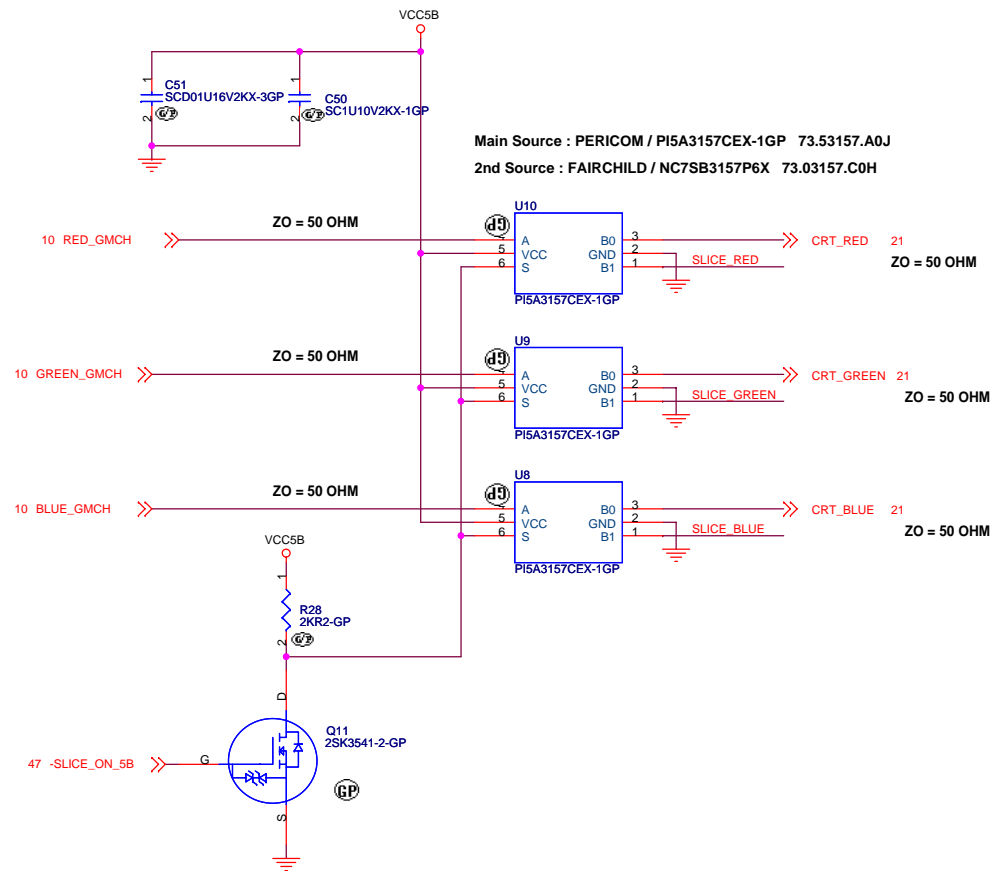


<Variant Name>			
		Wistron Corporation 21F, 88, Sec.1, Hsin Tai Wu Rd., Hsichih, Taipei Hsien 221, Taiwan, R.O.C.	
Title			
CLOCK GEN(CK505)			
Size A3	Document Number	KS-note-3	Rev SE
Date:	Wednesday, November 29, 2006	Sheet 18 of 77	

LCD / Inverter Connector

Place	Ks-3	Dali-2	Function
R85	Dummy	0Ω	-BDC_PRESENCE
R107	Dummy	0Ω	BCD_ON
R98	Dummy	0Ω	BT_BUSY
R96	Dummy	0Ω	WIFI_BUSY
R36	100Ω	0Ω	WLAN_LED/VCC3B
R668	200Ω	Dummy	ThinkLight
C691	ASM	Dummy	ThinkLight
Q44	ASM	Dummy	ThinkLight
R37	ASM	Dummy	ACDC_LED
Q13	ASM	Dummy	
R42	ASM	Dummy	LEDNUMLOCK
Q15	ASM	Dummy	
R43	ASM	Dummy	LEDCAPSLOCK
Q14	ASM	Dummy	
R26	ASM	Dummy	LID_SWITCH
R35	0Ω	0.5A Fuse	1608_size=(R0603)





----- ZO=50.OHM ----- ZO=75 OHM -----

<Variant Name>

緯創資通 **Wistron Corporation**
 21F, 88, Sec.1, Hsin Tai Wu Rd., Hsichih,
 Taipei Hsien 221, Taiwan, R.O.C.

Title

CRT SELECTOR

Size
A3

Document Number

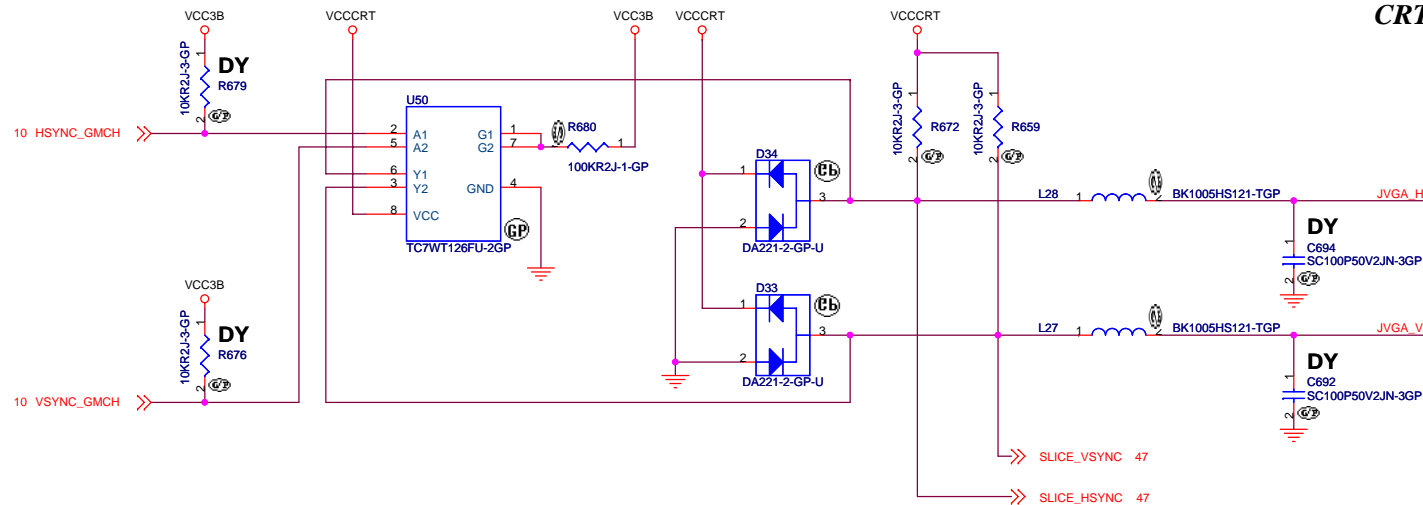
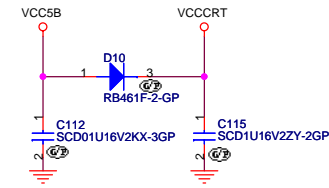
KS note-3

Rev
SE

Date: Wednesday, November 29, 2006

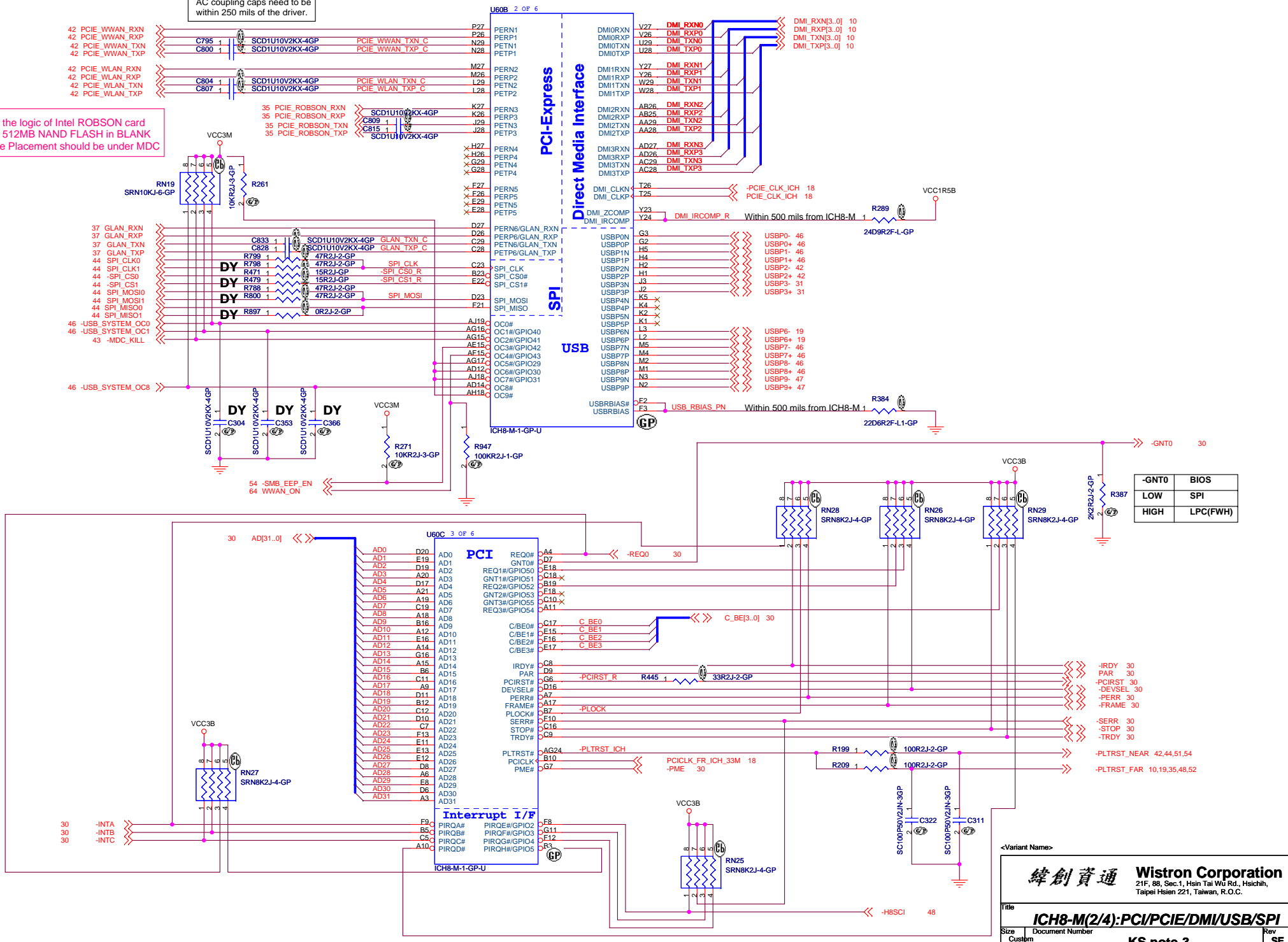
Sheet 20 of 77

SPACING=8MIL



AC coupling caps need to be within 250 mils of the driver.

Add the logic of Intel ROBSON card with 512MB NAND FLASH in BLANK Page Placement should be under MDC



-GNT0	BIOS
LOW	SPI
HIGH	LPC(FWH)

Wistron Corporation
21F, 88, Sec.1, Hsin Tai Wu Rd., Hsichih,
Taipei Hsien 221, Taiwan, R.O.C.

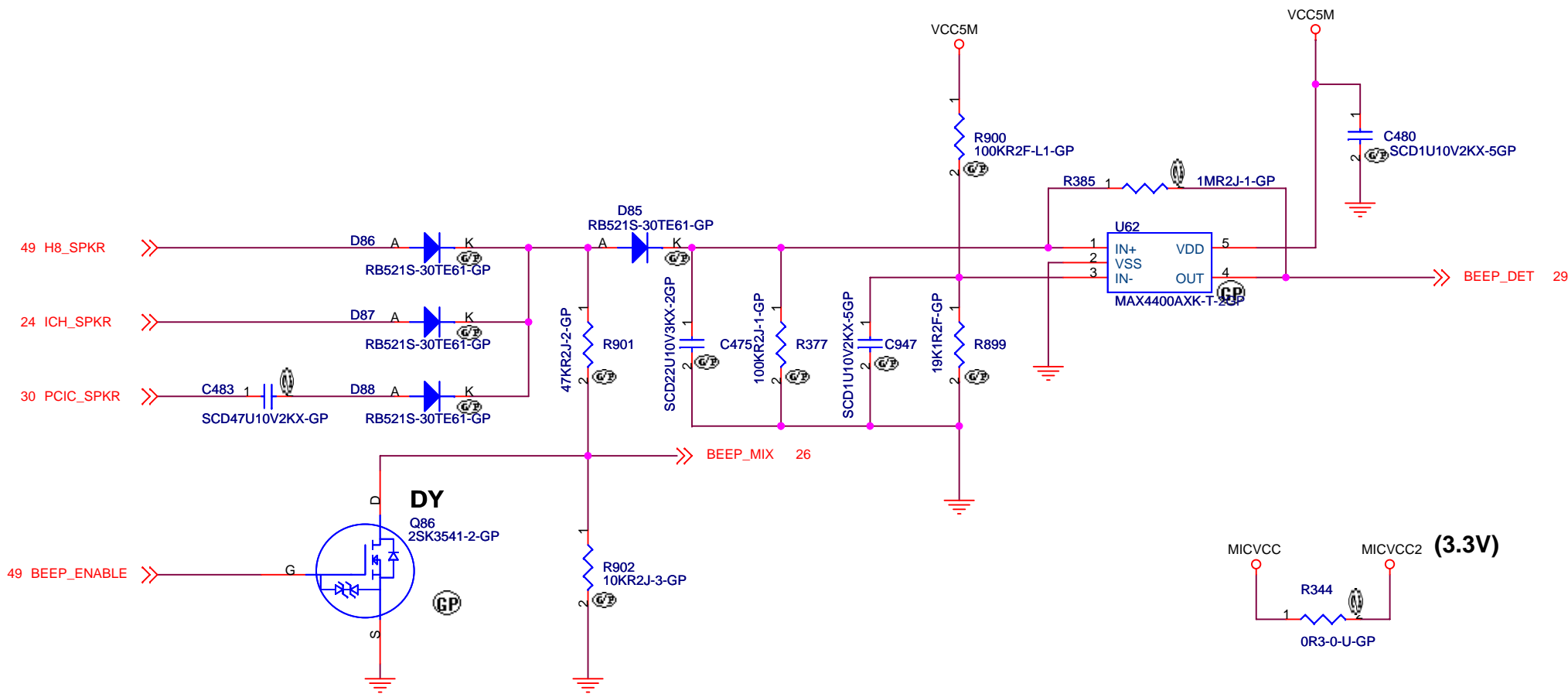
Title: ICH8-M(2/4):PCI/PCIE/DMI/USB/SPI
Size: Custom
Document Number: KS note-3
Date: Wednesday, November 29, 2006
Sheet: 23 of 77

HEADPHONE

EXT MIC

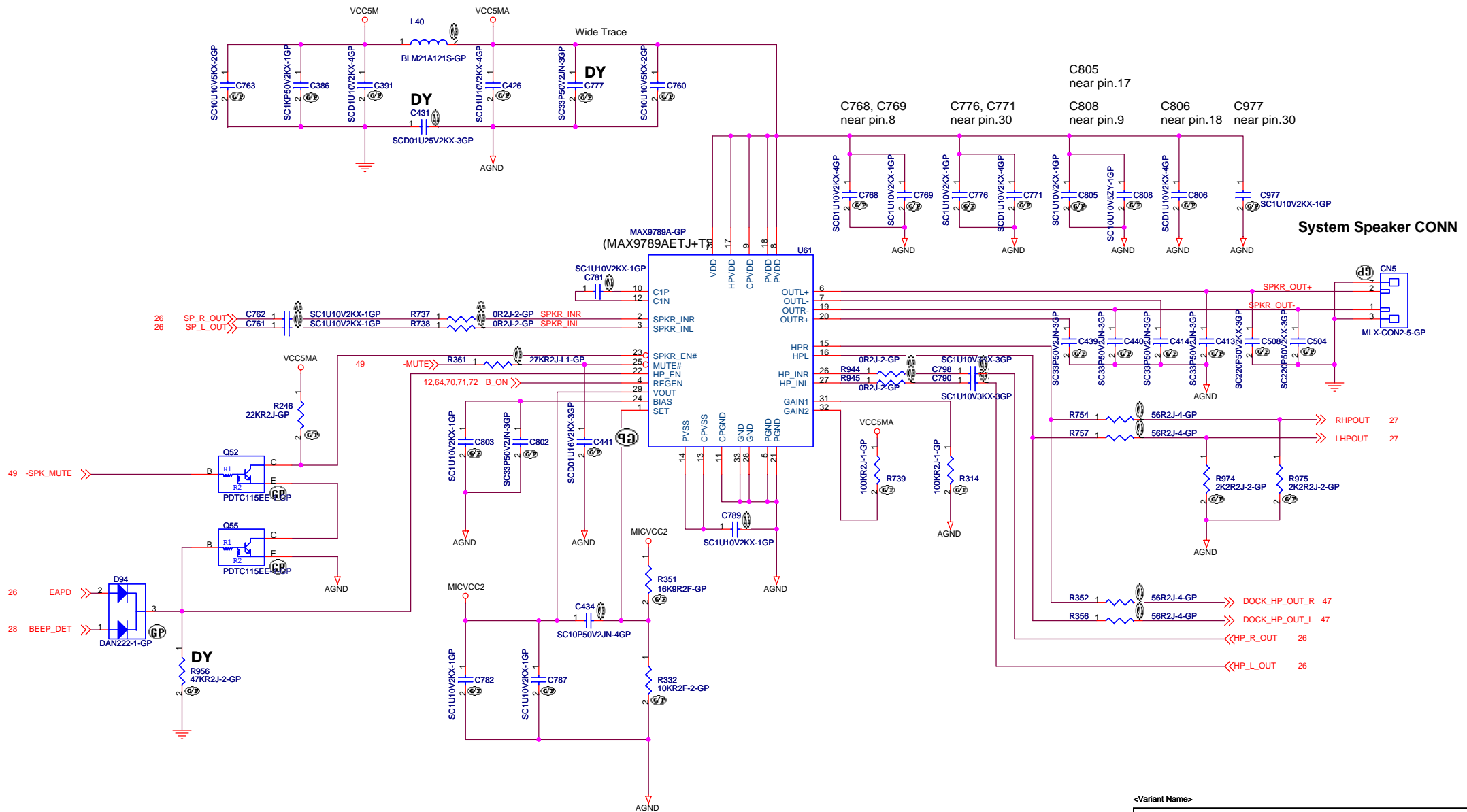
ALL PARTS MUST BE
PLACED NEAR TO
INTERNAL MICROPHONE

Place	KS-3	Dali-2
CN7	ASM	Dummy
R819	ASM	Dummy
R804	ASM	Dummy
C872	ASM	Dummy
CN6	Dummy	ASM
R567	Dummy	ASM
C578	Dummy	ASM
R813	ASM	Dummy
C877	ASM	Dummy
R566	Dummy	ASM



<Variant Name>

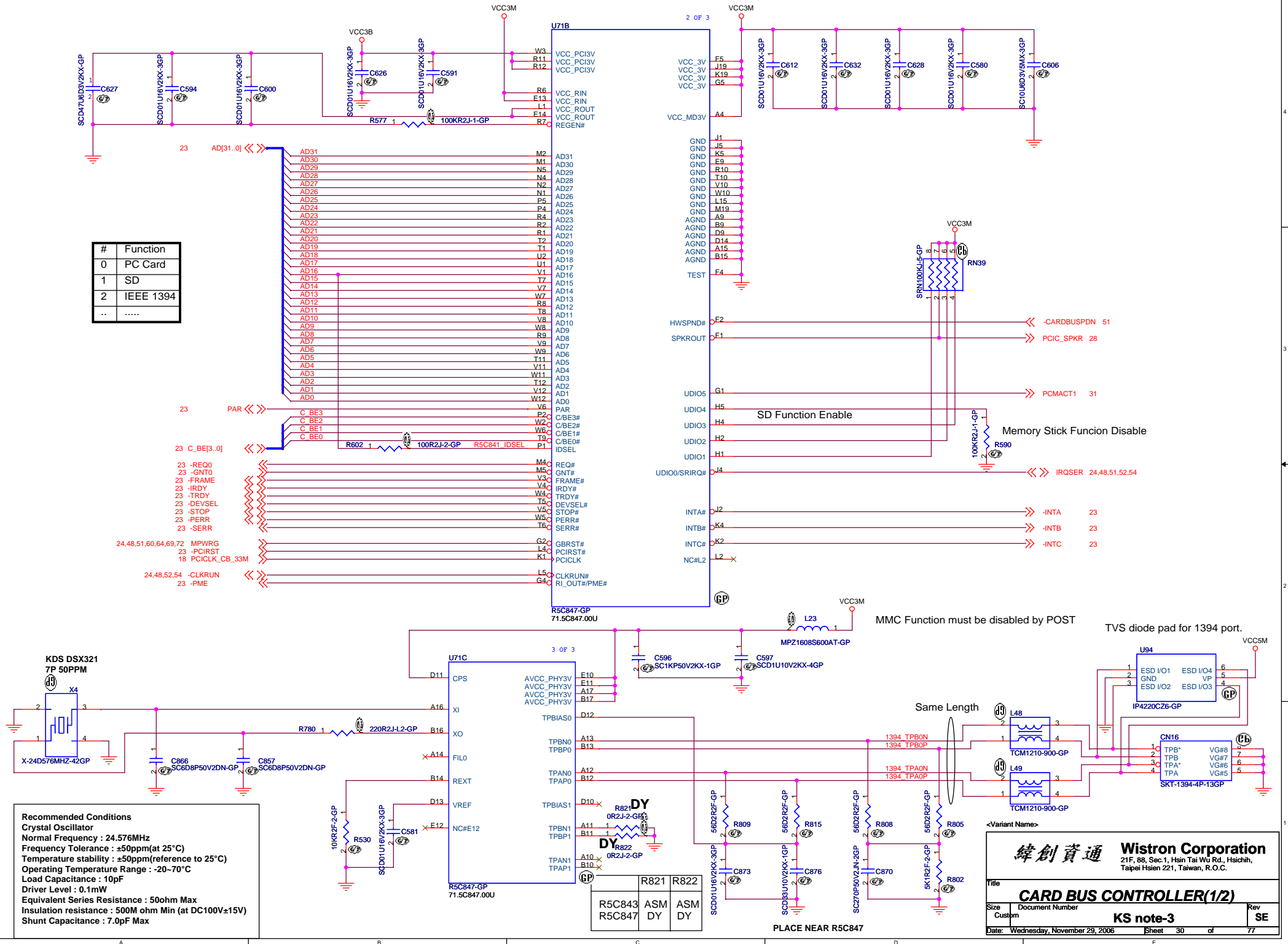
<p>緯創資通 Wistron Corporation</p> <p>21F, 88, Sec.1, Hsin Tai Wu Rd., Hsichih, Taipei Hsien 221, Taiwan, R.O.C.</p>	
<p>Title</p> <p>AUDIO MISC</p>	
<p>Size A4</p>	<p>Document Number</p> <p>KS note-3</p>
<p>Date: Wednesday, November 29, 2006</p>	<p>Rev SE</p>
<p>Sheet 28 of 77</p>	<p></p>

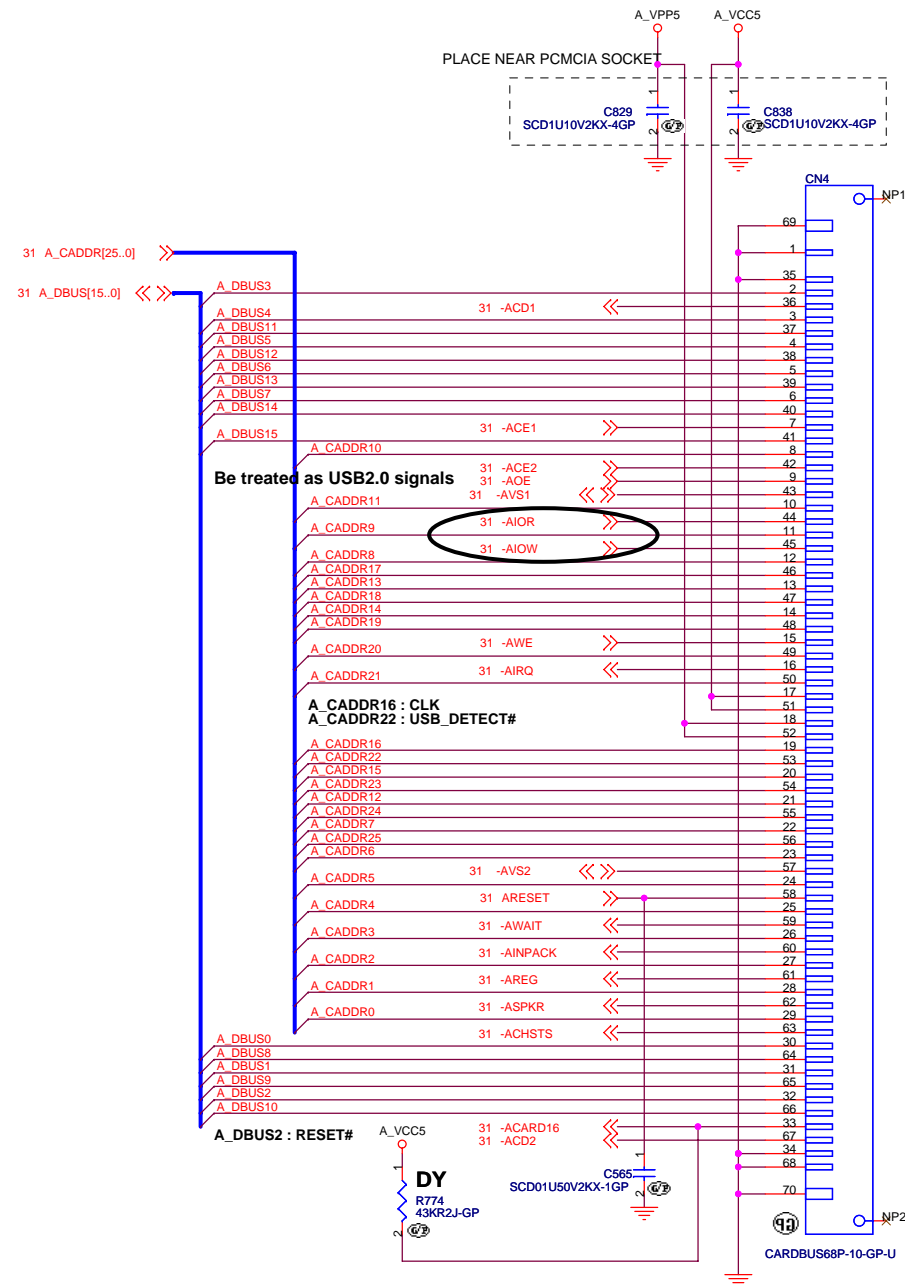


<Variant Name>

緯創資通		Wistron Corporation 21F, 88, Sec.1, Hsin Tai Wu Rd., Hsichih, Taipei Hsien 221, Taiwan, R.O.C.	
Title			
AUDIO AMP MAX9789A			
Size A3	Document Number	KS note-3	Rev SE
Date:	Wednesday, November 29, 2006	Sheet 29 of 77	

#	Function
0	PC Card
1	SD
2	IEEE 1394
..

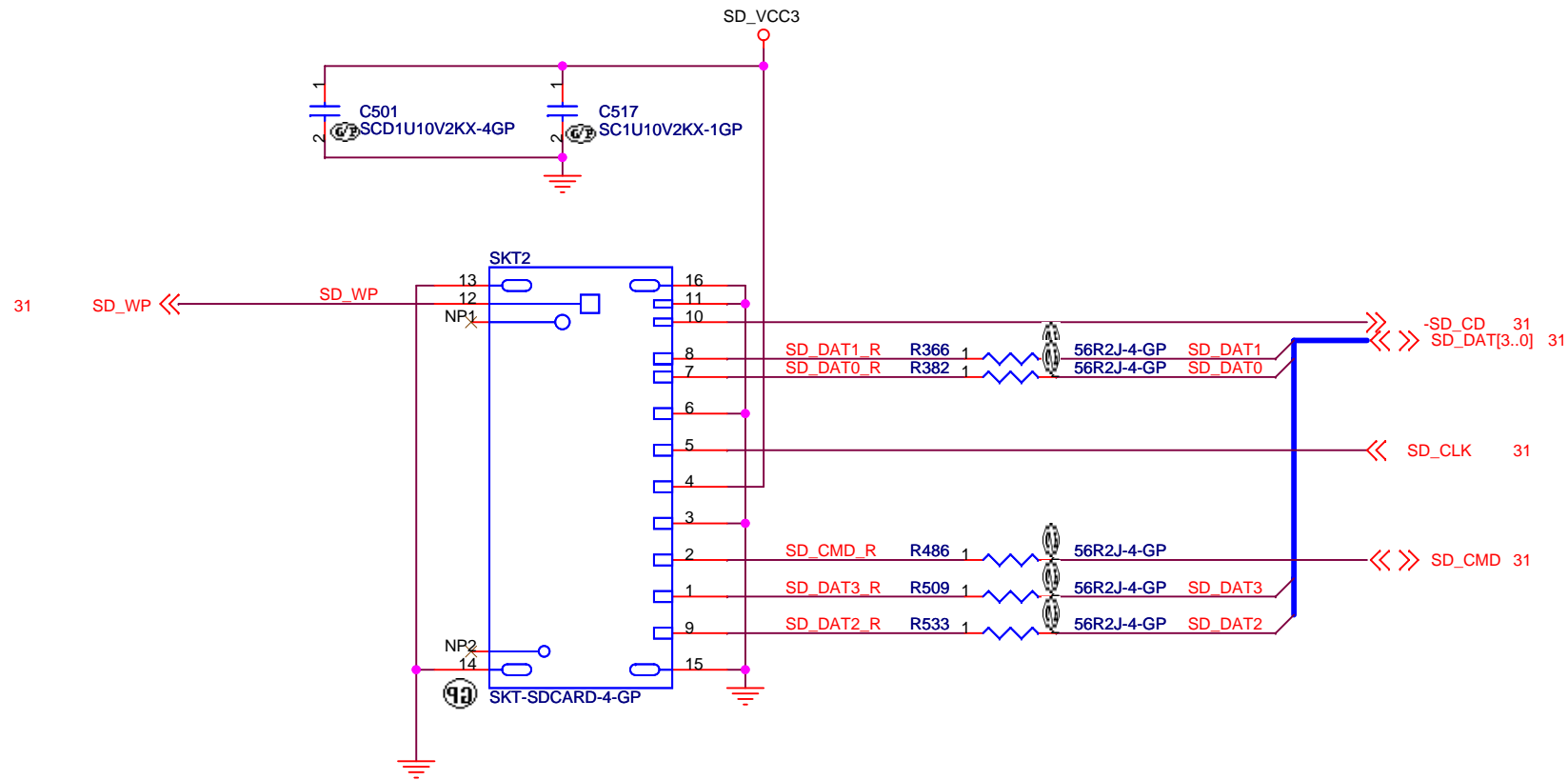




<Variant Name>

緯創資通		Wistron Corporation	
21F, 88, Sec.1, Hsin Tai Wu Rd., Hsichih, Taipei Hsien 221, Taiwan, R.O.C.			
Title			
CARD BUS SLOT			
Size	Document Number	Rev	SE
A3			
KS note-3			
Date:	Wednesday, November 29, 2006	Sheet	32 of 77

SD Slot



<Variant Name>

緯創資通

Wistron Corporation
21F, 88, Sec.1, Hsin Tai Wu Rd., Hsichih,
Taipei Hsien 221, Taiwan, R.O.C.

Title

SD SLOT

Size
A4

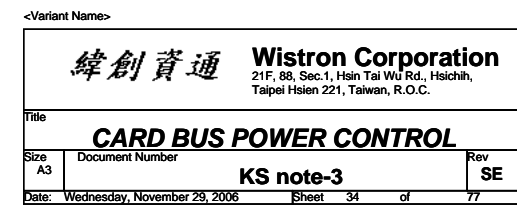
Document Number

KS note-3

Rev
SE

Date: Wednesday, November 29, 2006

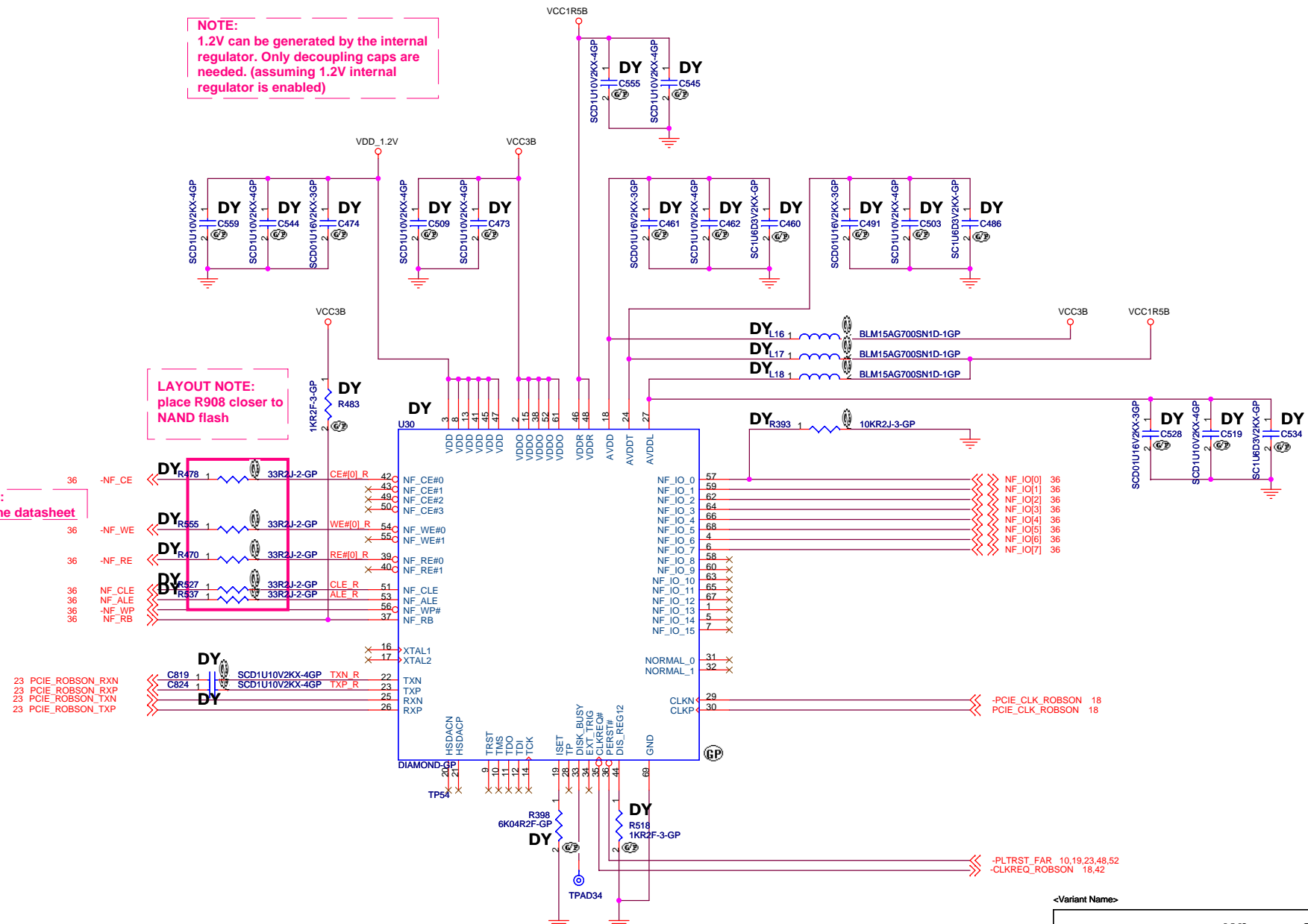
Sheet 33 of 77

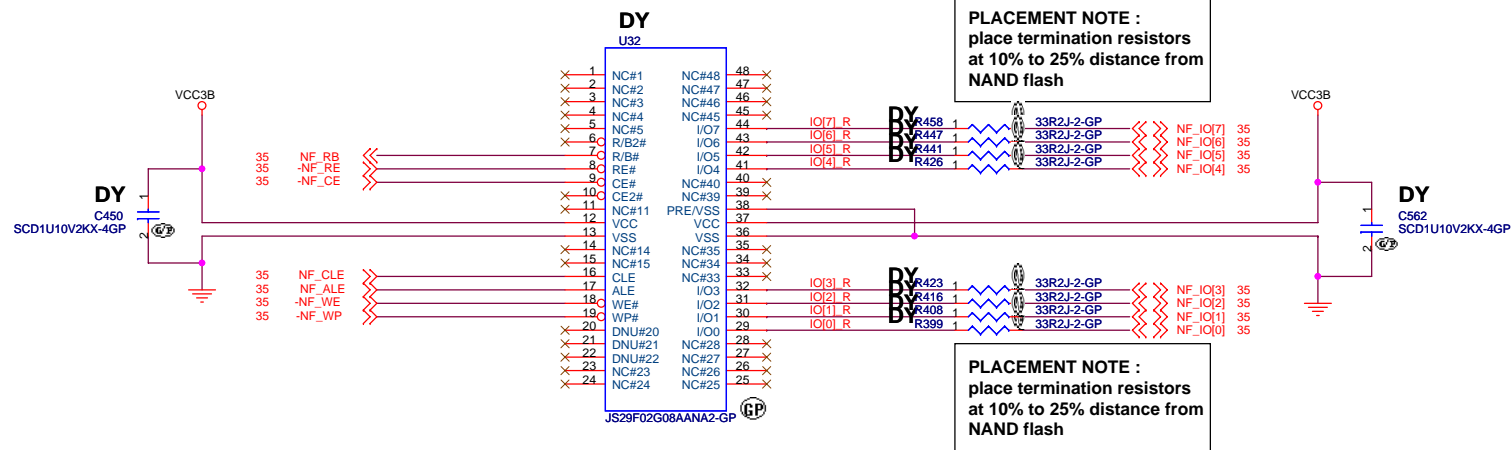


NOTE:
1.2V can be generated by the internal regulator. Only decoupling caps are needed. (assuming 1.2V internal regulator is enabled)

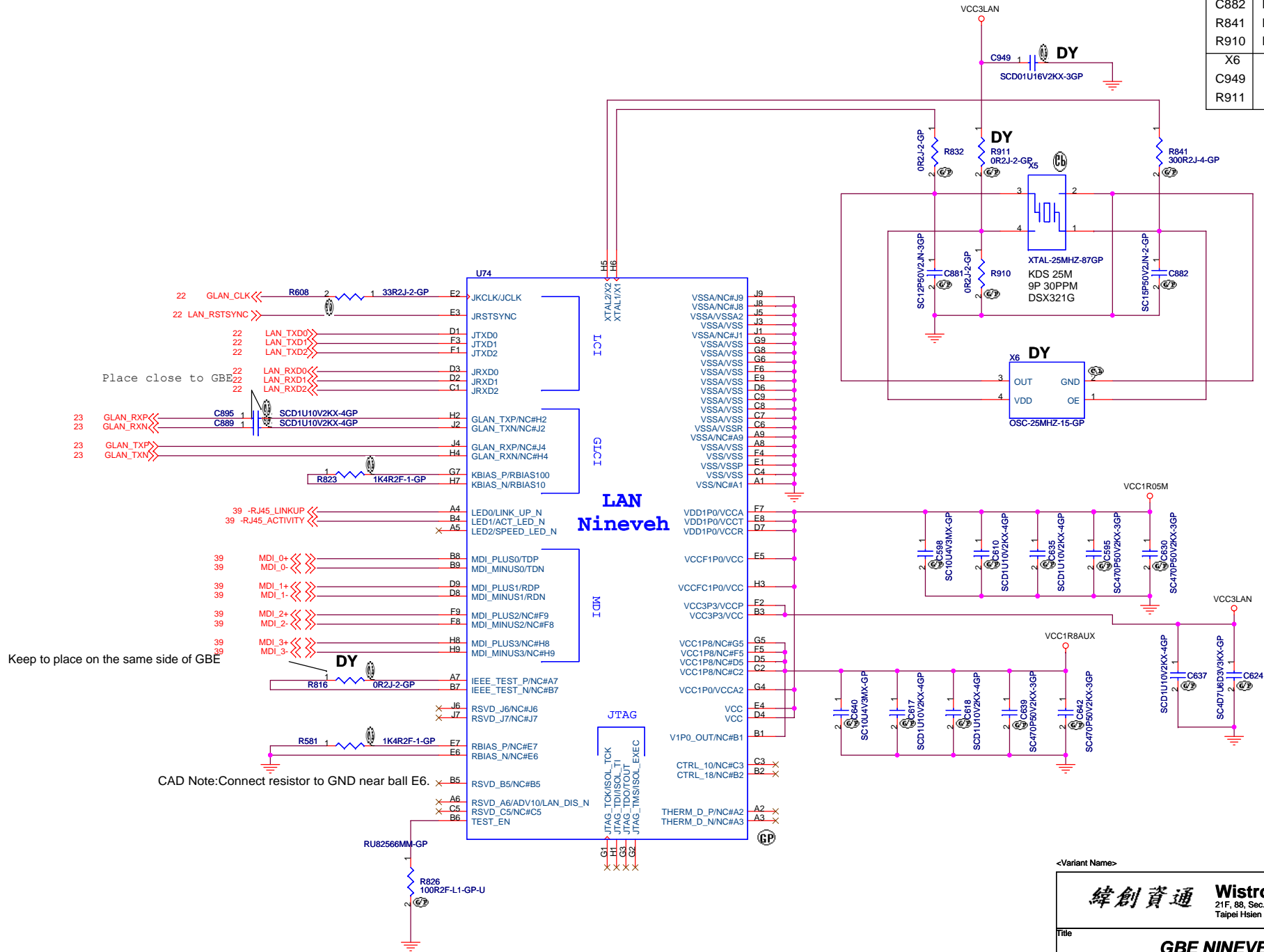
LAYOUT NOTE:
place R908 closer to NAND flash

LAYOUT NOTE:
please check the datasheet





	Oscillator	Crystor
X5	NO ASM	ASM
C881	NO ASM	ASM
C882	NO ASM	ASM
R841	NO ASM	ASM
R910	NO ASM	ASM
X6	ASM	NO ASM
C949	ASM	NO ASM
R911	ASM	NO ASM



<Variant Name>

緯創資通 **Wistron Corporation**
 21F, 88, Sec.1, Hsin Tai Wu Rd., Hsichih,
 Taipei Hsien 221, Taiwan, R.O.C.

Title: **GBE NINEVEH**

Size: A3 Document Number: **KS note-3** Rev: SE

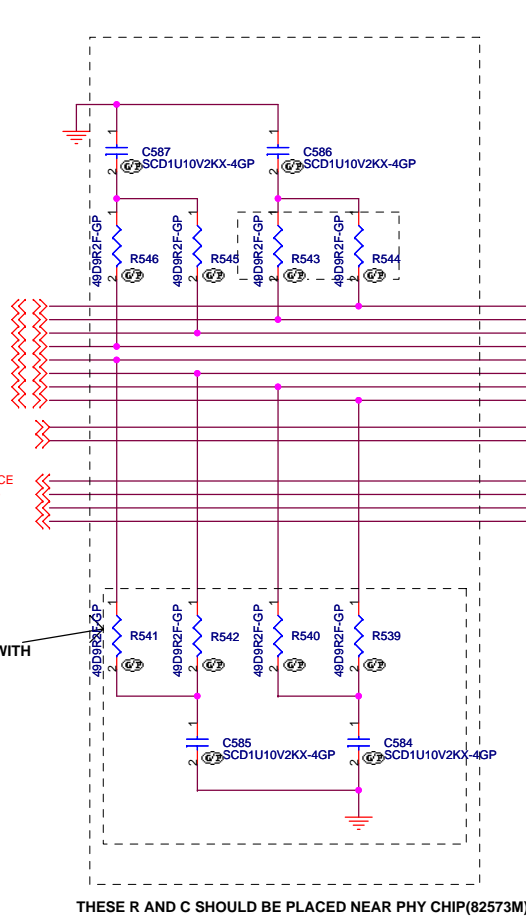
Date: Wednesday, November 29, 2006 Sheet 37 of 77

37 MDI_3+
37 MDI_3-
37 MDI_2+
37 MDI_2-
37 MDI_1+
37 MDI_1-
37 MDI_0+
37 MDI_0-

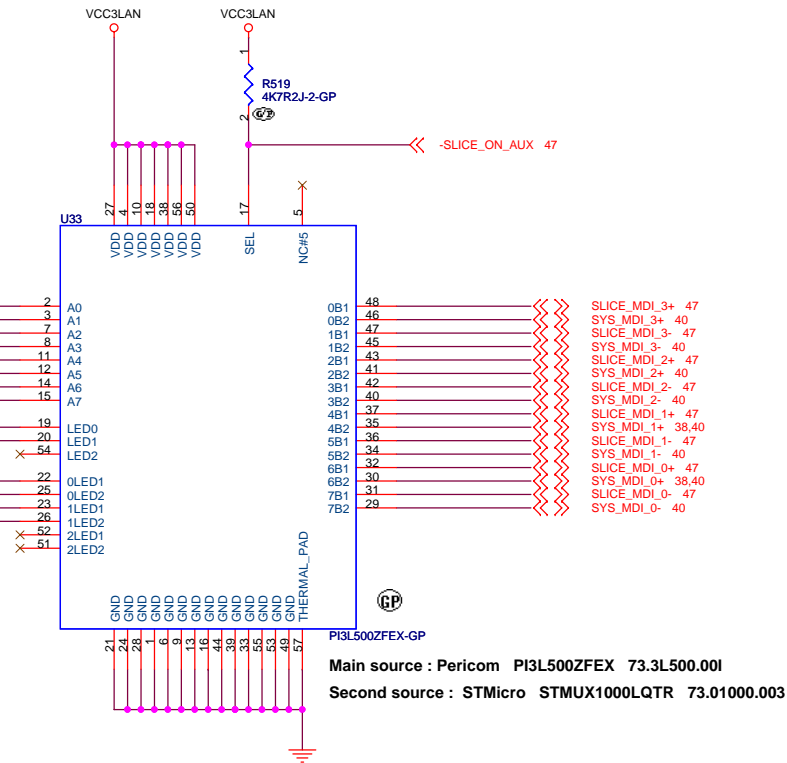
37 -RJ45_ACTIVITY
37 -RJ45_LINKUP

47 -RJ45_ACTIVITY_SLICE
41 -RJ45_ACTIVITY_SYS
47 -RJ45_LINKUP_SLICE
41 -RJ45_LINKUP_SYS

INSTALL 1% 49 OHM RESISTORS WITH
INTEL TEKOA 82573M

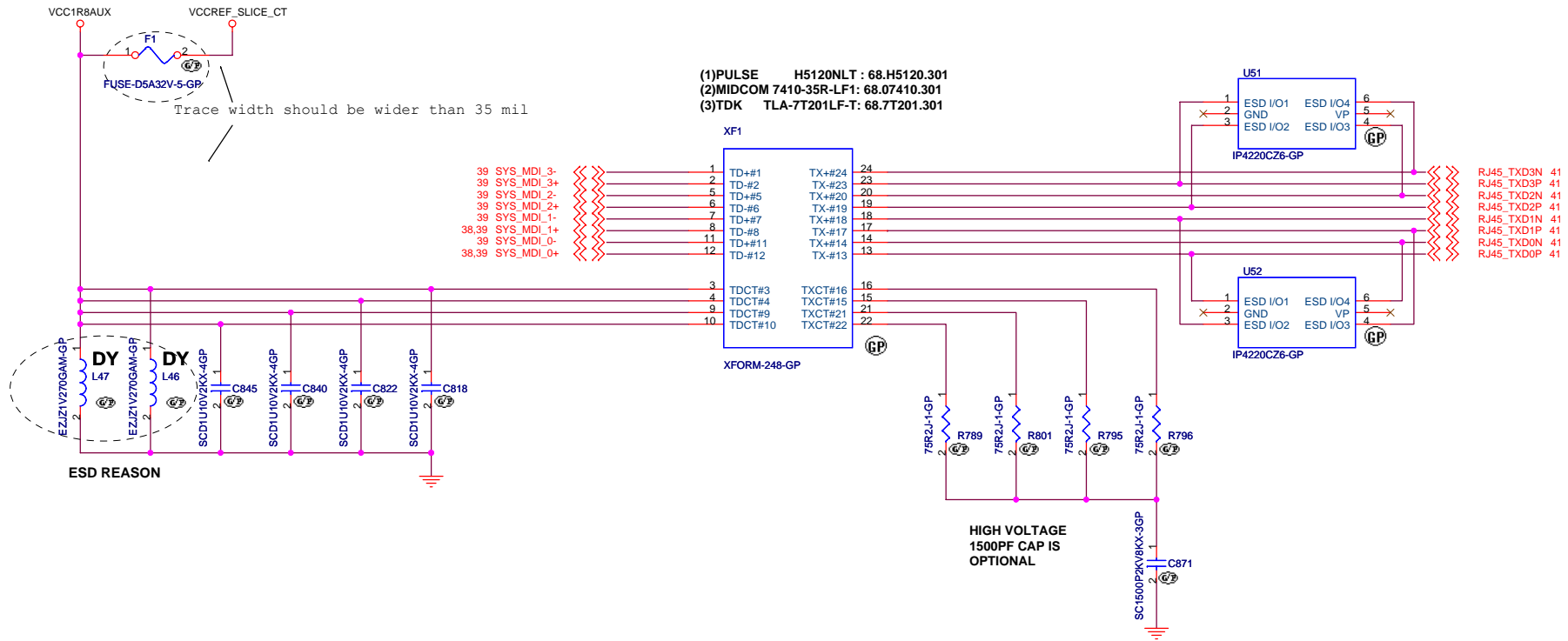


THESE R AND C SHOULD BE PLACED NEAR PHY CHIP(82573M)



Main source : Pericom PI3L500ZFEX 73.3L500.001
Second source : STMicro STMUX1000LQTR 73.01000.003

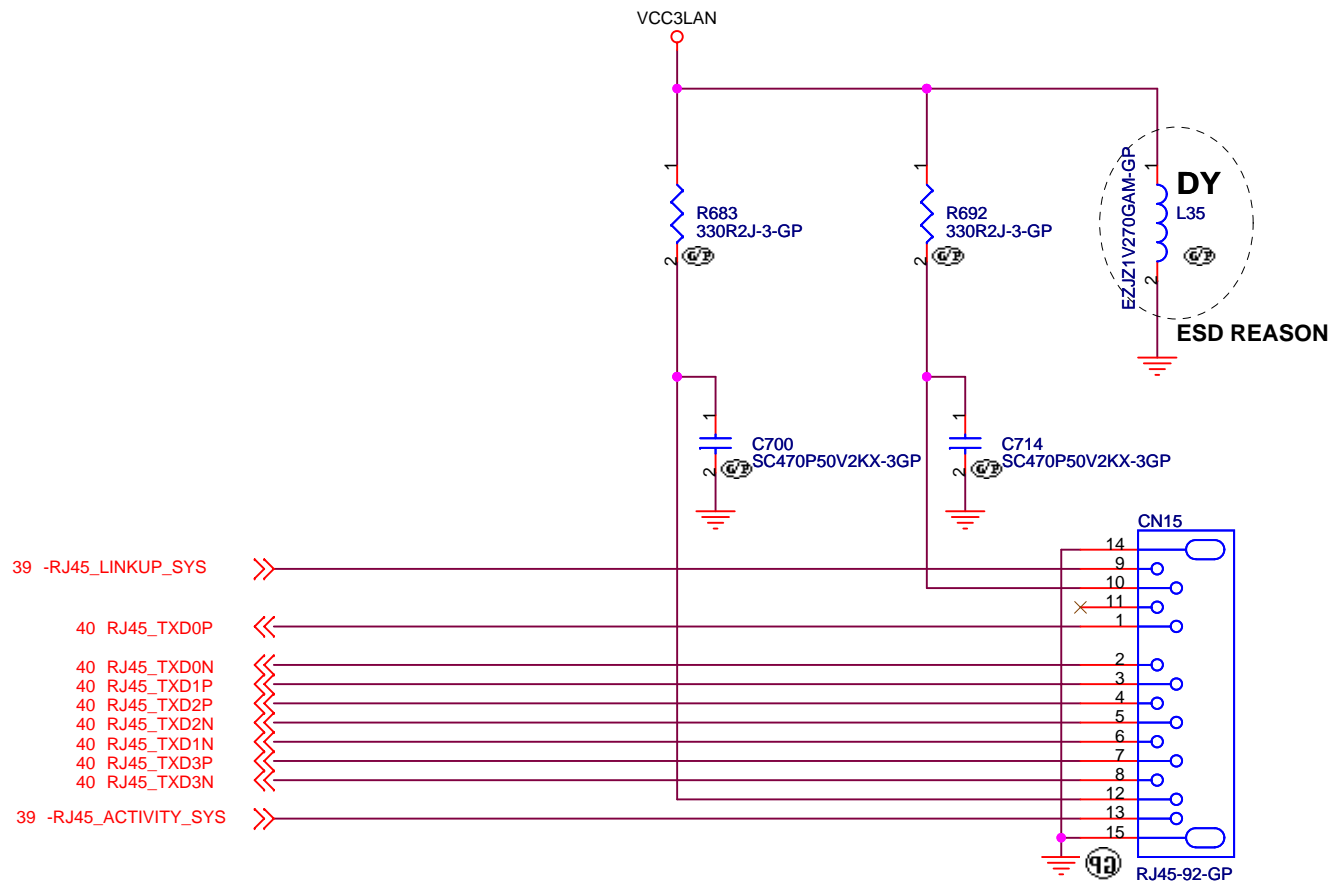
This should be placed near LAN Magnetics, not Slice conn.



<Variant Name>

緯創資通 Wistron Corporation
21F, 88, Sec.1, Hsin Tai Wu Rd., Hsichih,
Taipei Hsien 221, Taiwan, R.O.C.

Title			GBE MAGNETICS (PULSE)	
Size	Document Number	KS note-3		Rev
A3				SE
Date:	Wednesday, November 29, 2006	Sheet	40	of 77



<Variant Name>

緯創資通

Wistron Corporation

21F, 88, Sec.1, Hsin Tai Wu Rd., Hsichih,
Taipei Hsien 221, Taiwan, R.O.C.

Title

RJ11/RJ45 CONN

Size
A4

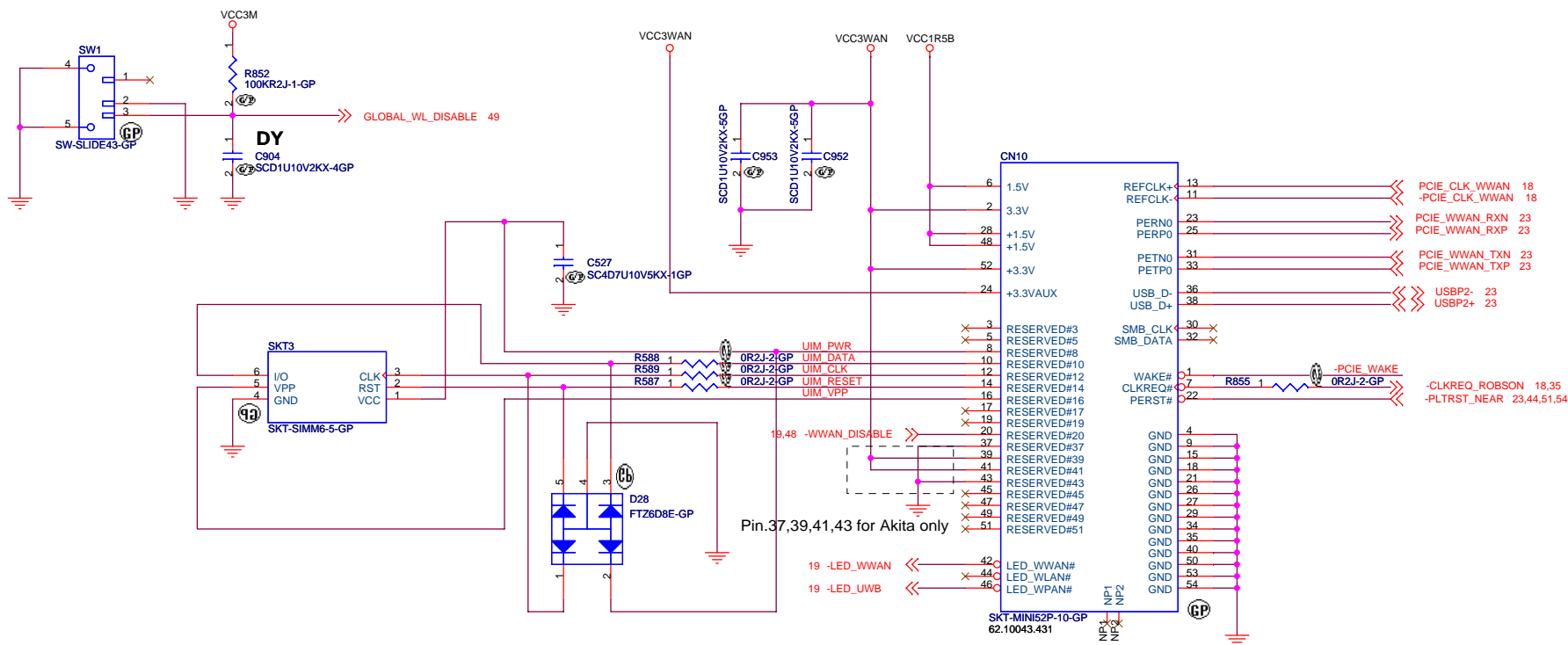
Document Number

KS note-3

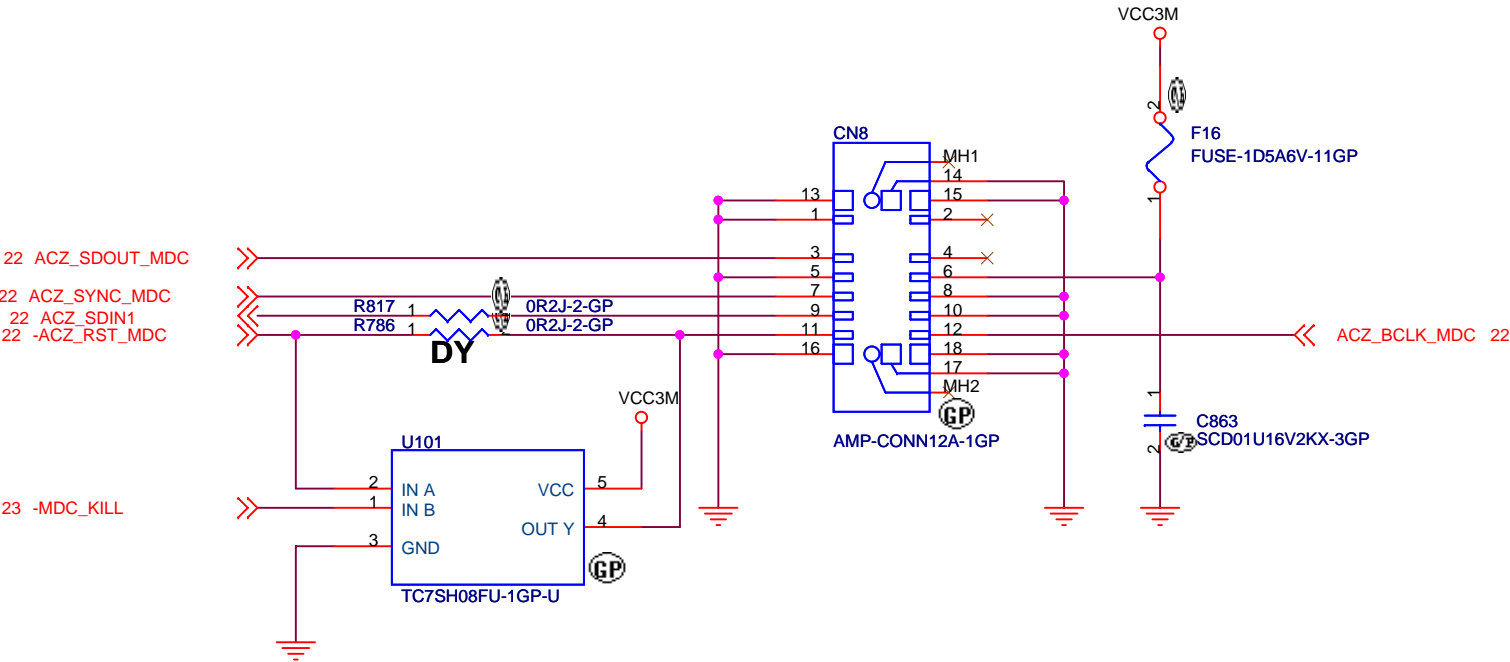
Rev
SE

Date: Wednesday, November 29, 2006

Sheet 41 of 77



MDC CONN



<Variant Name>

緯創資通 Wistron Corporation
21F, 88, Sec.1, Hsin Tai Wu Rd., Hsichih,
Taipei Hsien 221, Taiwan, R.O.C.

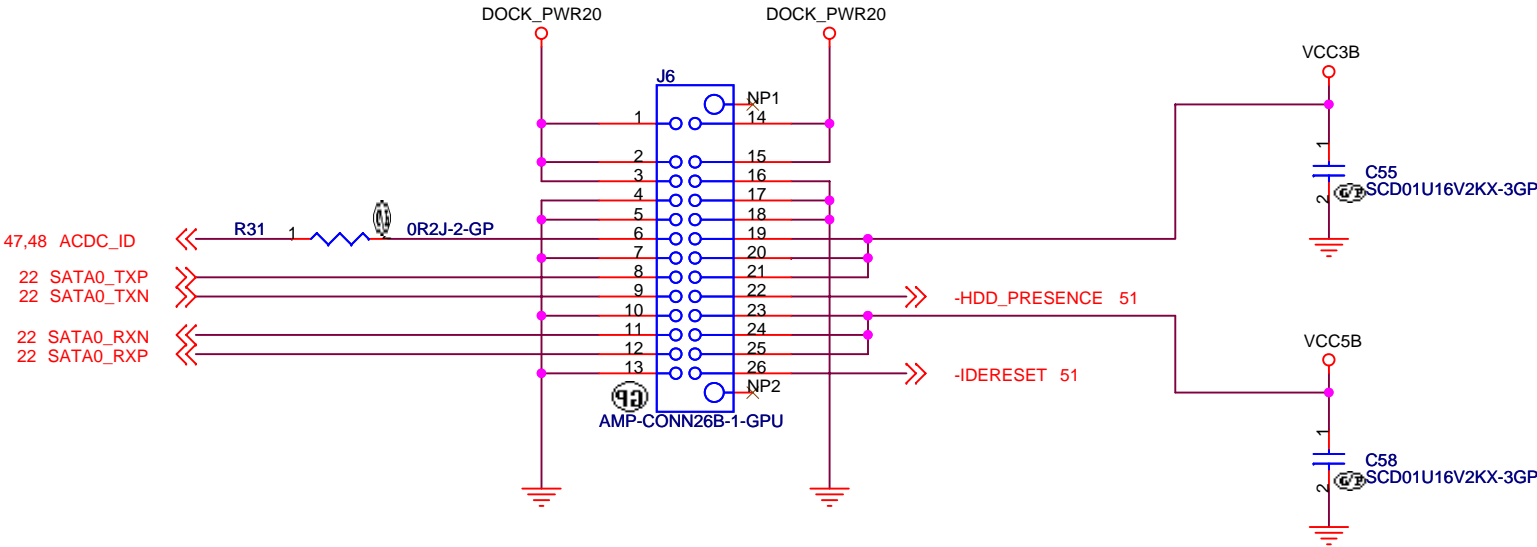
Title
MDC 1.5 CONNECTOR

Size A4	Document Number KS note-3	Rev SE
------------	-------------------------------------	------------------


Date: Wednesday, November 29, 2006	Sheet 43 of 77
------------------------------------	----------------

Title			
<i>RTC BATTERY & SPI</i>			
Size A3	Document Number		Rev
	KS note-3		SE
Date:	Wednesday, November 29, 2006	Sheet 44 of 77	

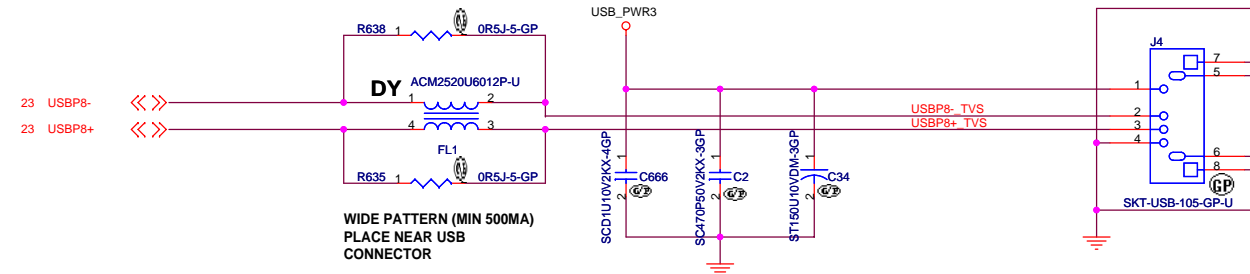
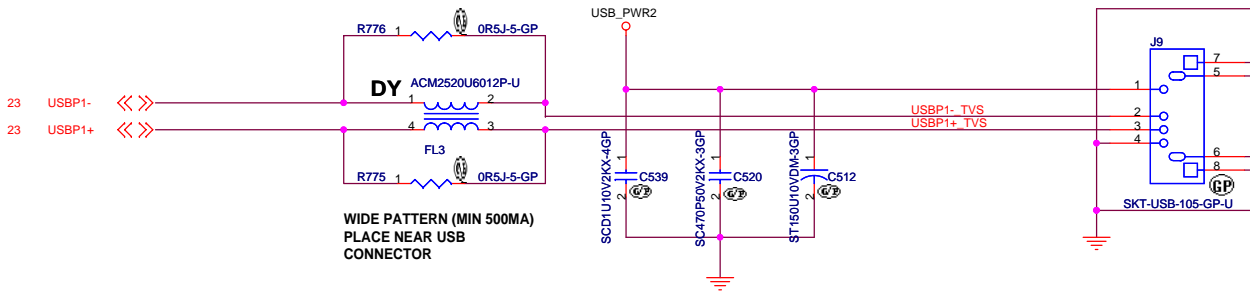
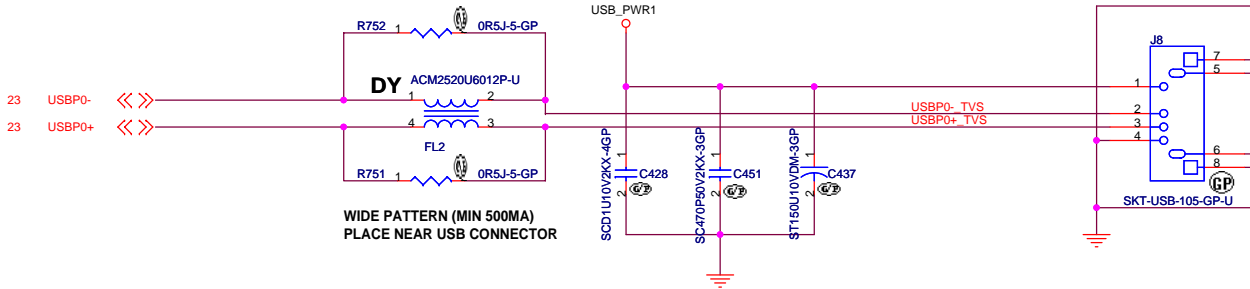
SATA



<Core Design>

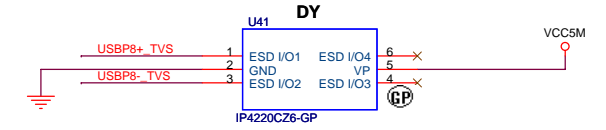
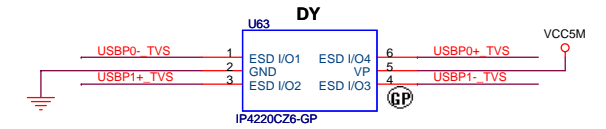
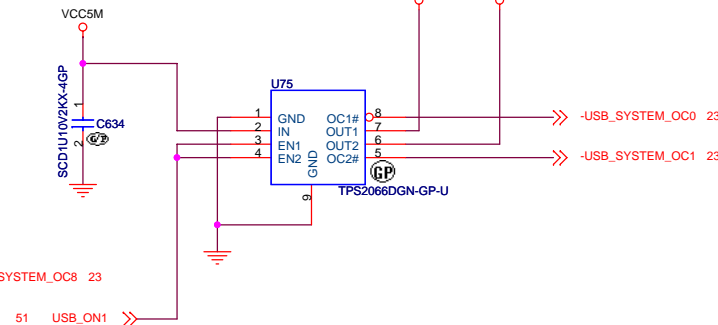
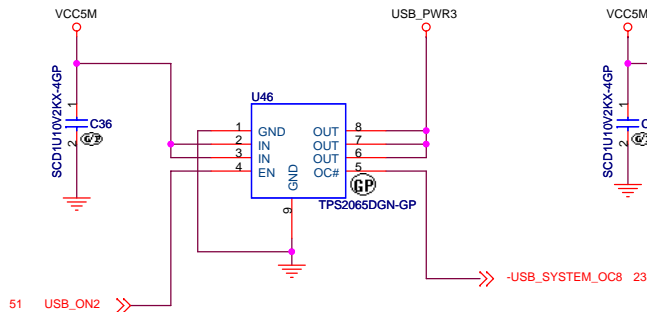
		Wistron Corporation 21F, 88, Sec.1, Hsin Tai Wu Rd., Hsichih, Taipei Hsien 221, Taiwan, R.O.C.	
Title			
Board To Board CONN			
Size A4	Document Number KS note-3		Rev SE
Date:	Wednesday, November 29, 2006	Sheet 45 of	77

COMMON MODE CHOKE COIL: TDK ACM2520U
PLACE THESE RESISTORS AS THE CHOKE COIL ARE ALSO
PLACED ON THE SMA PADS OF THESE TWO 0-OHM
RESISTORS

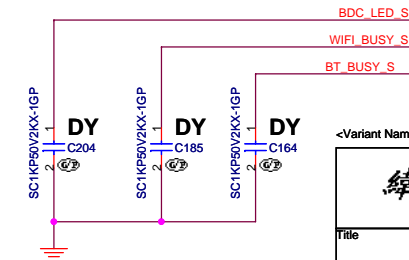
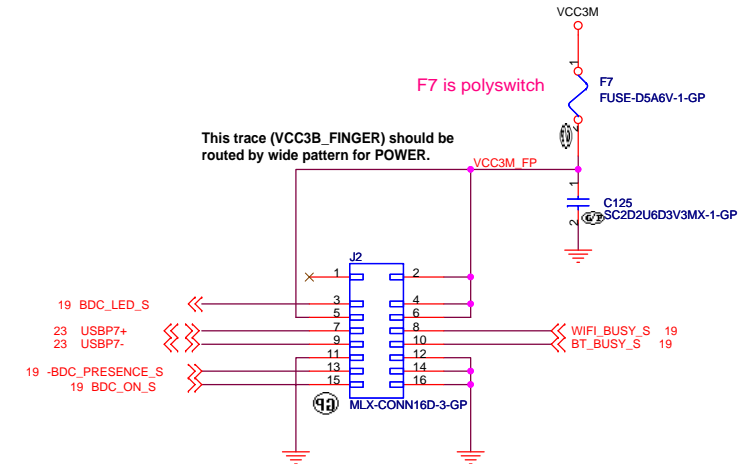


U46 [Source Candidate]		
Ti	TPS2065DGN	74.02065.079
GMT	G545B1P8U	74.00545.079

U75 [Source Candidate]		
Ti	TPS2066DGN	74.02066.A71
GMT	G546B1P81U	74.00546.079



Fingerprint Reader for KS-3 BDC for Dali-2



<Variant Name>		
緯創資通 Wistron Corporation 21F, 88, Sec.1, Hsin Tai Wu Rd., Hsichih, Taipei Hsien 221, Taiwan, R.O.C.		
Title		
USB POWER / CONNECTOR		
Size	Document Number	Rev
A3		SE
Date: Wednesday, November 29, 2006		
Sheet 46 of 77		



1. NEAR H8S/2116:
2. SHORT PATTERN
3. NO PATTERN
UNDER THIS AREA

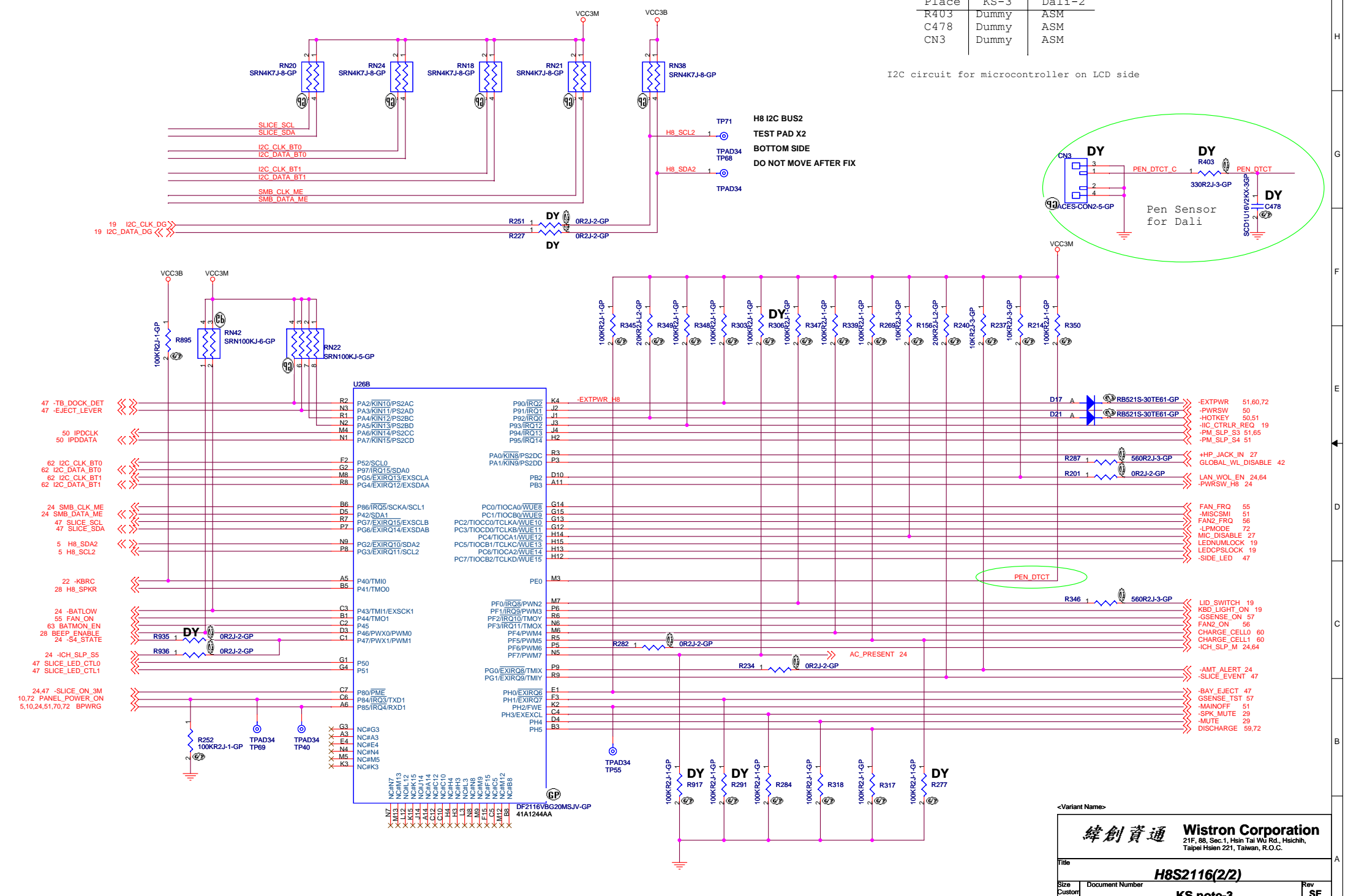
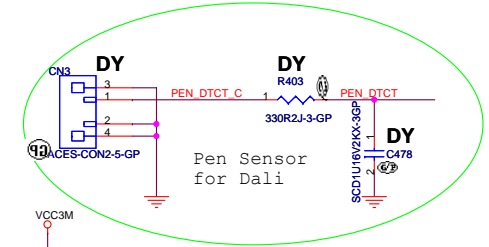
E10A Debug I/F	Enable	Disable
R301	NO ASM	ASM
R315	NO ASM	ASM
D18	ASM	NO ASM
D19	ASM	NO ASM
D20	ASM	NO ASM
R302	ASM	NO ASM
R304	ASM	NO ASM
R331	ASM	NO ASM
R343	ASM	NO ASM

<Variant Name>

緯創資通		Wistron Corporation	
		21F, 88, Sec.1, Hsin Tai Wu Rd., Hsichih, Taipei Hsien 221, Taiwan, R.O.C.	
Title			
		H8S2116 (1/2)	
Size	Document Number	Rev	
Custom	KS note-3	SE	
Date:	Wednesday, November 29, 2006	Sheet	48 of 77

Place	KS-3	Dali-2
R403	Dummy	ASM
C478	Dummy	ASM
CN3	Dummy	ASM

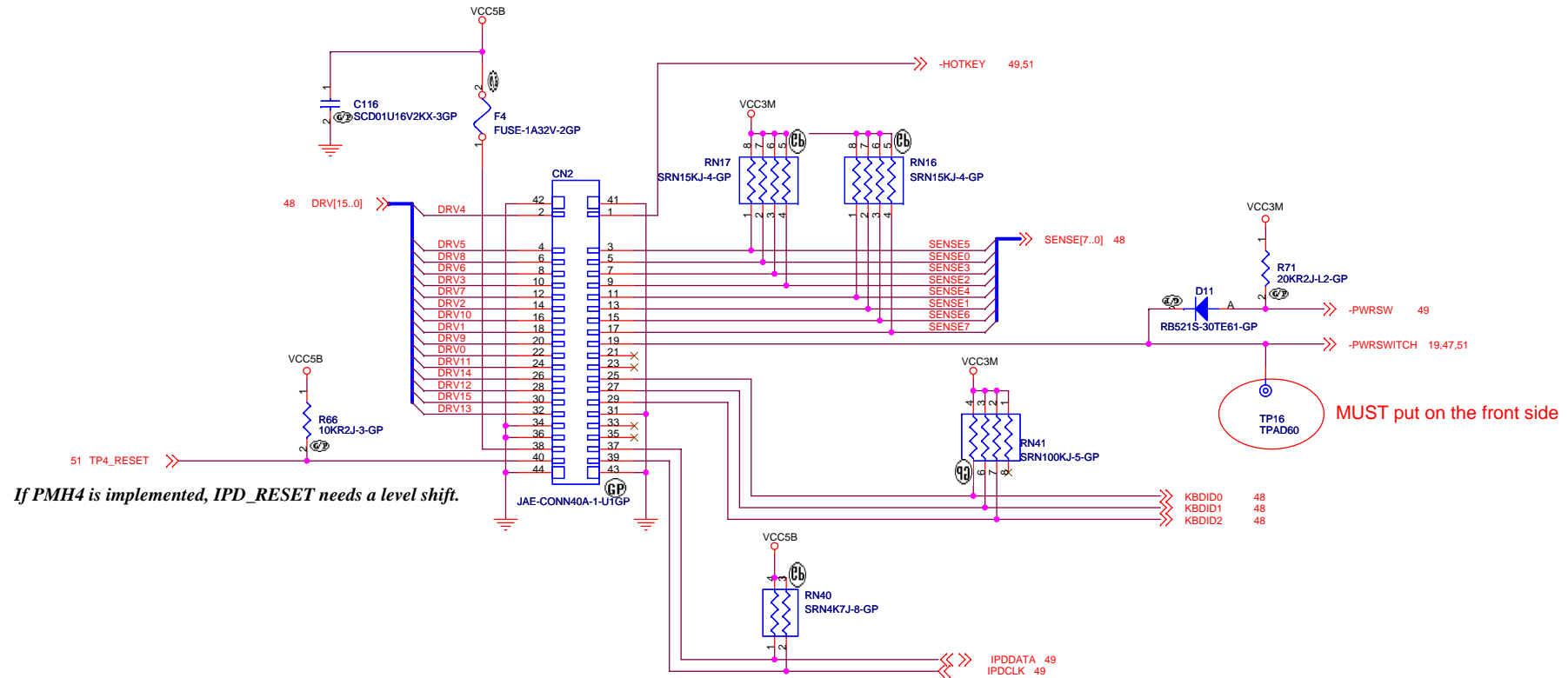
I2C circuit for microcontroller on LCD side




<Variant Name>

緯創資通 Wistron Corporation	
21F, 88, Sec.1, Hsin Tai Wu Rd., Hsichih, Taipei Hsien 221, Taiwan, R.O.C.	
Title	
H8S2116(2/2)	
Size	Document Number
Custort	KS note-3
Date: Wednesday, November 29, 2006	Sheet 49 of 77

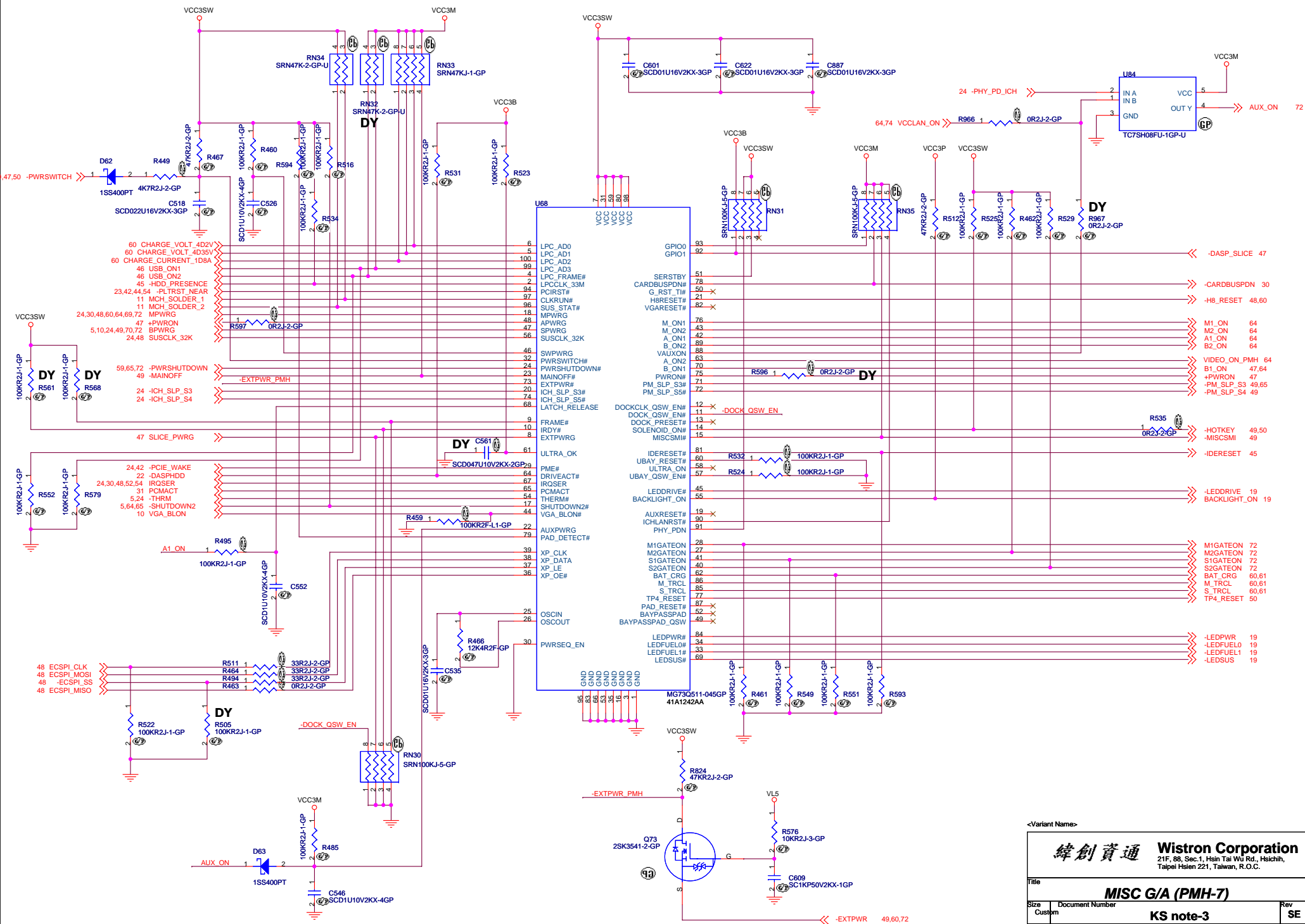
Keyboard Connector

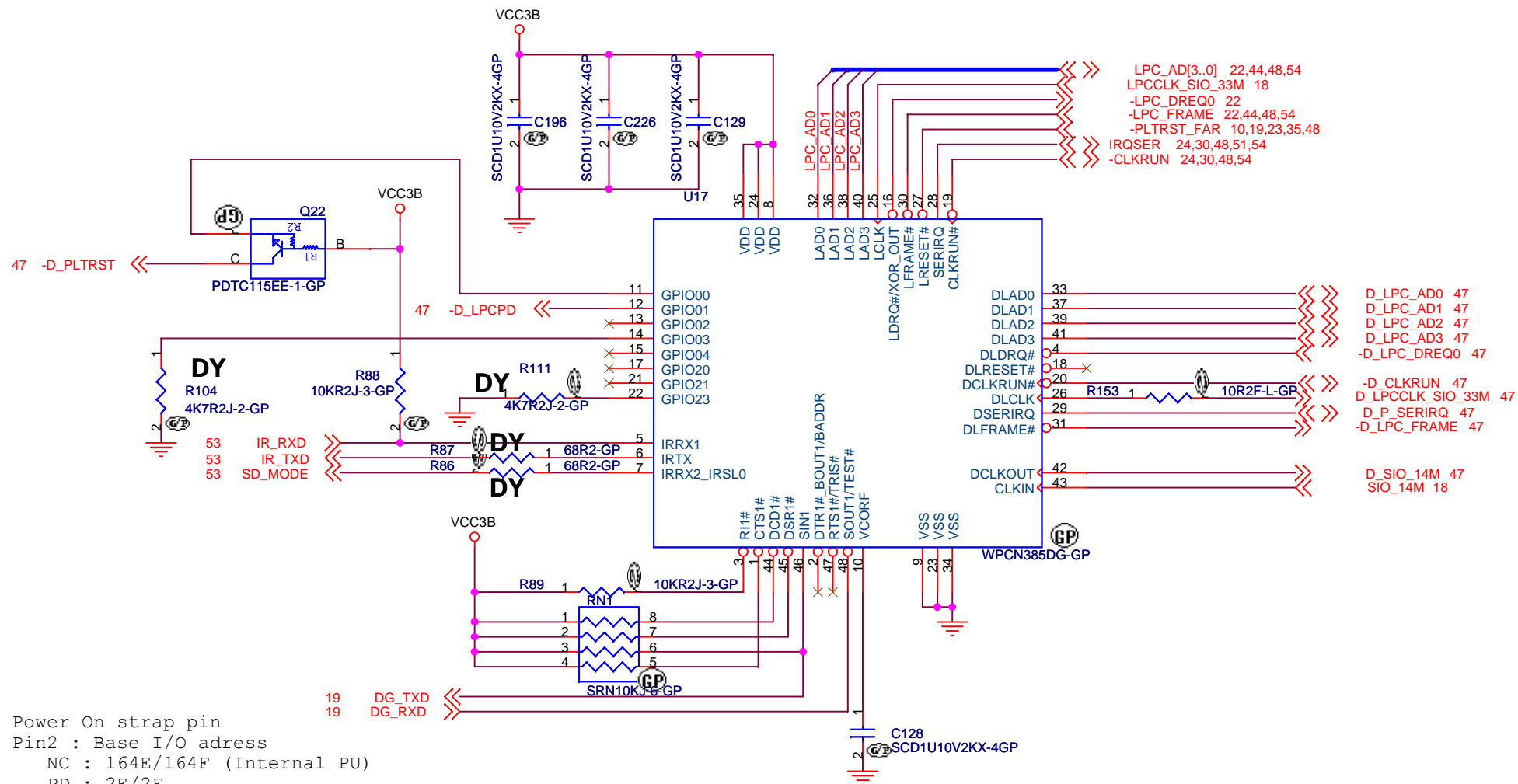


If PMH4 is implemented, IPD_RESET needs a level shift.



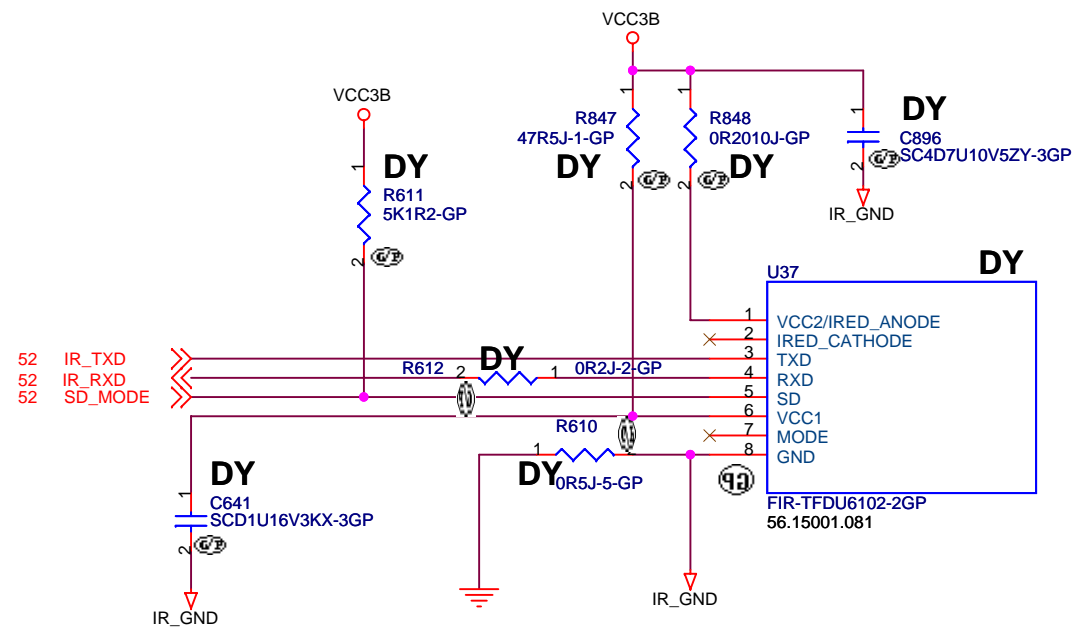
Keyboard Connector Top View





<Variant Name>

緯創資通		Wistron Corporation 21F, 88, Sec.1, Hsin Tai Wu Rd., Hsichih, Taipei Hsien 221, Taiwan, R.O.C.	
Title			
SIO NS87382			
Size A4	Document Number KS note-3		Rev SE
Date:	Wednesday, November 29, 2006	Sheet 52 of	77



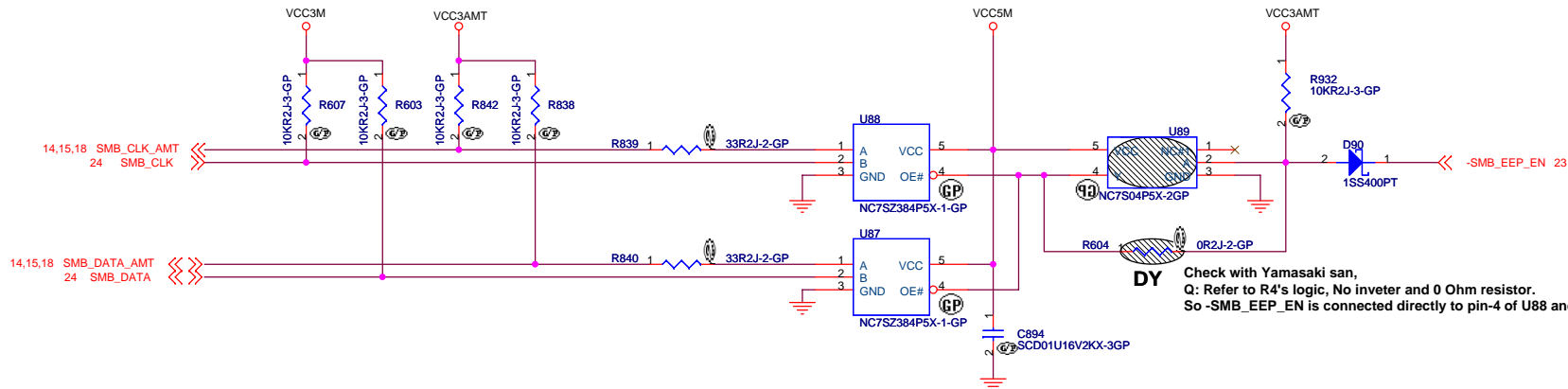
	VISHAY	ZILOG
R848	0Ω	0Ω
R847	47Ω	68Ω
C896	4.7uF	10uF
C641	0.1uF	1uF

VISHAY	TFDU6102-TR3	: 56.15001.081
ZILOG	ZHX2022	: 56.15004.011

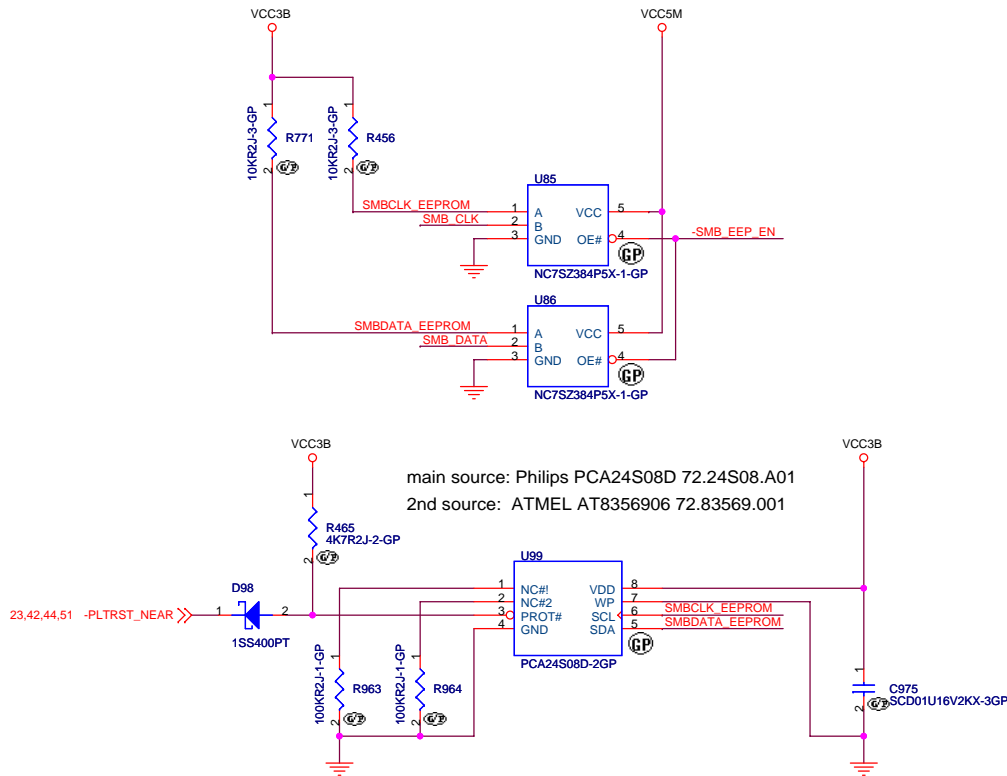
<Variant Name>

緯創資通		Wistron Corporation	
		21F, 88, Sec.1, Hsin Tai Wu Rd., Hsichih, Taipei Hsien 221, Taiwan, R.O.C.	
Title			
IR MODULE			
Size A4	Document Number KS note-3		Rev SE
Date:	Wednesday, November 29, 2006	Sheet 53 of	77

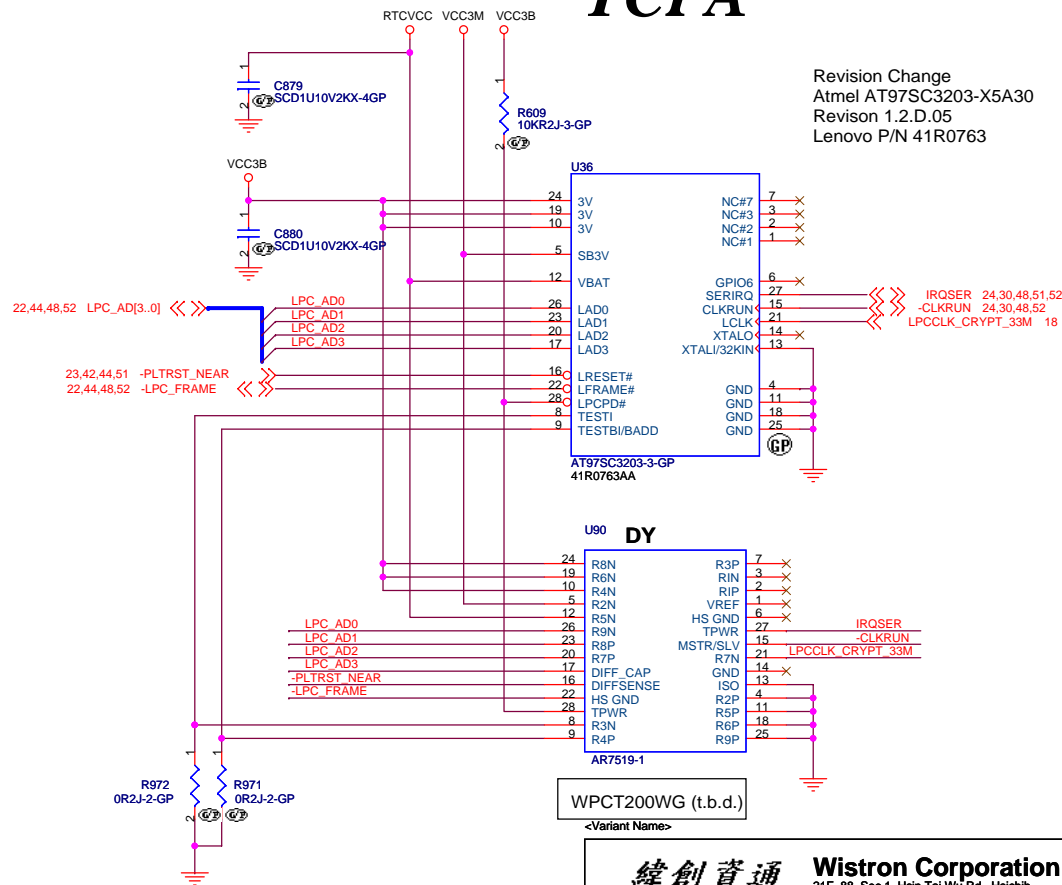
U85, U86 U87, U88
[Sourcing Candidate]
Toshiba TC7SB384FU
TI SN74CBT1G384DCKR
Fairchild NC7SZ384
Pericom PI5A122CEX

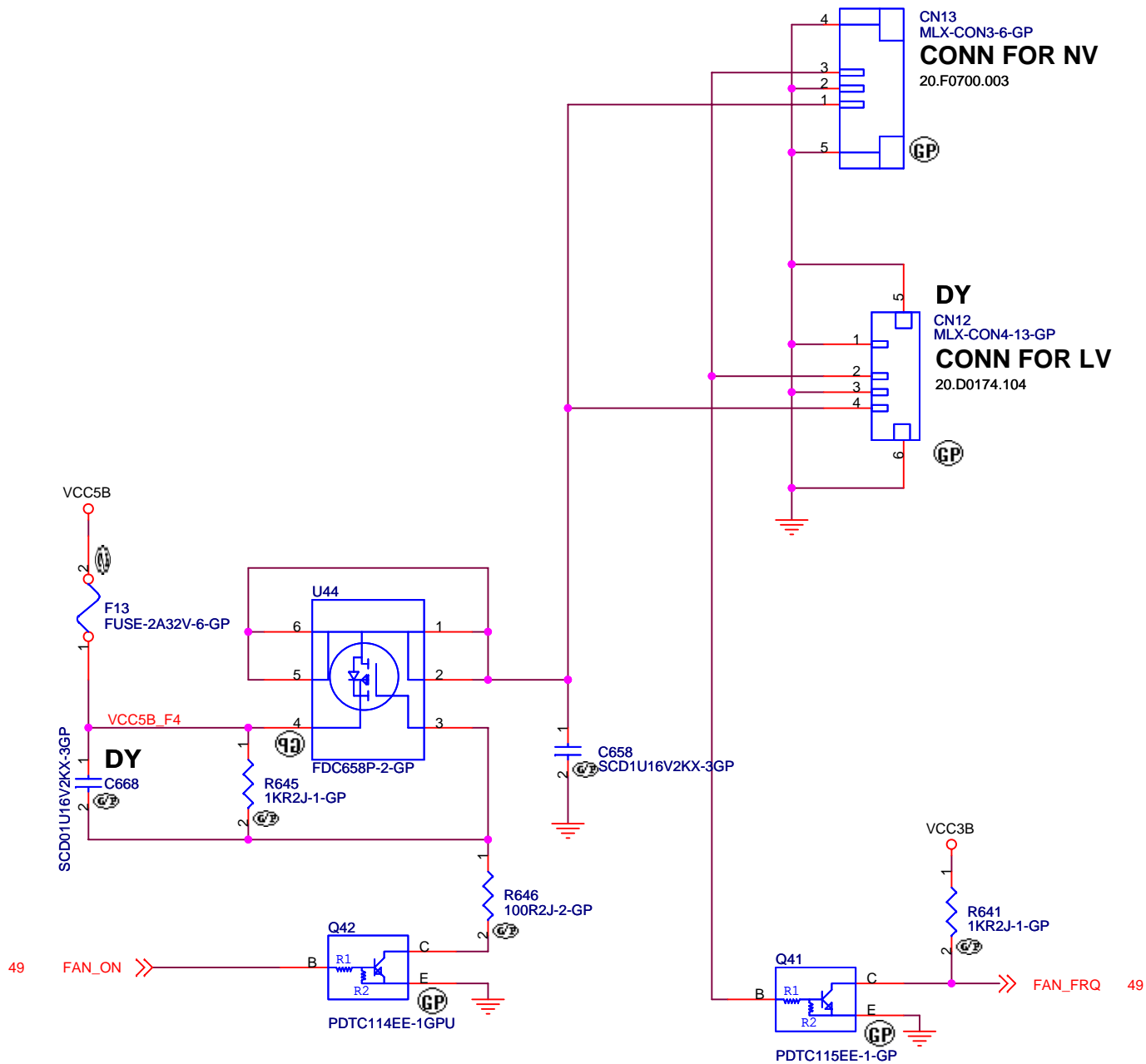


TATER



TCPA





<Variant Name>

緯創資通

Wistron Corporation

21F, 88, Sec.1, Hsin Tai Wu Rd., Hsichih,
Taipei Hsien 221, Taiwan, R.O.C.

Title

FAN CONTROL

Size
A4

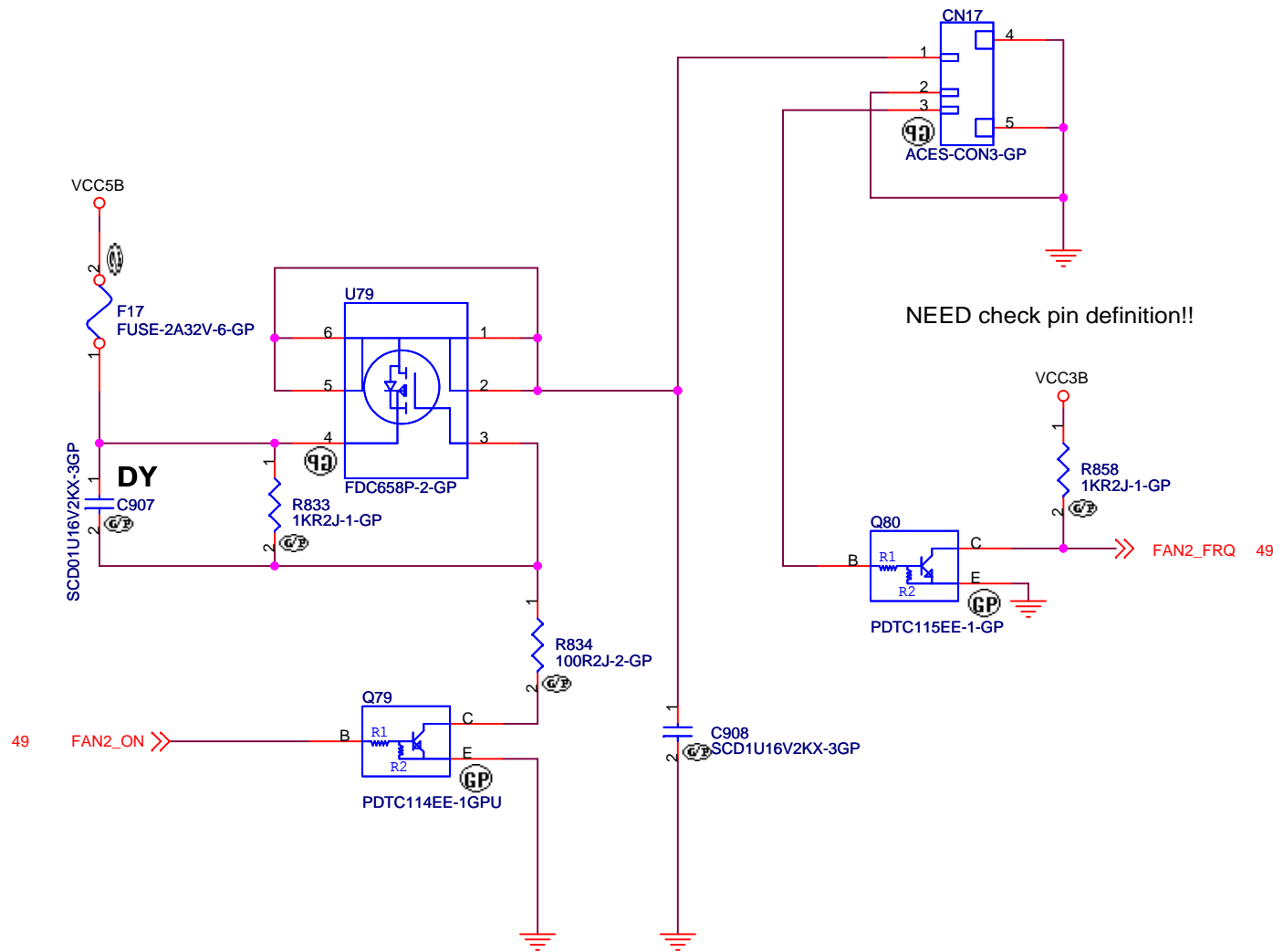
Document Number

KS note-3

Rev
SE

Date: Wednesday, November 29, 2006

Sheet 55 of 77



<Variant Name>

緯創資通

Wistron Corporation

21F, 88, Sec.1, Hsin Tai Wu Rd., Hsichih,
Taipei Hsien 221, Taiwan, R.O.C.

Title

2nd FAN CONTROL

Size
A4

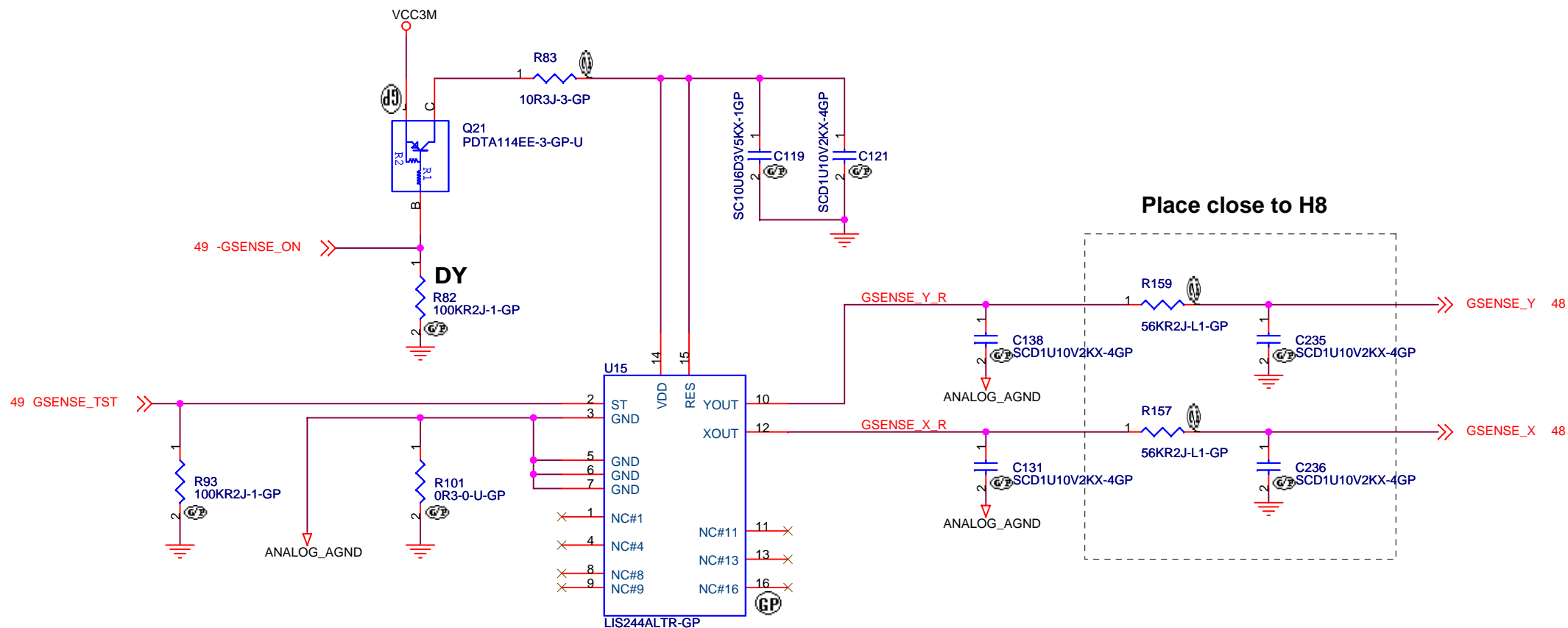
Document Number

KS note-3

Rev
SE

Date: Wednesday, November 29, 2006

Sheet 56 of 77



Primary : ADI ADXL322
2nd : STMicro LIS244AL

Width = 6 mil & Spacing = 10 mil
for three Output traces

Layout Comment :

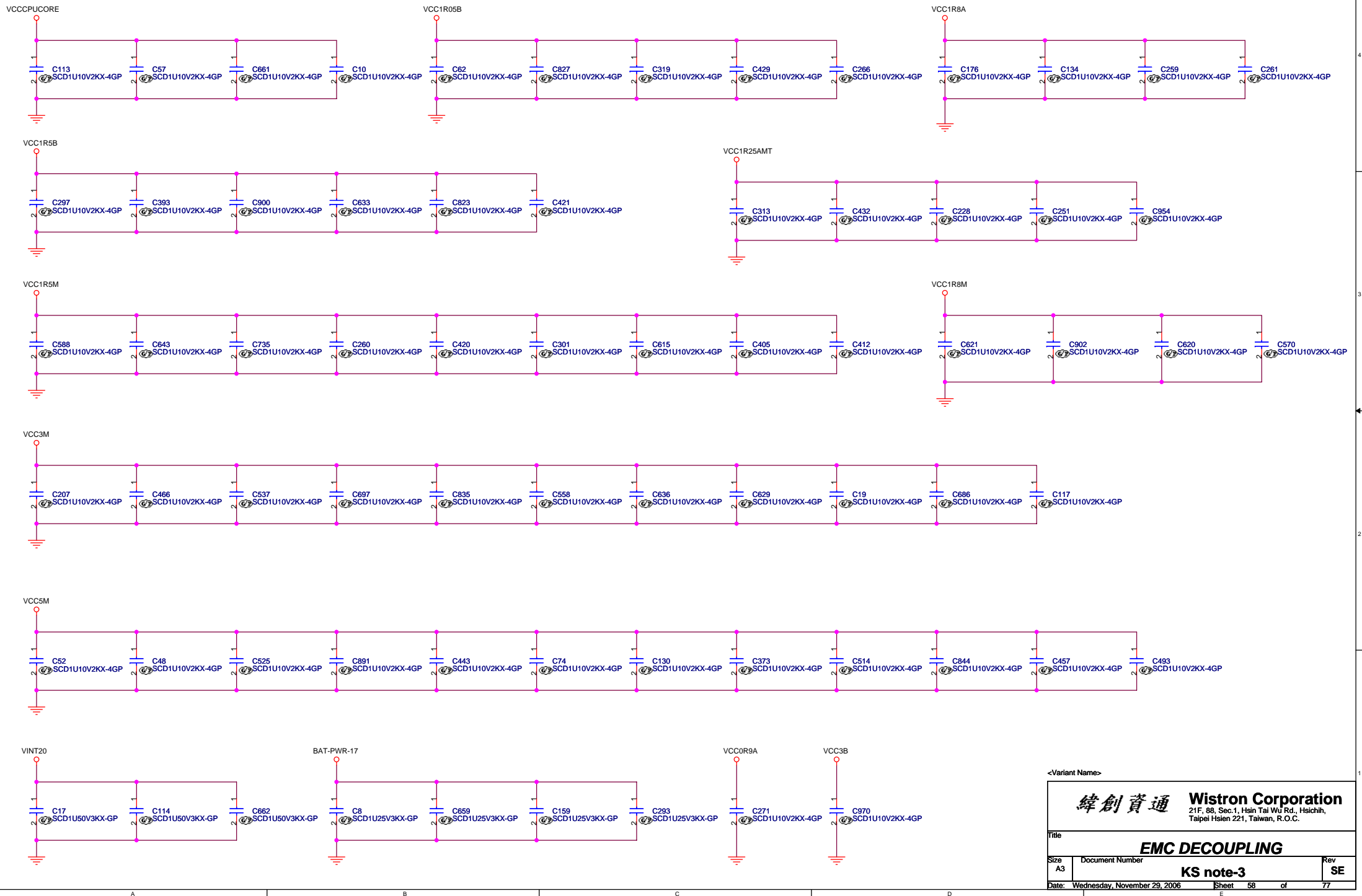
(1) Place C138, C131, Q21, R82, R83, C119, C121, R93, R101 close to U15.

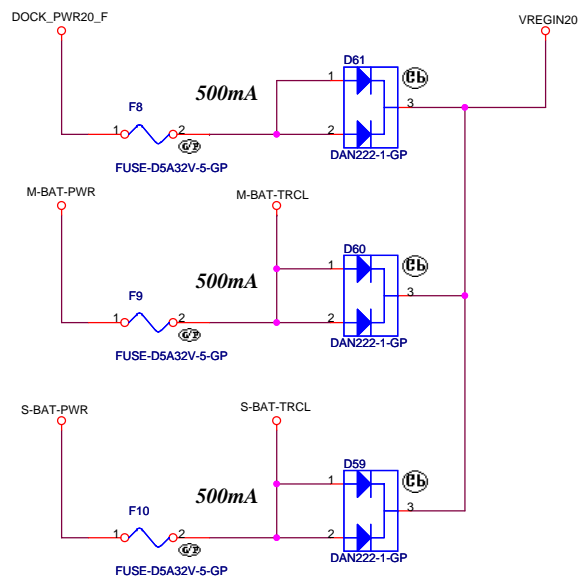
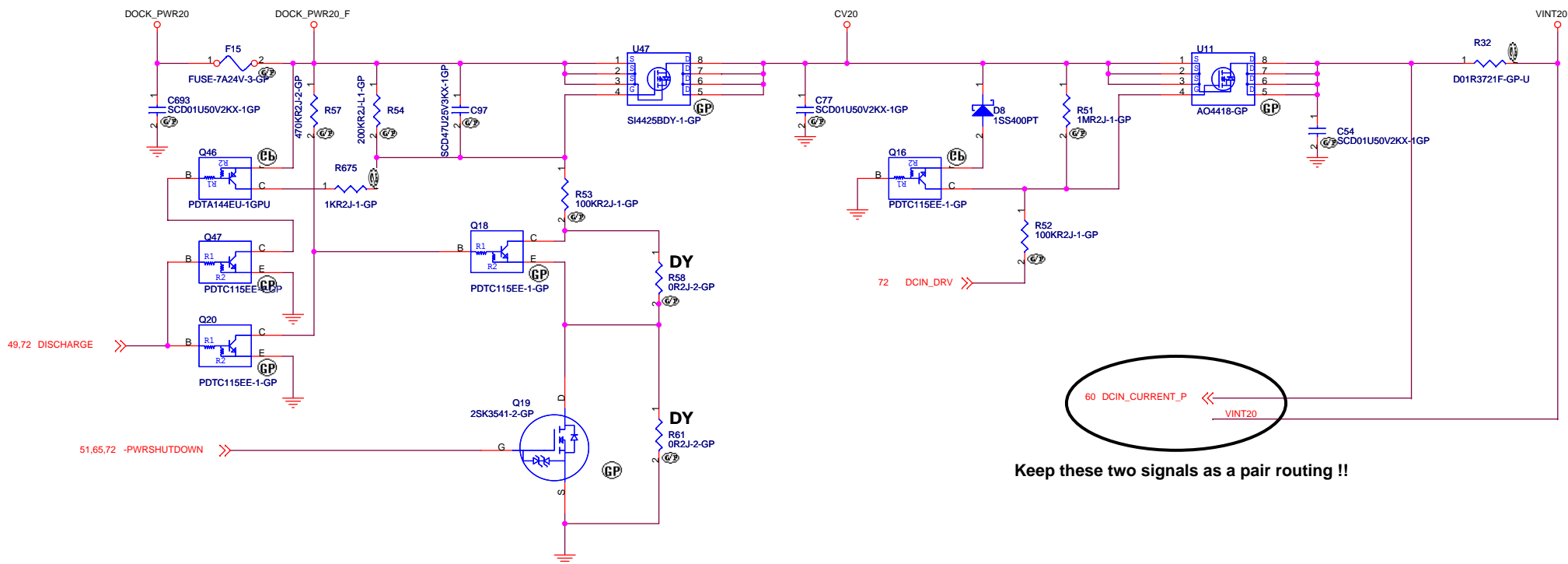
(2) Avoid routing under DCDC switching area.

	ADXL322 LIS244AL	No Accel
R82	NO_ASM	ASM
R93	ASM	ASM
All other	ASM	NO_ASM

<Variant Name>

緯創資通 Wistron Corporation 21F, 88, Sec.1, Hsin Tai Wu Rd., Hsichih, Taipei Hsien 221, Taiwan, R.O.C.	
Title	
G-SENSOR	
Size A4	Document Number KS note-3
Date: Wednesday, November 29, 2006	Sheet 57 of 77
Rev SE	

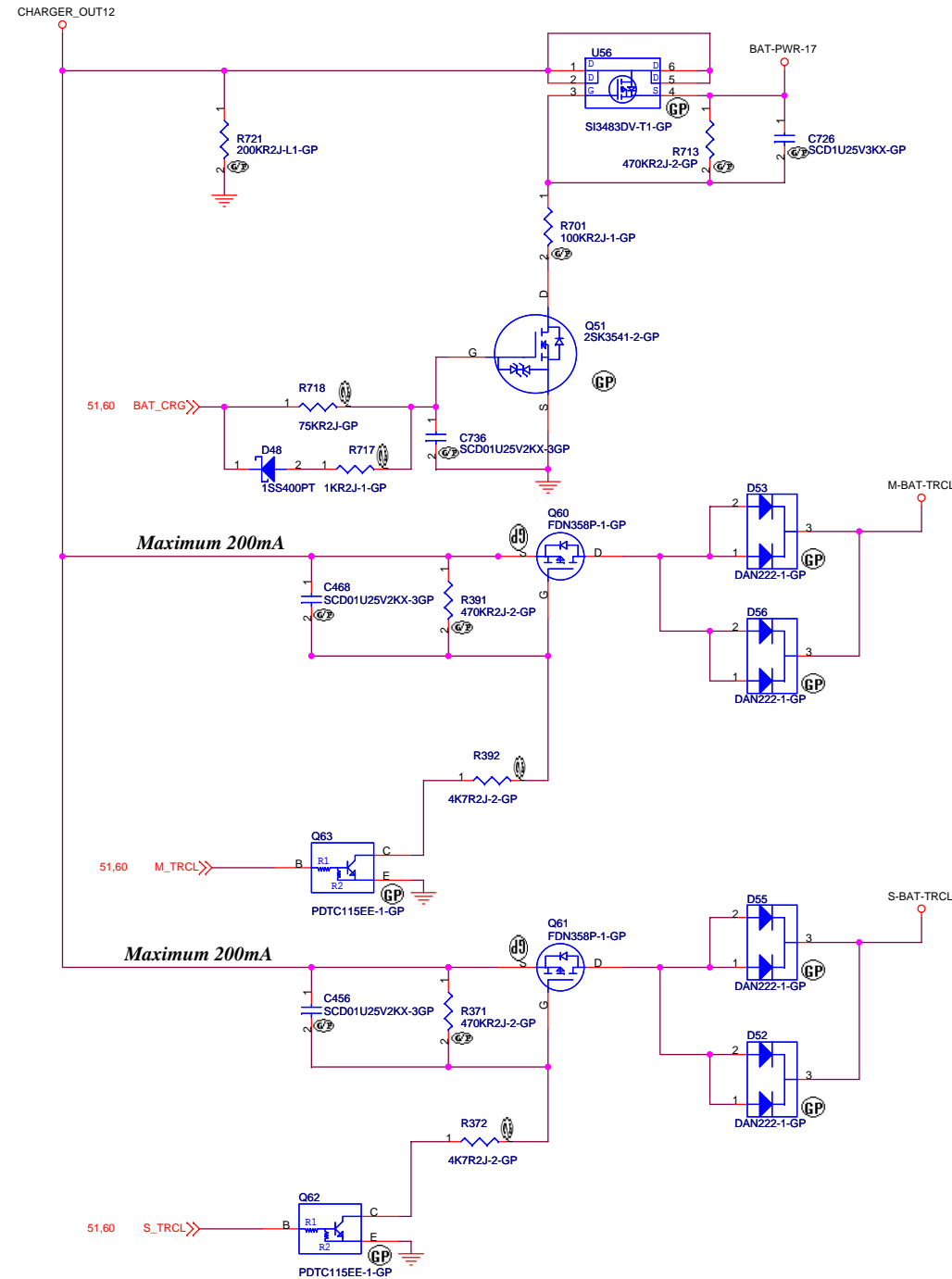


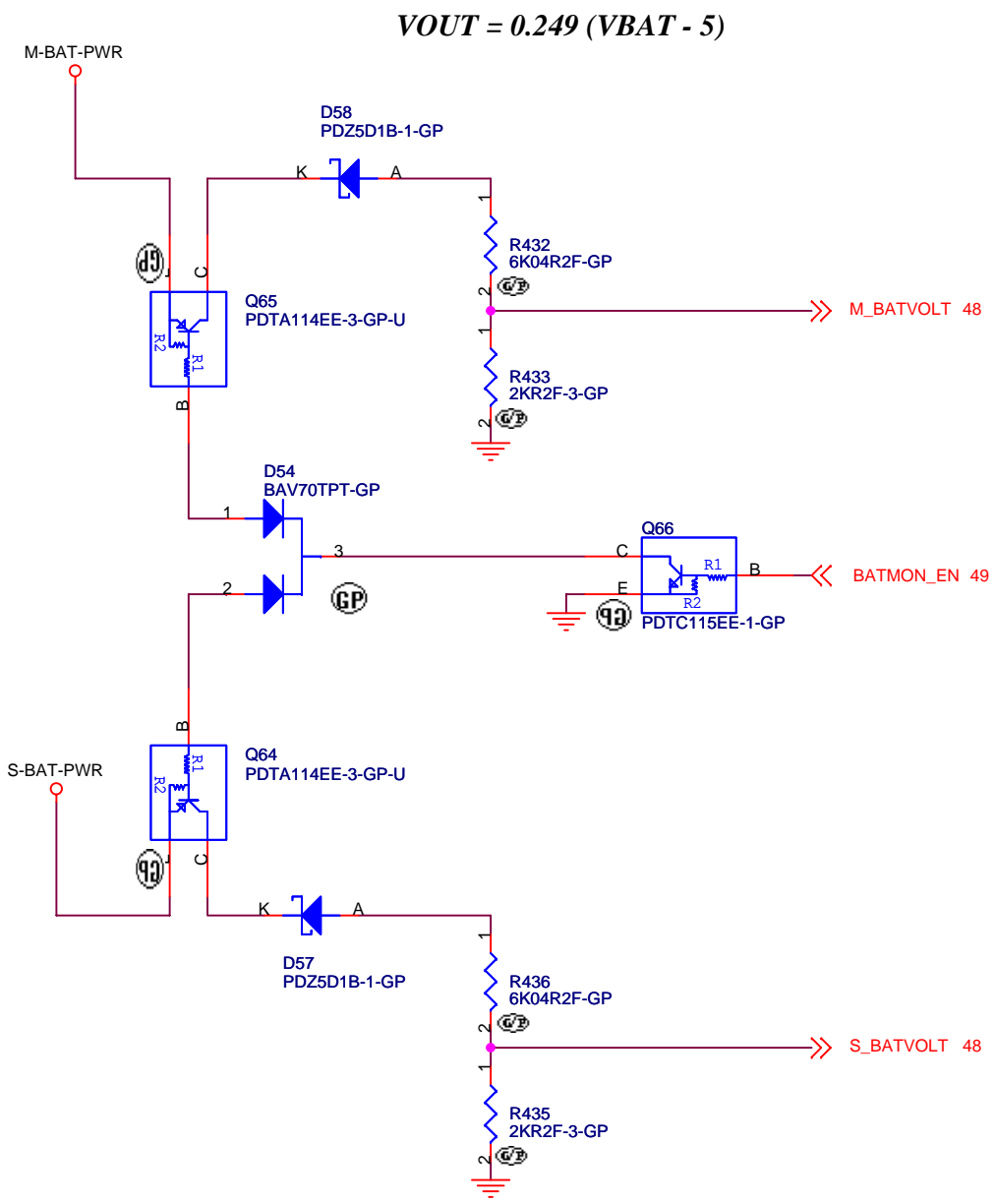


<Variant Name>


緯創資通 **Wistron Corporation**
 21F, 88, Sec.1, Hsin Tai Wu Rd., Hsichih,
 Taipei Hsien 221, Taiwan, R.O.C.

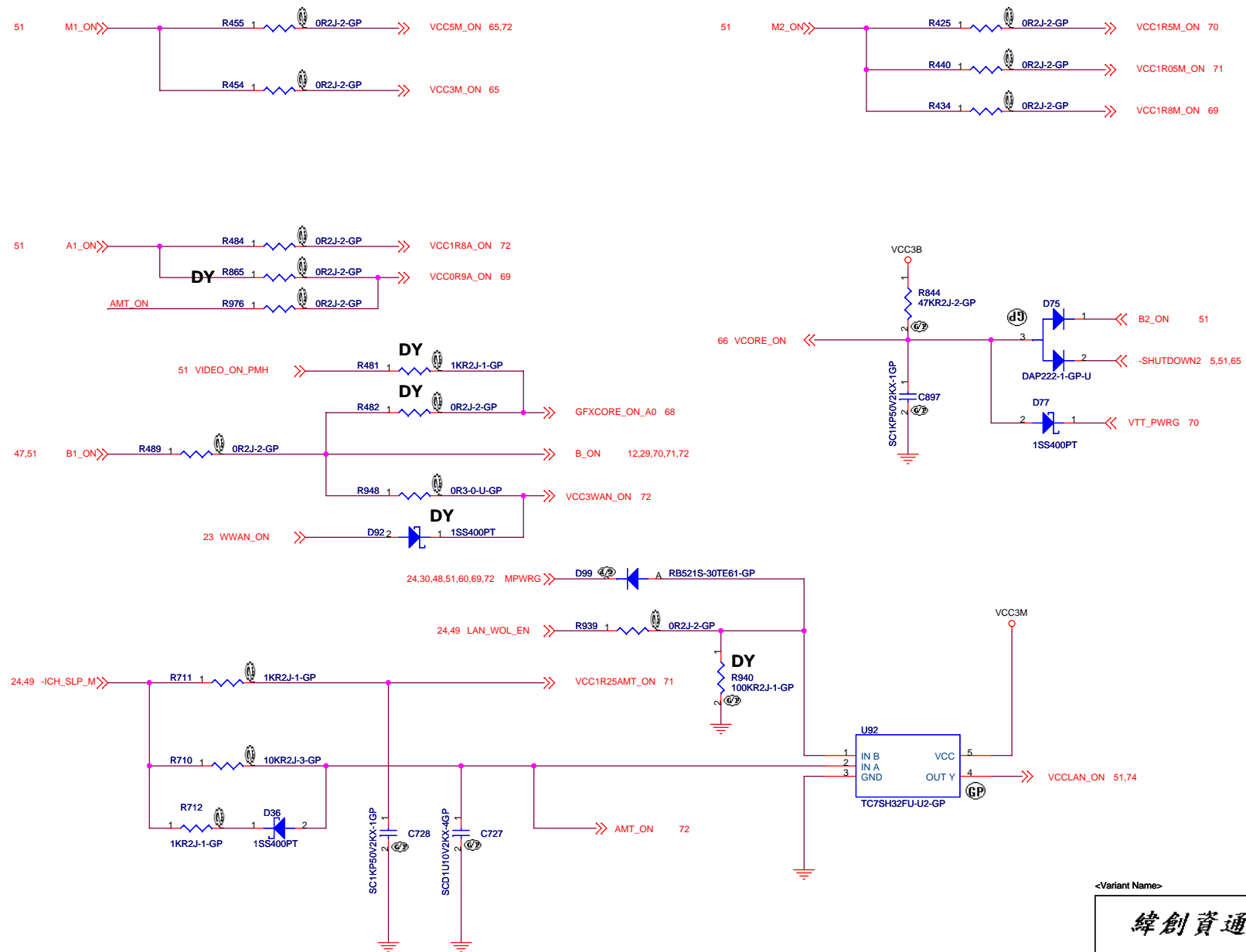
Title			
DC-IN AND CHARGER (1/2)			
Size	Document Number	Rev	SE
A3		KS note-3	
Date: Wednesday, November 29, 2006	Sheet	59	of 77

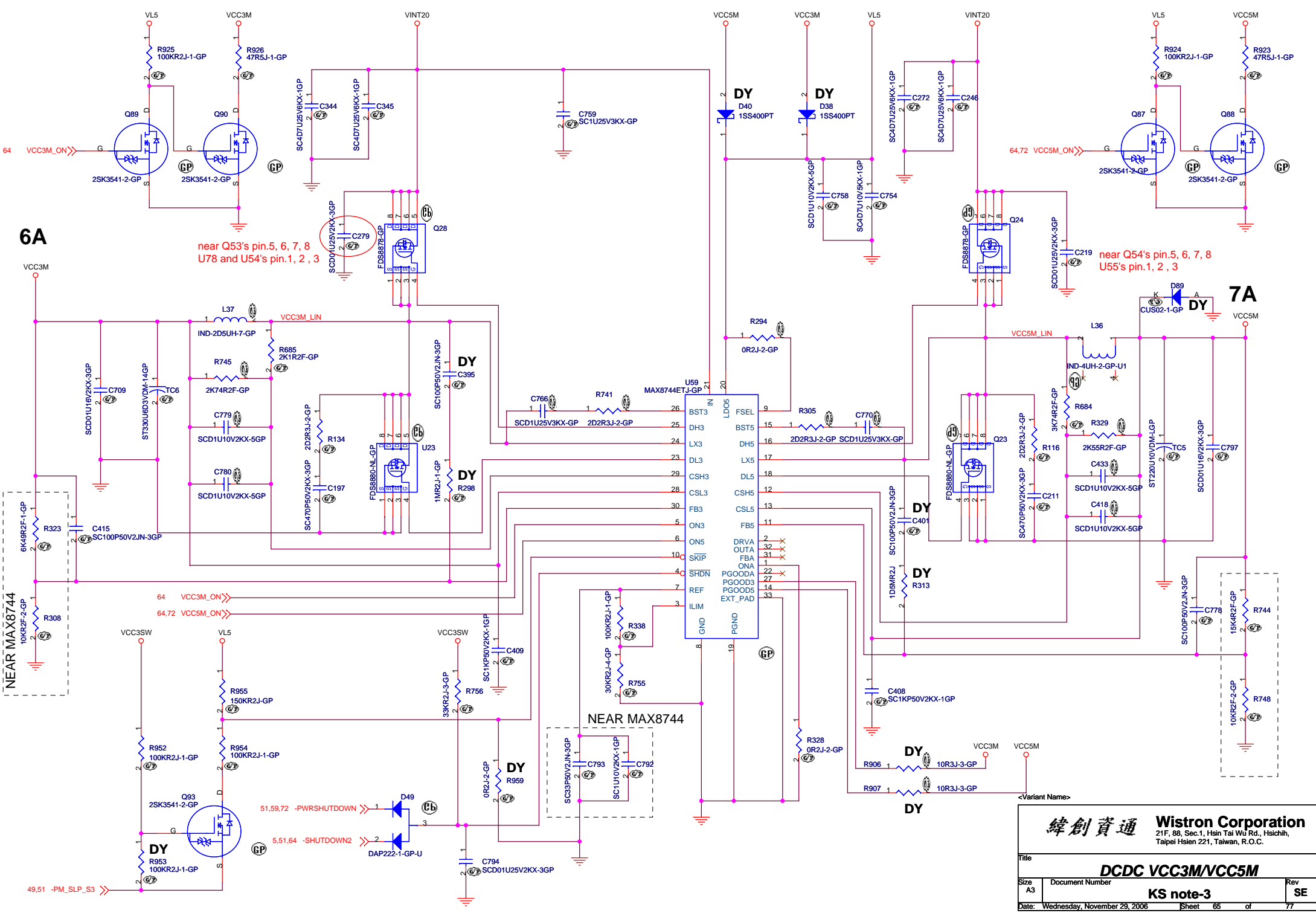




<Variant Name>

		Wistron Corporation 21F, 88, Sec.1, Hsin Tai Wu Rd., Hsichih, Taipei Hsien 221, Taiwan, R.O.C.	
Title			
BATTERY MONITOR			
Size A4	Document Number KS note-3		Rev SE
Date:	Wednesday, November 29, 2006	Sheet 63 of	77

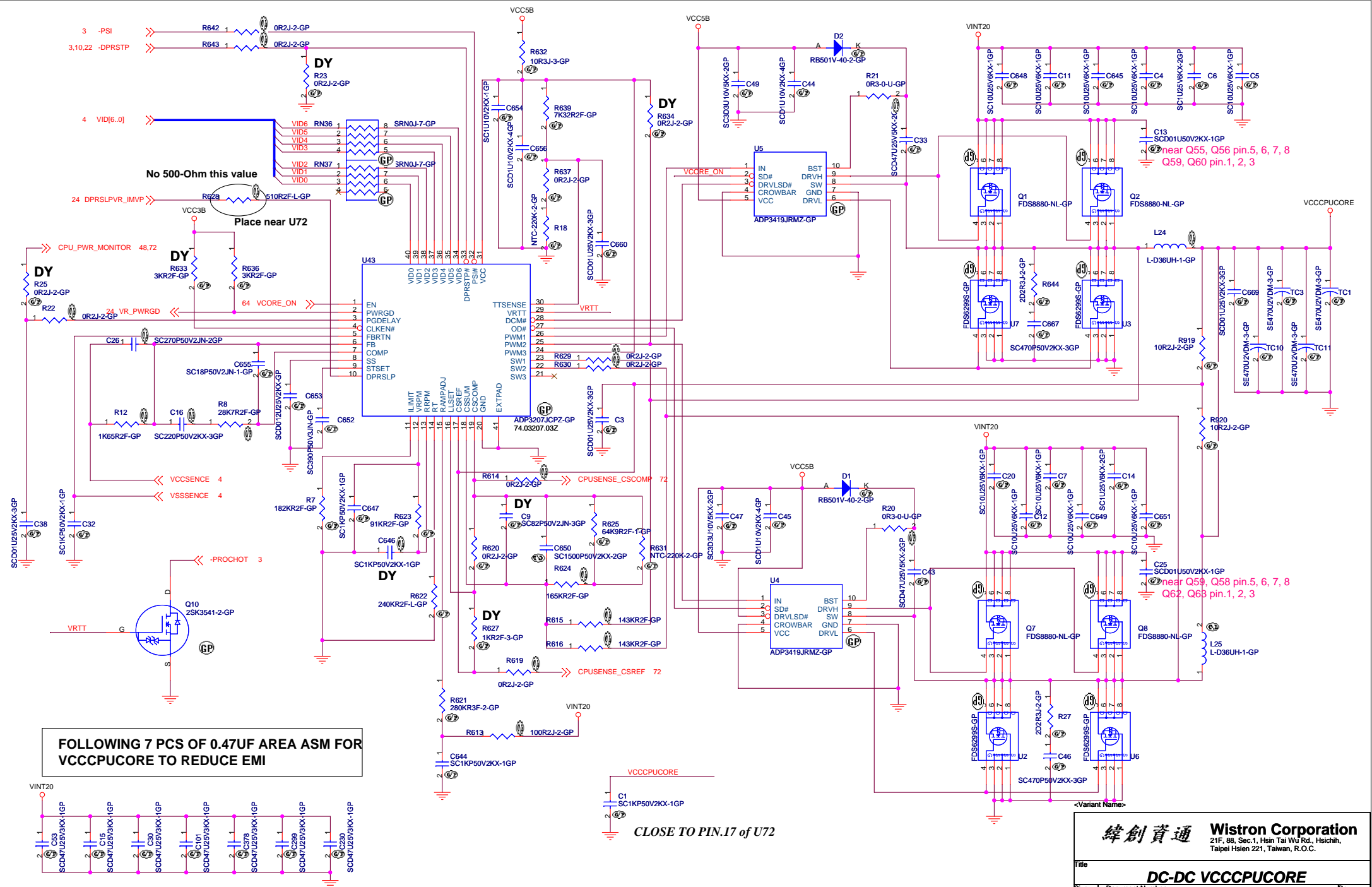




Title		DCDC VCC3M/VCC5M	
Size	A3	Document Number	KS note-3
Date	Wednesday, November 29, 2006	Sheet	65 of 77

Rev SE

緯創資通 Wistron Corporation
21F, 88, Sec.1, Hsin Tai Wu Rd., Hsichih,
Taipei Hsien 221, Taiwan, R.O.C.



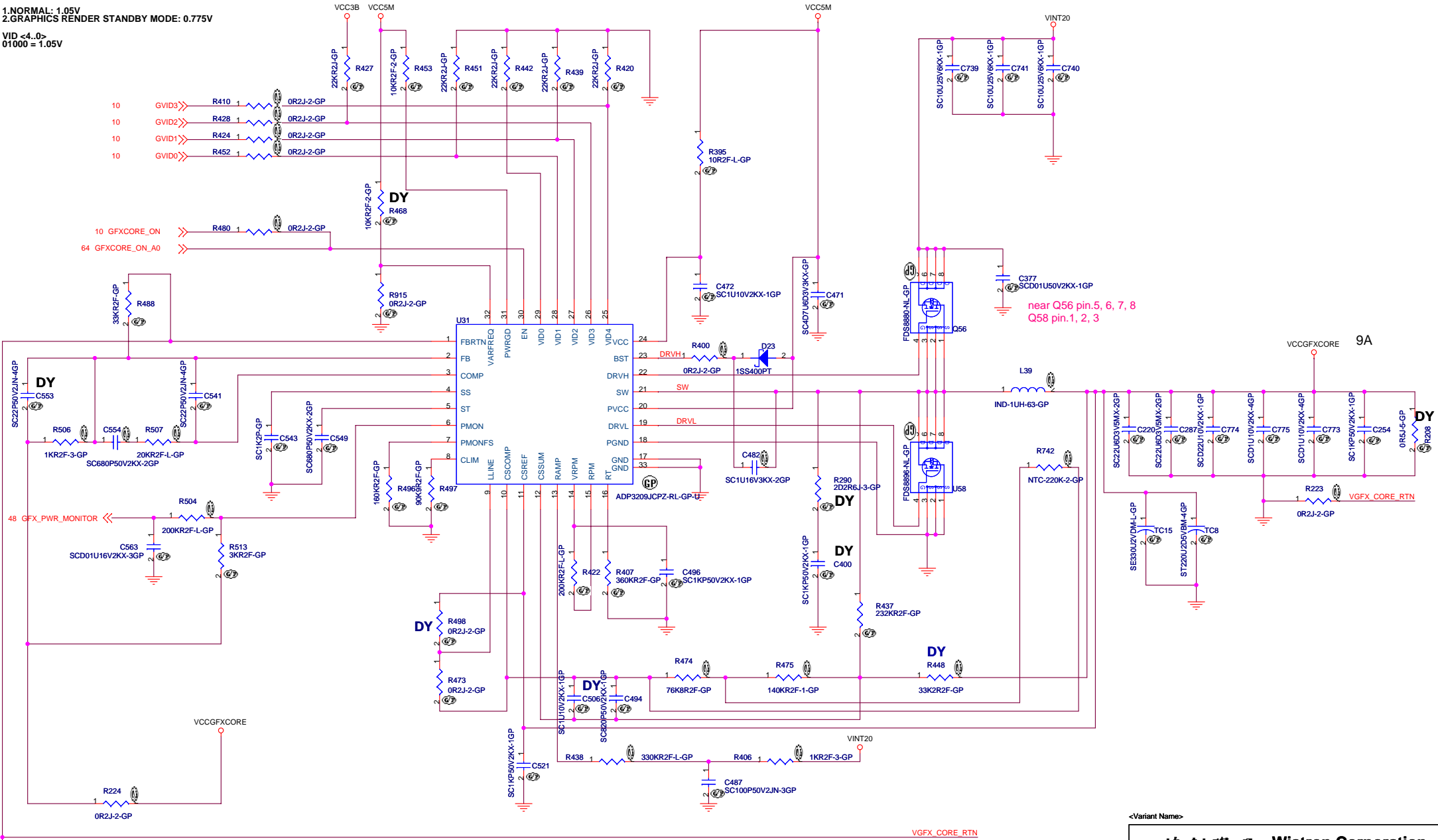
緯創資通 Wistron Corporation 21F, 8B, Sec.1, Hsin Tai Wu Rd., Hsichih, Taipei Hsien 221, Taiwan, R.O.C.			
Title DC-DC VCCCPUCORE			
Size	Document Number		Rev
Custom	KS note-3		SE
Date: Wednesday, November 29, 2006	Sheet	66 of 77	

A		B		C		D		E	
	Reference	NV	LV	ULV	Remark				
1	C4	10uF/25V K1206/X5R	DY	DY	I/P MLCC CAP		34	TC1	470uF/2V M7343 ESR6
2	C7		DY	DY			35	TC10	470uF/2V M7343/ESR6
3	C11		DY	DY			36	U4	AD3419
4	C20		DY	DY			37	C45	0.1uF/10V/K0402/X5R
5	C645		DY	DY			38	C47	3.3uF/10V/K0805/X5R
6	C651		DY	DY			39	C43	0.47U/25V/K0805/X7R
7	C12		10uF/25V K1206/X5R	DY			40	C25	0.01U/50V/K0402/X7R
8	C14			DY			41	R20	0 J 1/10W 0603
9	C648			DY			42	R920	10 J 1/16W 0402
10	Q1	FDS8880	DY	DY	CH1 H/S MOS		43	D1	RB501V-40 1A40V UMD2
11	U7	FDS6299S	DY	DY	CH1 L/S MOS		44	R27	2.2 J 1/10W 0603
12	Q8	FDS8880	DY	DY	CH2 H/S MOS		45	C46	470pF/50V/K0402/X7R
13	U6	FDS6299S	DY	DY	CH2 L/S MOS		46	R630	0 J 1/16W 0402
14	Q7	FDS8880	FDS8880	DY	CH2 H/S MOS		47	R616	143K F 1/16W 0402
15	U2	FDS6299S	FDS6299S	DY	CH2 L/S MOS		48	L25	0.36UH
16	C59	10uF/6.3V K0805/X5R	10uF/6.3V K0805/X5R	DY	O/P MLCC CAP		49	L24	0.56UH
17	C61			DY			50	R634	DY
18	C63			DY			51	R622	240K
19	C66			DY			52	R624	165K
20	C81			DY			53	R7	182K
21	C82			DY			54	R621	280k
22	C93			DY			55	R615	143K
23	C94			DY			56	R623	91K
24	C106			DY			57	C9	DY
25	C110	22uF/6.3V M0805/X5R	22uF/6.3V M0805/X5R	DY			<div> <div><Variant Name></div> <div> <div>緯創資通</div> <div>Wistron Corporation</div> <div>21F, 88, Sec.1, Hsin Tai Wu Rd., Hsichih, Taipei Hsien 221, Taiwan, R.O.C.</div> </div> <div> <div>Title</div> <div>VCCCPUCORE TABLE</div> <div> <div>Size</div> <div>Custom</div> <div>Document Number</div> <div>KS note-3</div> <div>Rev</div> <div>SE</div> </div> <div> <div>Date: Wednesday, November 29, 2006</div> <div>Sheet 67 of 77</div> </div> </div> </div>		
26	C65			DY					
27	C68			DY					
28	C88			DY					
29	C103			DY					
30	C105			DY					
31	C108			DY					
32	C104			DY					
33	C87			DY					

INTEG VCCGFXCORE VOLTAGE

1.NORMAL: 1.05V
2.GRAPHICS RENDER STANDBY MODE: 0.775V

VID <4..0>
01000 = 1.05V



<Variant Name>

緯創資通

Wistron Corporation
21F, 88, Sec.1, Hsin Tai Wu Rd., Hsichih,
Taipei Hsien 221, Taiwan, R.O.C.

Title

DC-DC GFX CORE

Size

Document Number

Rev

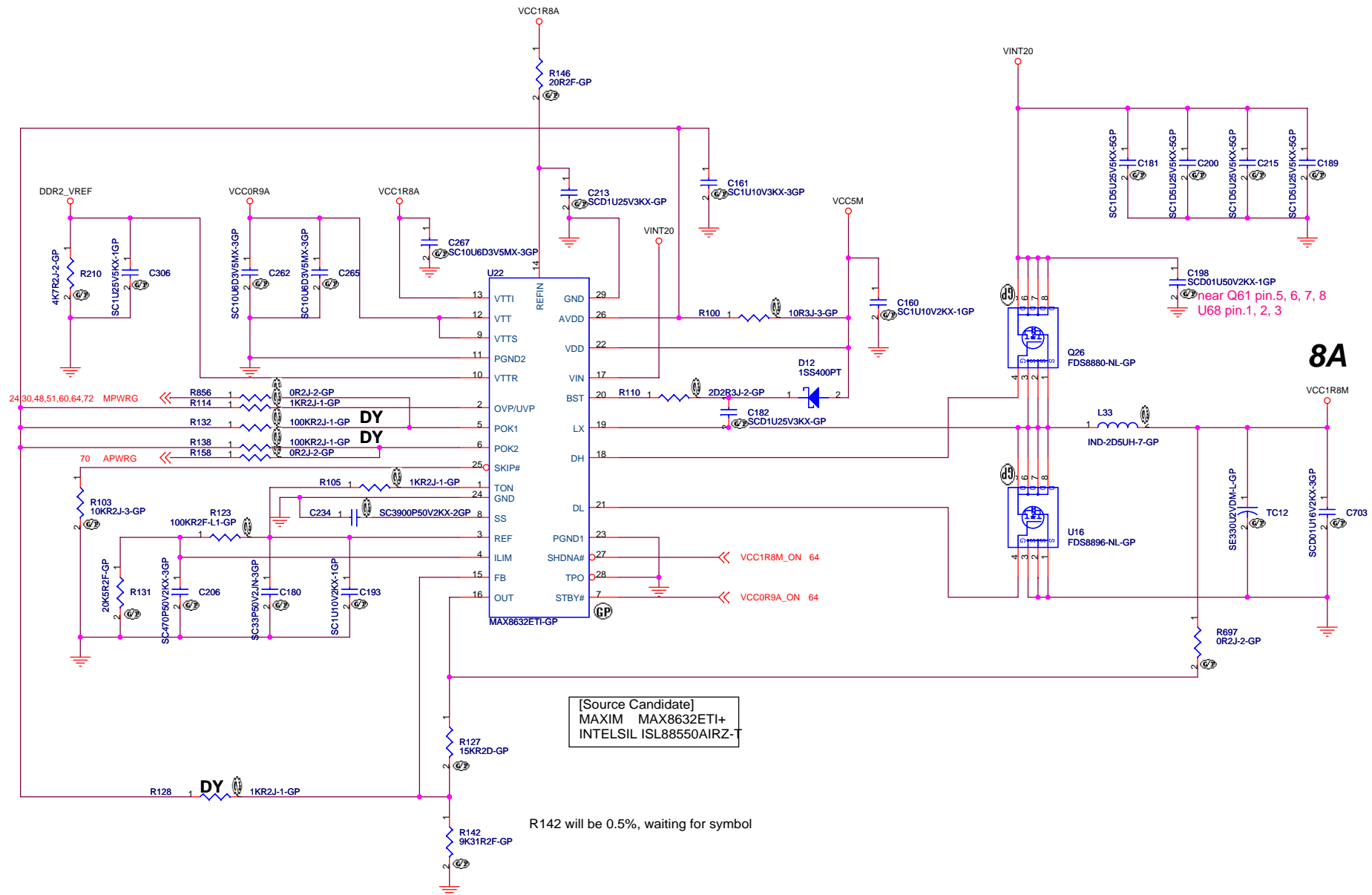
Custom

KS note-3

SE

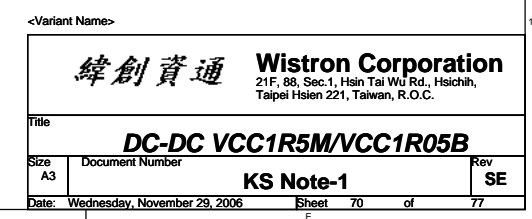
Date: Wednesday, November 29, 2006

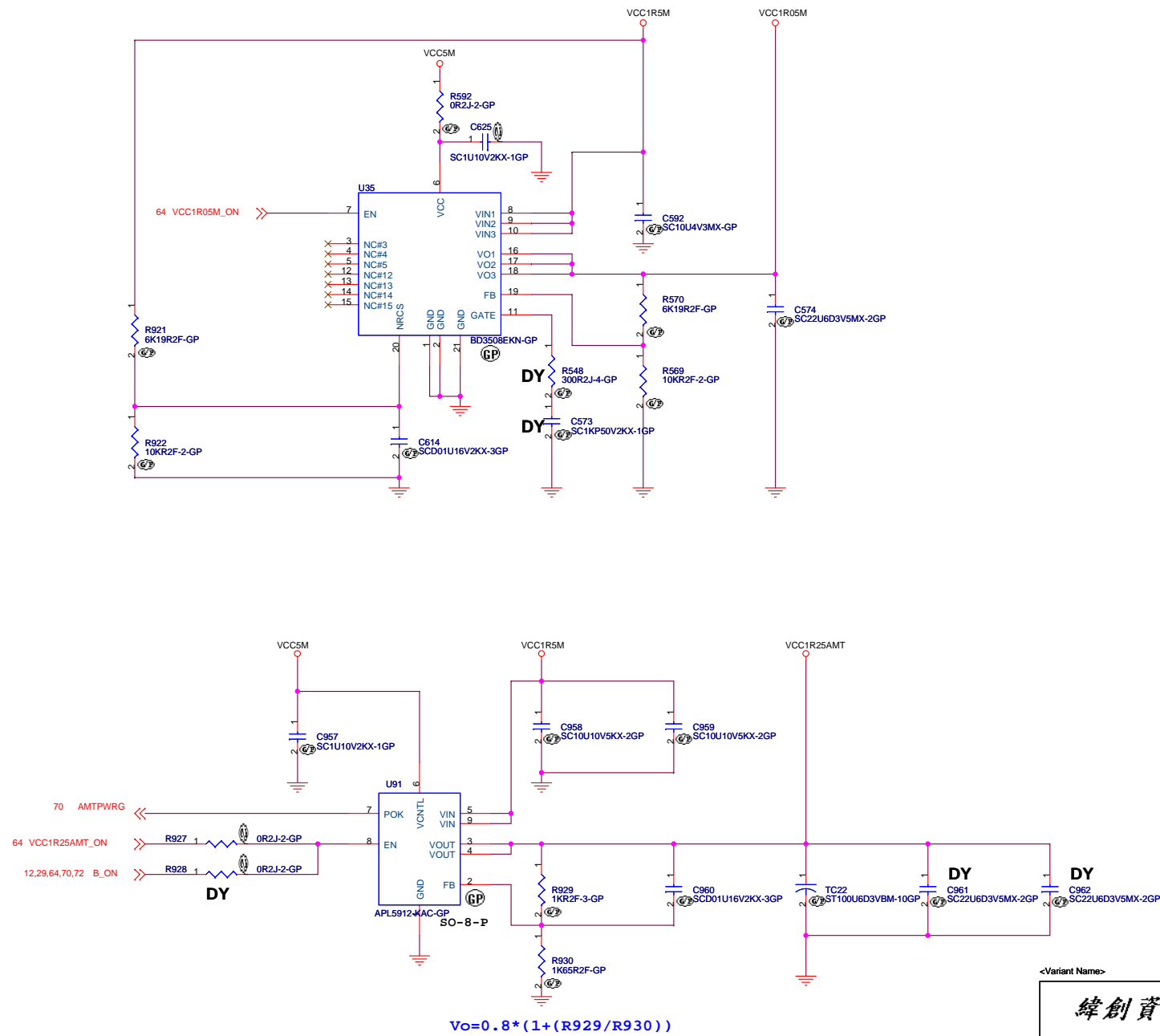
Sheet 68 of 77



<Variant Name>

緯創資通		Wistron Corporation 21F, 88, Sec.1, Hsin Tai Wu Rd., Hsichih, Taipei Hsien 221, Taiwan, R.O.C.	
Title			
DC-DC VCC1R8M			
Size A3	Document Number	KS note-3	Rev SE
Date:	Wednesday, November 29, 2006	Sheet 69 of 77	

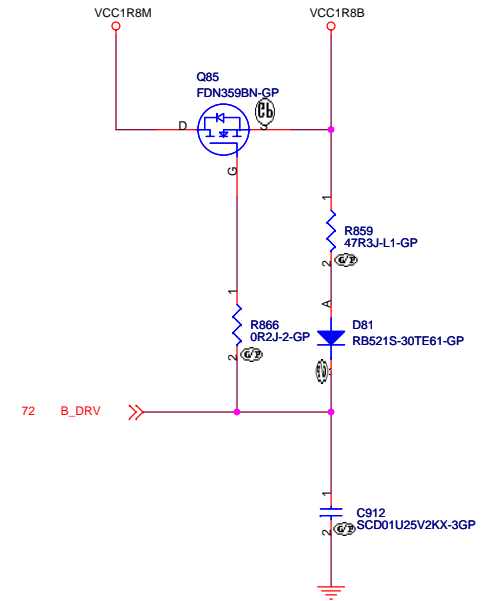
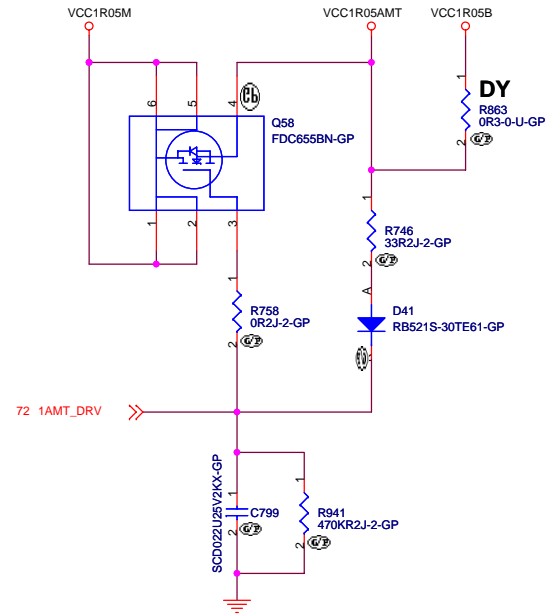
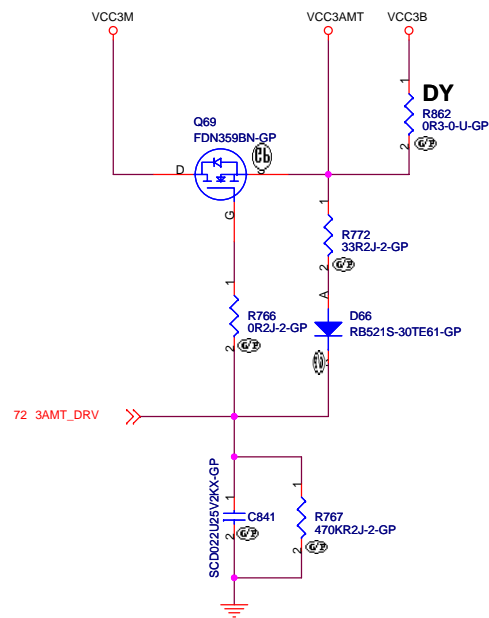




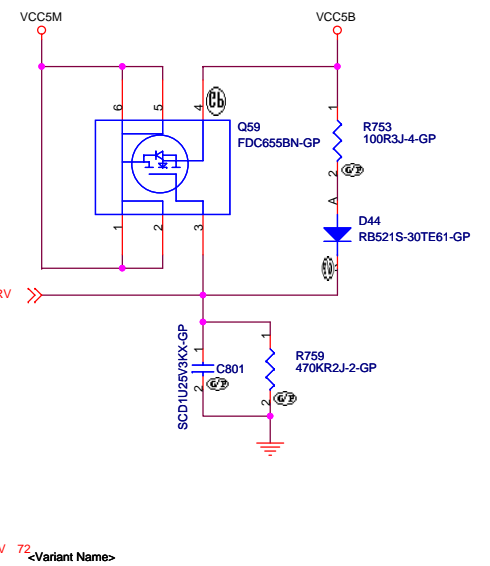
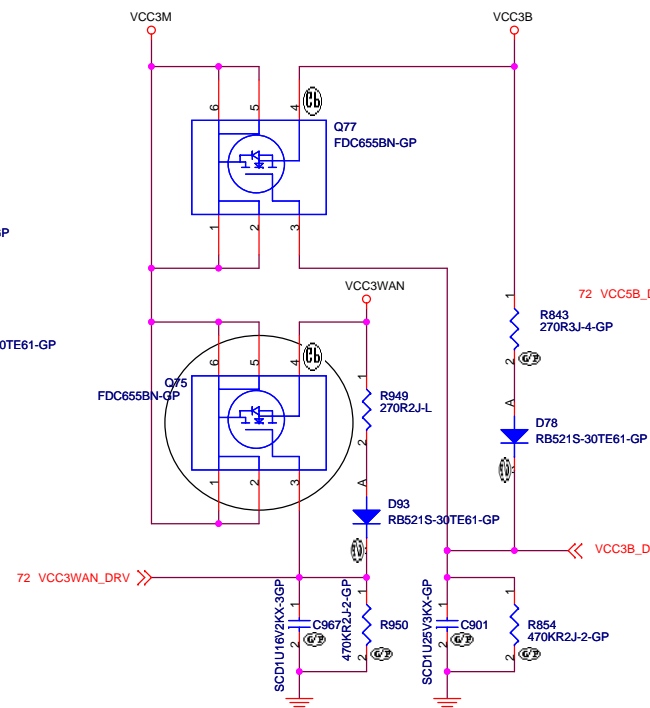
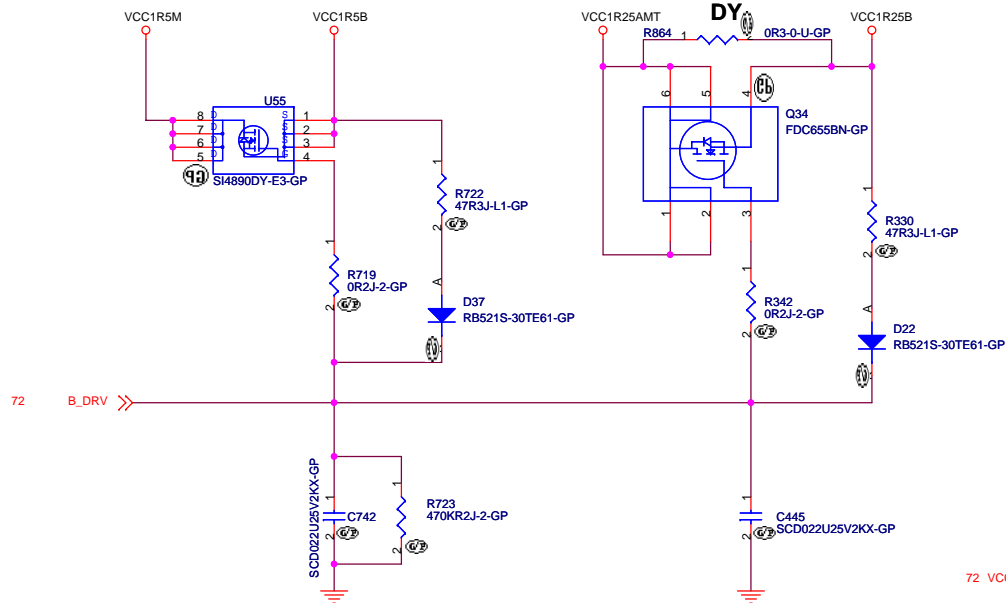
<Variant Name>

緯創資通 Wistron Corporation
21F, 88, Sec.1, Hsin Tai Wu Rd., Hsichih,
Taipei Hsien 221, Taiwan, R.O.C.

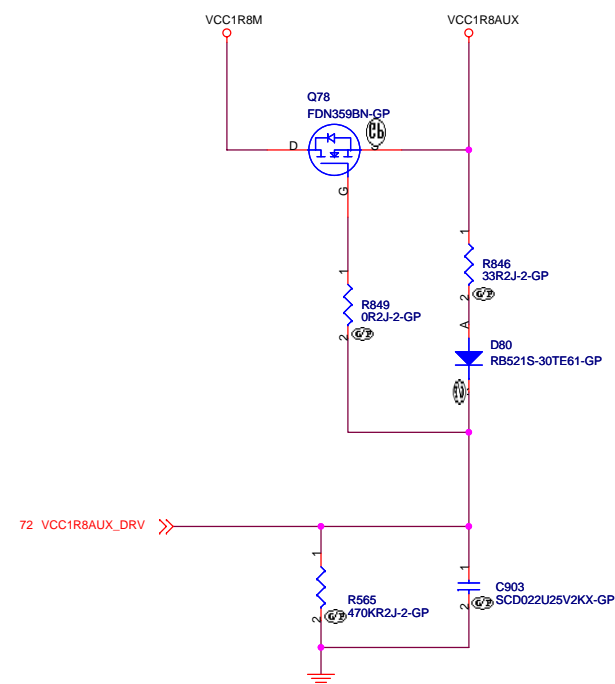
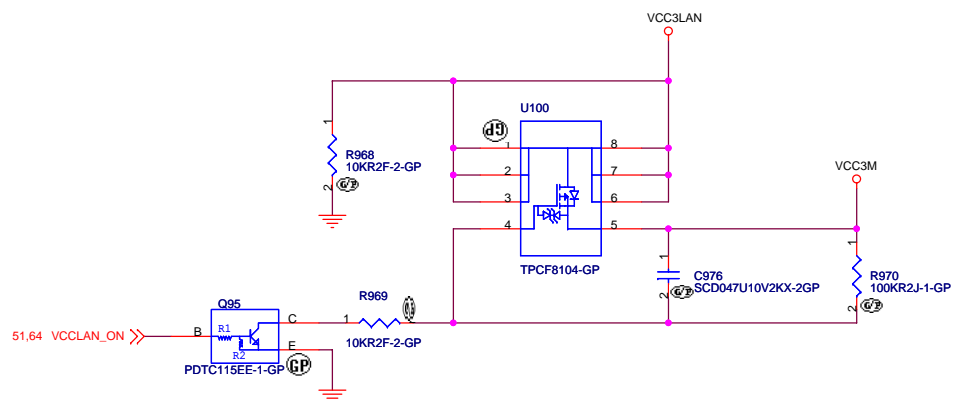
Title			
DC-DC VCC1R05M/VCC1R25AMT			
Size	Document Number		Rev
Custom	KS note-3		SE
Date:	Wednesday, November 29, 2006	Sheet	71 of 77

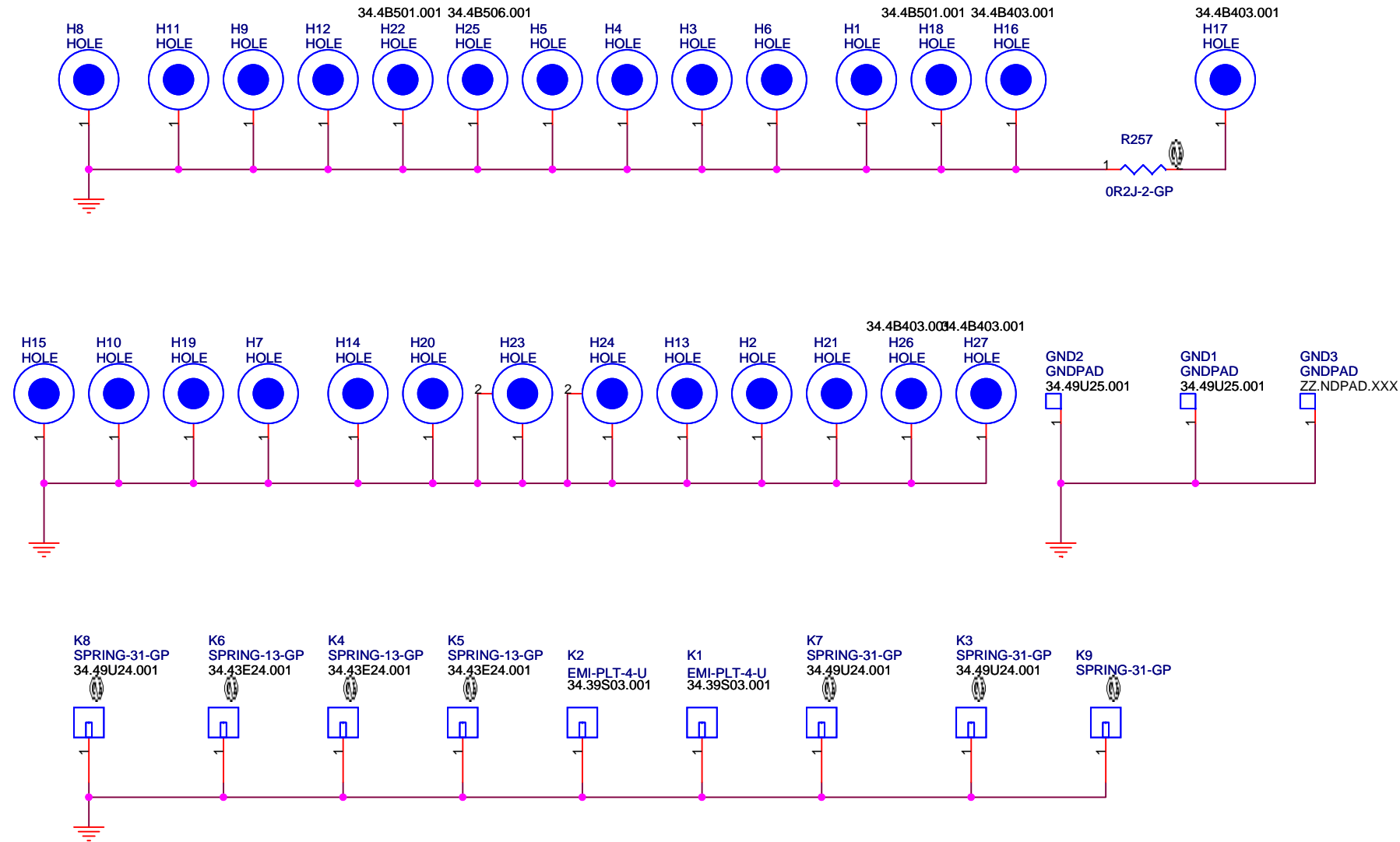


No-asm for no WWAN CONN. MODEL



緯創資通		Wistron Corporation 21F, 88, Sec.1, Hsin Tai Wu Rd., Hsichih, Taipei Hsien 221, Taiwan, R.O.C.	
Title			
LOAD SW AMT			
Size A3	Document Number	KS note-3	Rev SE
Date: Wednesday, November 29, 2006		Sheet 73 of 77	





<Variant Name>

緯創資通		Wistron Corporation	
		21F, 88, Sec.1, Hsin Tai Wu Rd., Hsichih, Taipei Hsien 221, Taiwan, R.O.C.	
Title			
HOLES/GND/PADS			
Size A4	Document Number		Rev SE
Date: Wednesday, November 29, 2006		Sheet 75 of 77	

Comparison chart , KS-3 and Dali-2

Item	Page	Location Netname	KS-3	Dali-2	Modify	Note
1	19	R36	100Ω	0Ω		SDV
		R85	Dummy	0Ω		SDV
		R107	Dummy	0Ω		
		R98	Dummy	0Ω		
		R96	Dummy	0Ω		
		R81	Dummy	0Ω		
		R668	200Ω	Dummy		SDV
		C691	ASM	Dummy		
		Q44	ASM	Dummy		
		Q13,Q14,Q15	PDTC114EE	Dummy		
		R37	200Ω	Dummy		
		R42,R43	330Ω	Dummy		
		R26	ASM	Dummy		
		R35	0Ω	0.5A Fuse		
2	27	CN6	Dummy	ASM		SDV
		C578	Dummy	0.1uF		
		R567	Dummy	ASM		
		CN7	MIC	Dummy		SDV
		R819	1.2KΩ	Dummy		
		R804	2.2KΩ	Dummy		
		R236	1.2KΩ	Dummy		
		C868	1000pF	Dummy		
		C872	10uF	Dummy		
		C877	1uF	Dummy		
		R566	Dummy	0Ω		
3	46	R90	Dummy	Dummy		SDV
		R84	Dummy	Dummy		
		R120	Dummy	Dummy		
		R115	Dummy	Dummy		
		R91	Dummy	0Ω		
4	49	R403	Dummy	330Ω		SDV
		C478	Dummy	0.1uF		
		CN3	Dummy	ASM		
		R251	Dummy	ASM		SDV
		R227	Dummy	ASM		

Comparison chart for AMT function

Item	Page	Location Netname	AMT	NON_AMT	Modify	Note
1	22	U60	ICH8m Enhanced	ICH8m		FVT
	24	R270	NO_ASM	ASM		
	37	U74	Nineveh 82566MM	Nineveh 82566MC		FVT
	44	SPI1	32Mbit	16Mbit		FVT
	64	R711	ASM	NO_ASM		FVT
		C728	ASM	NO_ASM		
						FVT
						FVT
	71	R927	ASM	NO_ASM		
		R928	NO_ASM	ASM		
	73	R862	NO_ASM	ASM		
		Q69	ASM	NO_ASM		
		R766	ASM	NO_ASM		
		R772	ASM	NO_ASM		
		D66	ASM	NO_ASM		
		C841	ASM	NO_ASM		
		R767	ASM	NO_ASM		
		R941	ASM	NO_ASM		
		Q58	ASM	NO_ASM		
		R758	ASM	NO_ASM		
		R746	ASM	NO_ASM		
		D41	ASM	NO_ASM		
		C799	ASM	NO_ASM		
		R863	NO_ASM	ASM		
		Q34	ASM	NO_ASM		
		R342	ASM	NO_ASM		
		R330	ASM	NO_ASM		
		D22	ASM	NO_ASM		
		R864	NO_ASM	ASM		

<Variant Name>

緯創資通		Wistron Corporation 21F, 88, Sec.1, Hsin Tai Wu Rd., Hsichih, Taipei Hsien 221, Taiwan, R.O.C.	
Title			
AMT FUNCTION CONTROL TABLE			
Size A3	Document Number	Rev SE	KS note-3
Date: Wednesday, November 29, 2006		Sheet 77 of 77	