

COMPAL CONFIDENTIAL

MODEL NAME : JBL00
PCB NO : LA-3801P (DA800009P1L)
BOM P/N : 43152331L01

M09 Roush UMA
uFCPGA Mobile Penryn
Intel Cantiga GM + ICH9M

2008-06-12
REV : 1.0(A00)

- @ : Nopop Component
- 1@ : Use PCMCIA card only
- 2@ : Use Express card only
- 3@ : Use ATG only
- 4@ : Use China TPM only
- 5@ : Use BROADCOM TPM only
- 6@ : All TPM Disabled for CCC - Depop D70, Pop R483
- 7@ : Non- ATG only

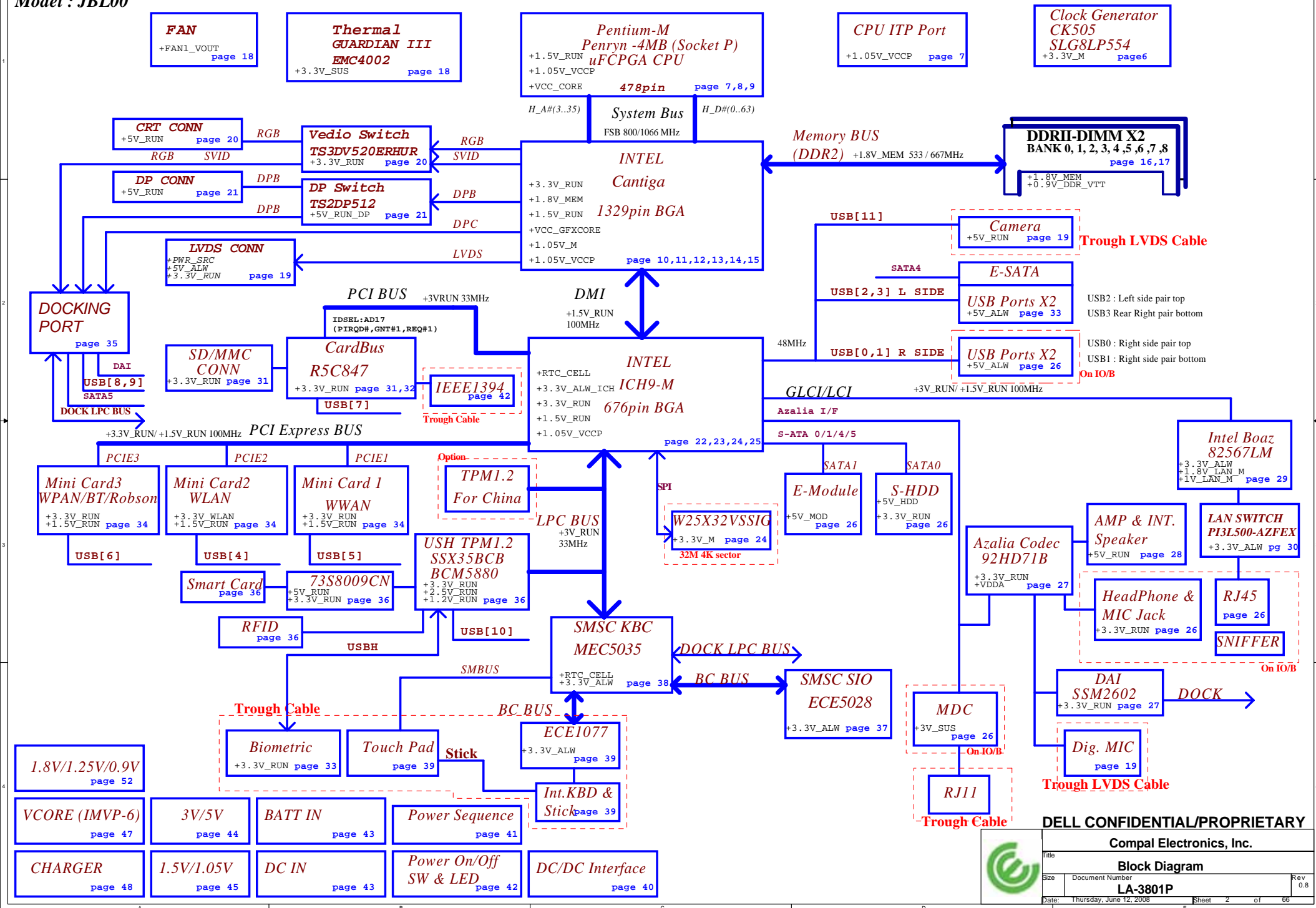
MB PCB	
Part Number	Description
DA800009P0L	PCB 03I LA-3801P REV0 M/B UMA

PROPRIETARY NOTE: THIS SHEET OF ENGINEERING DRAWING AND SPECIFICATIONS CONTAINS CONFIDENTIAL TRADE SECRET AND OTHER PROPRIETARY INFORMATION OF DELL INC. ("DELL"). THIS DOCUMENT MAY NOT BE TRANSFERRED OR COPIED WITHOUT THE EXPRESS WRITTEN AUTHORIZATION OF DELL. IN ADDITION, NEITHER THIS SHEET NOR THE INFORMATION IT CONTAINS MAY BE USED BY OR DISCLOSED TO ANY THIRD PARTY WITHOUT DELL'S EXPRESS WRITTEN CONSENT.



DELL CONFIDENTIAL/PROPRIETARY			
Compal Electronics, Inc.			
Title	Cover Sheet		
Size	Document Number	Rev	
	LA-3801P	0.8	
Date:	Thursday, June 12, 2008	Sheet	1 of 66

Block Diagram
Compal confidential
Model : JBL00



POWER STATES

Signal State	SLP S3#	SLP S4#	SLP S5#	S4 STATE#	SLP M#	ALWAYS PLANE	M PLANE	SUS PLANE	RUN PLANE	CLOCKS
S0 (Full ON) / M0	HIGH	HIGH	HIGH	HIGH	HIGH	ON	ON	ON	ON	ON
S3 (Suspend to RAM) / M1	LOW	HIGH	HIGH	HIGH	HIGH	ON	ON	ON	OFF	ON
S4 (Suspend to DISK) / M1	LOW	HIGH	HIGH	LOW	HIGH	ON	ON	ON	OFF	ON
S5 (SOFT OFF) / M1	LOW	HIGH	LOW	LOW	HIGH	ON	ON	ON	OFF	ON
S3 (Suspend to RAM) / M-OFF	LOW	HIGH	HIGH	HIGH	LOW	ON	OFF	ON	OFF	OFF
S4 (Suspend to DISK) / M-OFF	LOW	LOW	HIGH	LOW	LOW	ON	OFF	OFF	OFF	OFF
S5 (SOFT OFF) / M-OFF	LOW	LOW	LOW	LOW	LOW	ON	OFF	OFF	OFF	OFF

PM TABLE

power plane State	+15V_ALW +5V_ALW +3.3V_ALW_ICH +3.3V_RTC_LDO	+3.3V_SUS +1.8V_MEM	+5V_RUN +3.3V_RUN +1.8V_RUN +1.5V_RUN +0.9V_DDR_VTT +VCC_GFXCORE +VCC_CORE +1.05V_VCCP	+3.3V_M +1.05V_M (M-OFF)	+3.3V_M +1.05V_M (M-OFF)
S0	ON	ON	ON	ON	ON
S3	ON	ON	OFF	ON	OFF
S5 S4/AC	ON	OFF	OFF	ON	OFF
S5 S4/AC don't exist	OFF	OFF	OFF	OFF	OFF

PCI TABLE

PCI DEVICE	IDSEL	REQ#/GNT#	PIRQ
R5C847	AD17	REQ#1 / GNT#1	PIRQ[B..D]

ICH9-M	USB PORT#	DESTINATION
	0	JUSB1 (Ext Right Side Top)
	1	JUSB1 (Ext Right Side Bottom)
	2	JESA1 (Ext Left Side Top)
	3	JESA1 (Ext Left Side Bottom)
	4	WLAN
	5	WWAN
	6	WPAN
	7	Card Bus/Express card
	8	DOCKING
	9	DOCKING
	10	USH->BIO
	11	Camera

PCI EXPRESS	DESTINATION
Lane 1	MINI CARD-1 WWAN
Lane 2	MINI CARD-2 WLAN
Lane 3	MINI CARD-3 BT/UWB
Lane 4	EXPRESS CARD
Lane 5	None
Lane 6	10/100/1G LAN

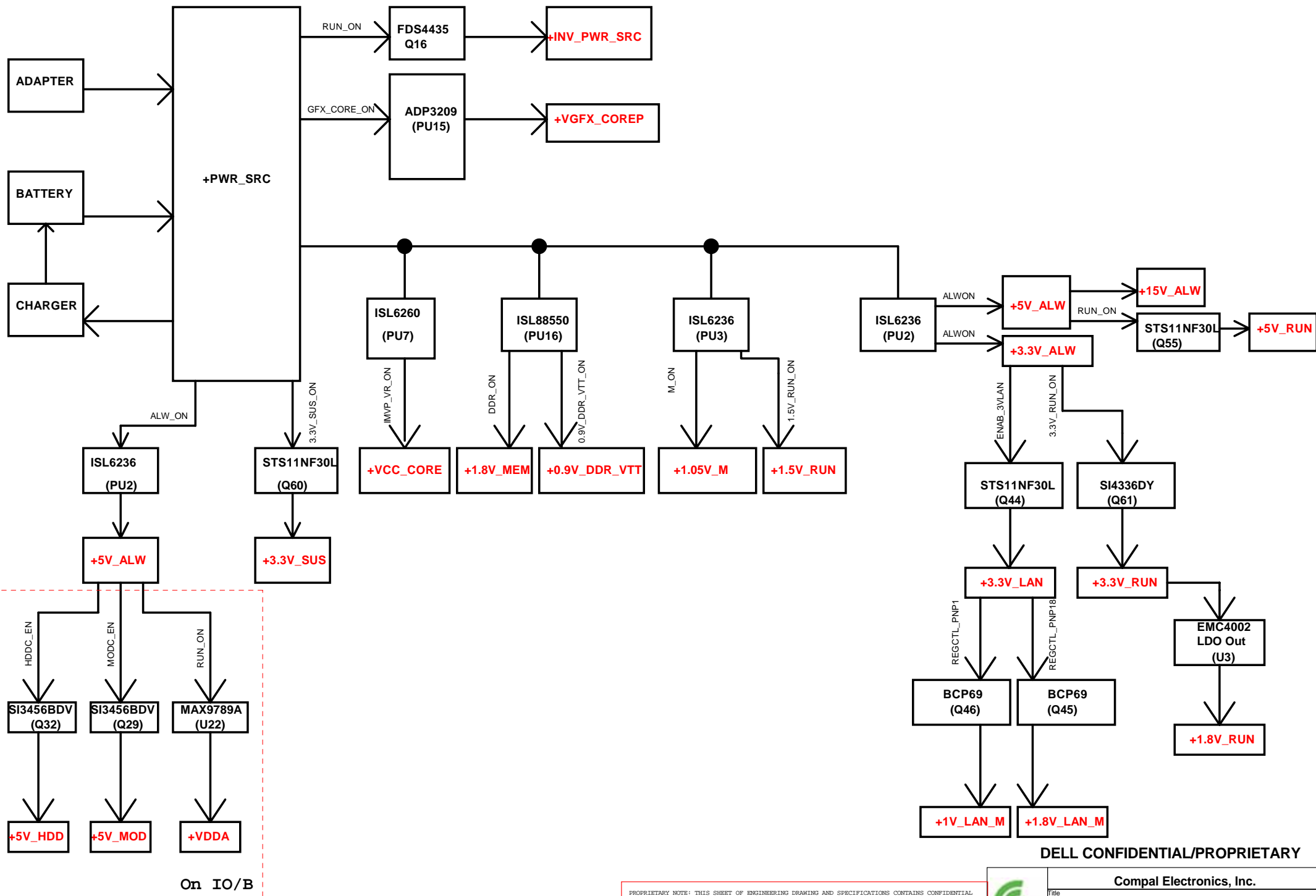
PROPRIETARY NOTE: THIS SHEET OF ENGINEERING DRAWING AND SPECIFICATIONS CONTAINS CONFIDENTIAL TRADE SECRET AND OTHER PROPRIETARY INFORMATION OF DELL INC. ("DELL") THIS DOCUMENT MAY NOT BE TRANSFERRED OR COPIED WITHOUT THE EXPRESS WRITTEN AUTHORIZATION OF DELL. IN ADDITION, NEITHER THIS SHEET NOR THE INFORMATION IT CONTAINS MAY BE USED BY OR DISCLOSED TO ANY THIRD PARTY WITHOUT DELL'S EXPRESS WRITTEN CONSENT.



DELL CONFIDENTIAL/PROPRIETARY

Compal Electronics, Inc.

Title	Index and Config.		
Size	Document Number	Rev	
	LA-3801P	0.8	
Date:	Thursday, June 12, 2008	Sheet	3 of 66

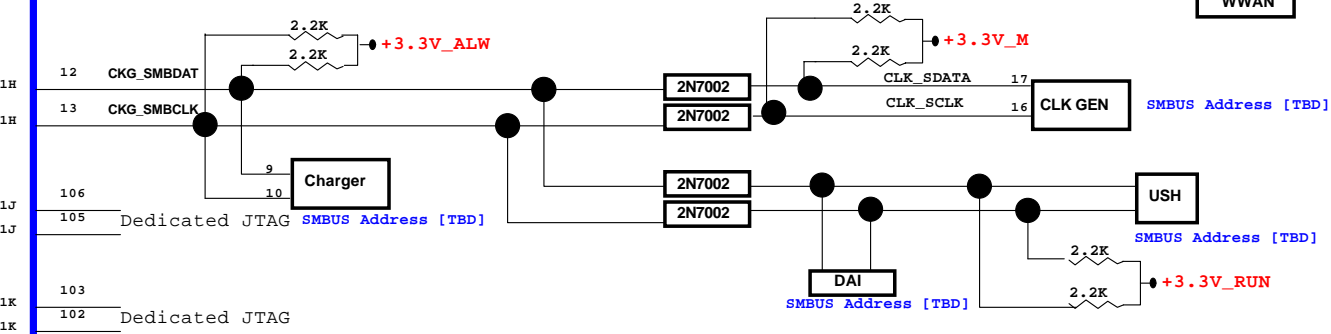
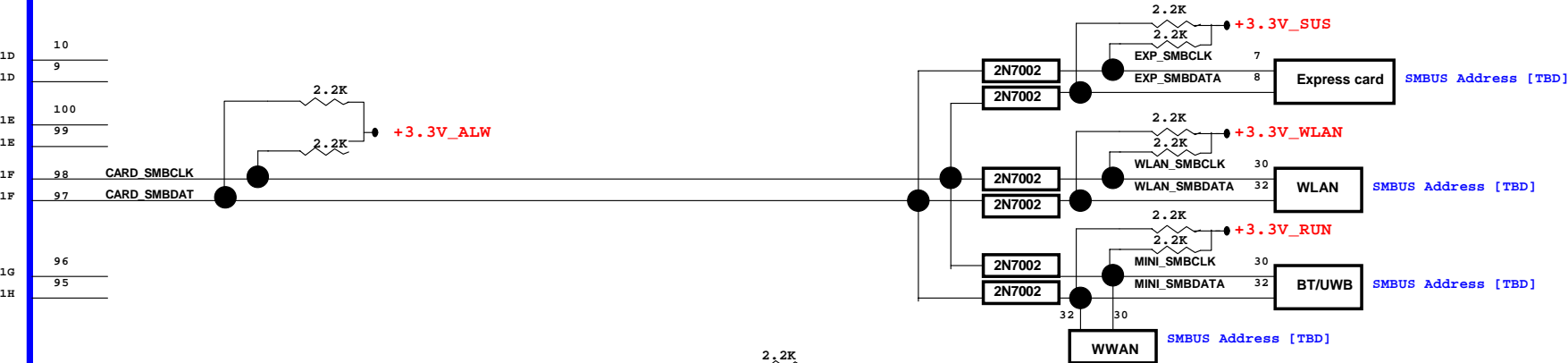
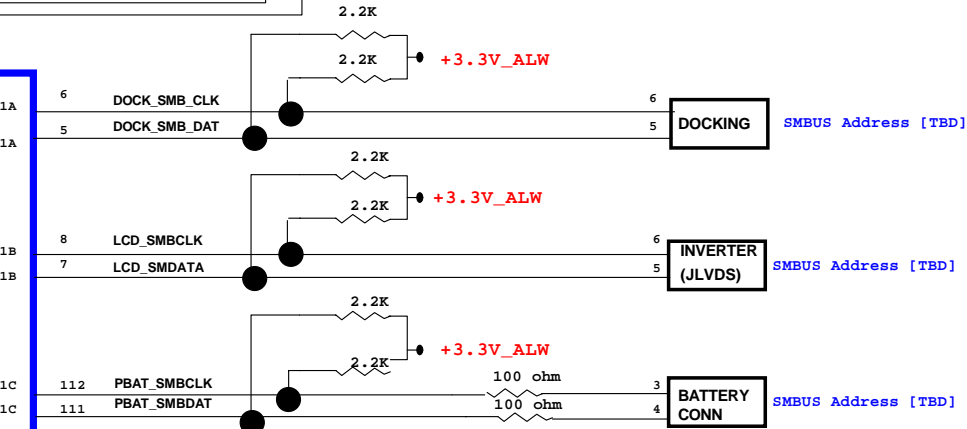
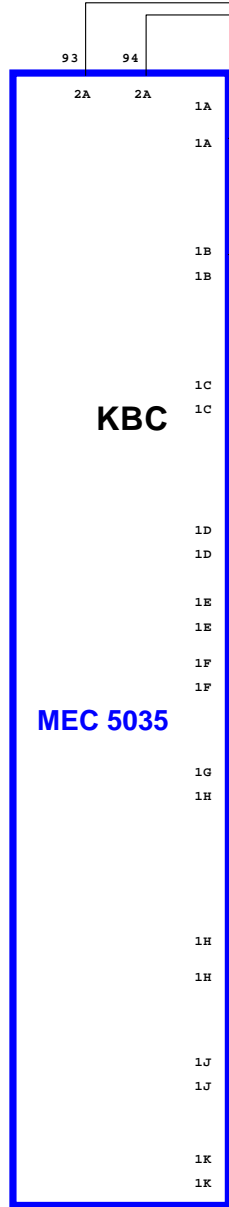
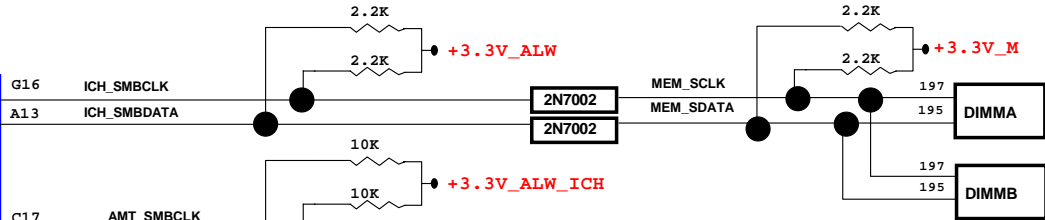



DELL CONFIDENTIAL/PROPRIETARY

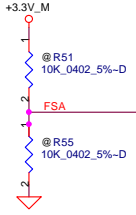


Compal Electronics, Inc.			
Title		Power Rail	
Size	Document Number	Rev	
	LA-3801P	0.8	
Date:	Thursday, June 12, 2008	Sheet	4 of 66

PROPRIETARY NOTE: THIS SHEET OF ENGINEERING DRAWING AND SPECIFICATIONS CONTAINS CONFIDENTIAL TRADE SECRET AND OTHER PROPRIETARY INFORMATION OF DELL INC. ("DELL"). THIS DOCUMENT MAY NOT BE TRANSFERRED OR COPIED WITHOUT THE EXPRESS WRITTEN AUTHORIZATION OF DELL. IN ADDITION, NEITHER THIS SHEET NOR THE INFORMATION IT CONTAINS MAY BE USED BY OR DISCLOSED TO ANY THIRD PARTY WITHOUT DELL'S EXPRESS WRITTEN CONSENT.



FSC	FSB	FSA	CPU MHz	SRC MHz	PCI MHz
0	0	0	266	100	33.3
0	0	1	133	100	33.3
0	1	0	200	100	33.3
0	1	1	166	100	33.3
1	0	0	333	100	33.3
1	0	1	100	100	33.3
1	1	0	400	100	33.3



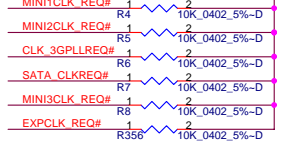
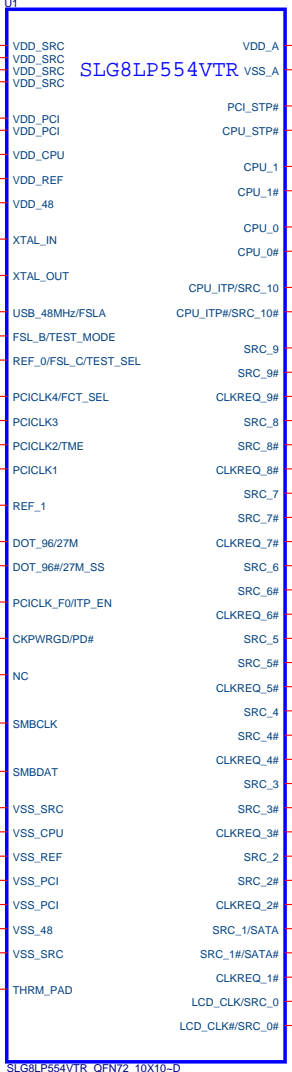

TME	PIN 32
0	overclocking enabled
1	overclocking disabled

ITP_EN	PIN 37
0	Pin 5/6 as SRC_10
1	Pin 5/6 as CPU_ITP

FCTSEL1	PIN43	PIN44	PIN47	PIN48
0=UMA	DOT96T	DOT96C	96/100M_T	96/100M_C
1=DIS	27M_out	27M SSout	SRCT0	SRCC0

0=UMA
1=Disc. GRFX down

Place crystal within 500 mils of CK505



DELL CONFIDENTIAL/PROPRIETARY

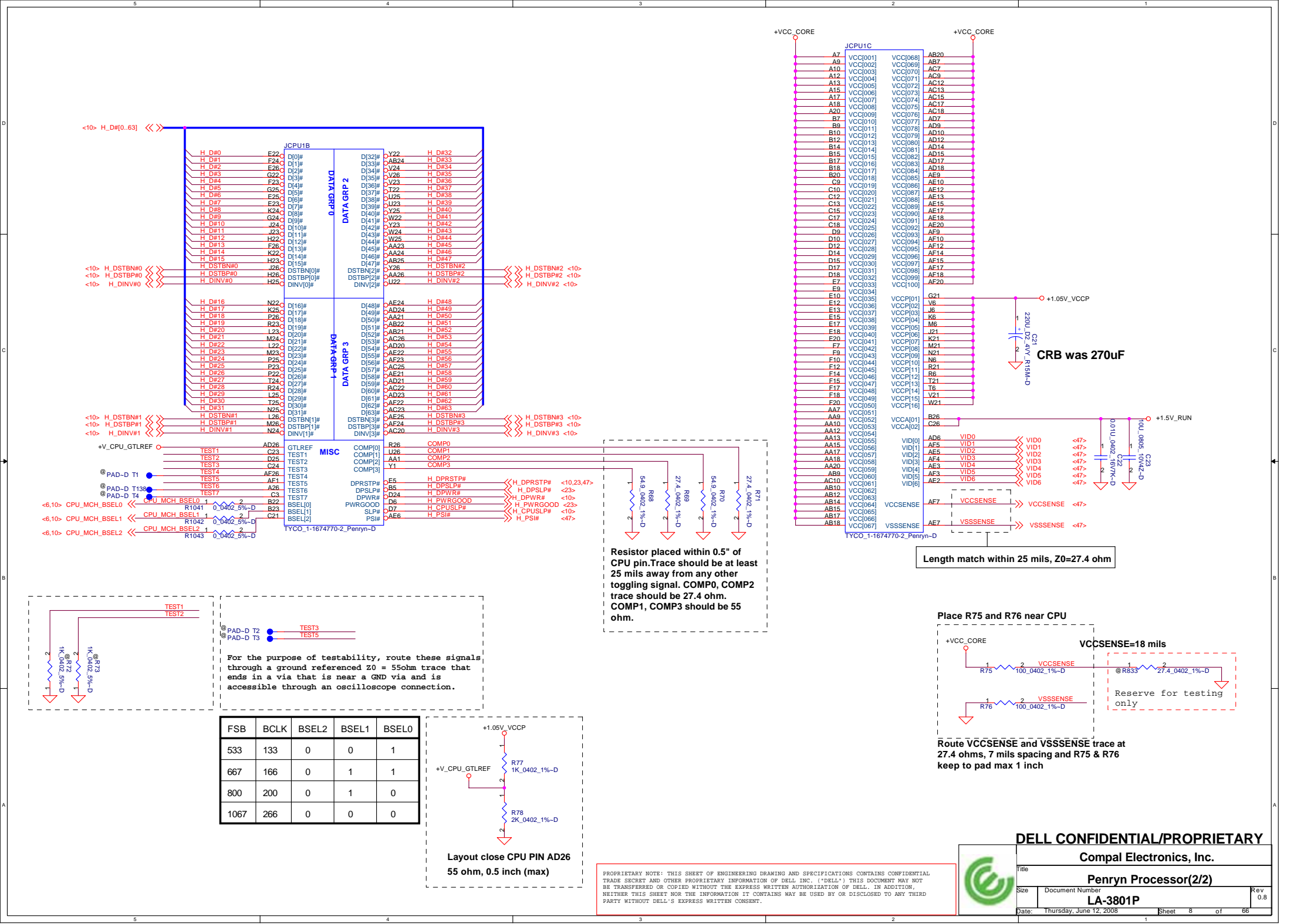
Compal Electronics, Inc.

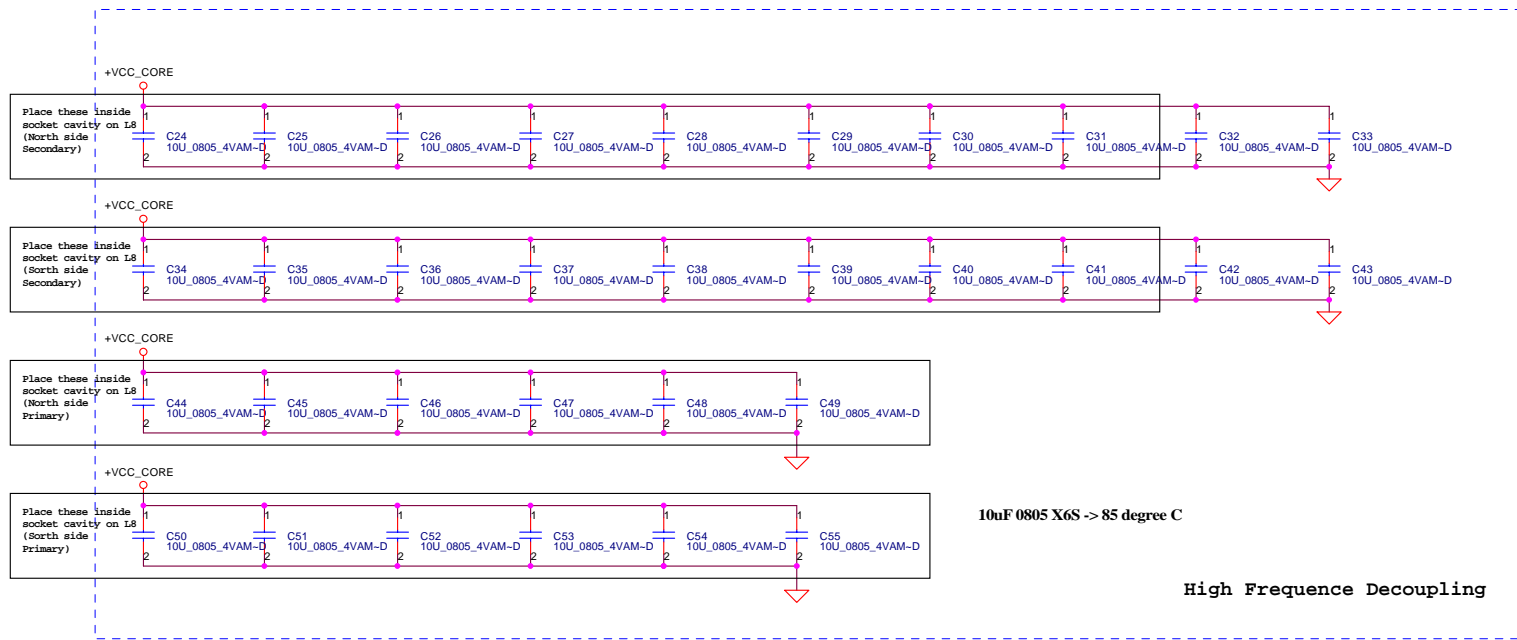
Clock Generator

LA-3801P

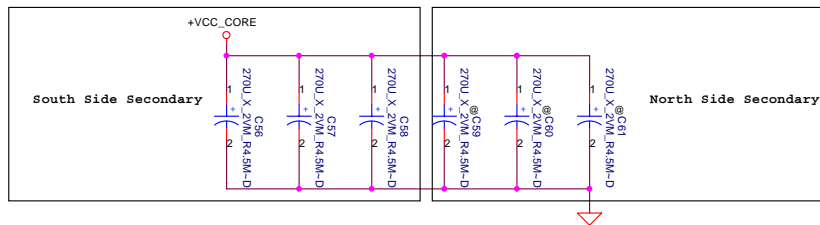
Date: Thursday, June 12, 2008 Sheet 6 of 66

PROPRIETARY NOTE: THIS SHEET OF ENGINEERING DRAWING AND SPECIFICATIONS CONTAINS CONFIDENTIAL TRADE SECRET AND OTHER PROPRIETARY INFORMATION OF DELL INC. ("DELL"). THIS DOCUMENT MAY NOT BE TRANSFERRED OR COPIED WITHOUT THE EXPRESS WRITTEN AUTHORIZATION OF DELL. IN ADDITION, NEITHER THIS SHEET NOR THE INFORMATION IT CONTAINS MAY BE USED BY OR DISCLOSED TO ANY THIRD PARTY WITHOUT DELL'S EXPRESS WRITTEN CONSENT.

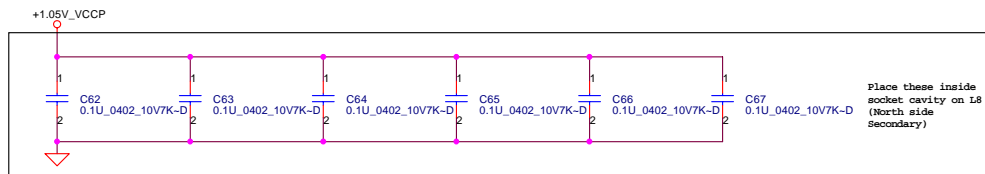




Near VCORE regulator.



ESR <= 1.5m ohm
Capacitor > 1320uF



DELL CONFIDENTIAL/PROPRIETARY

Compal Electronics, Inc.

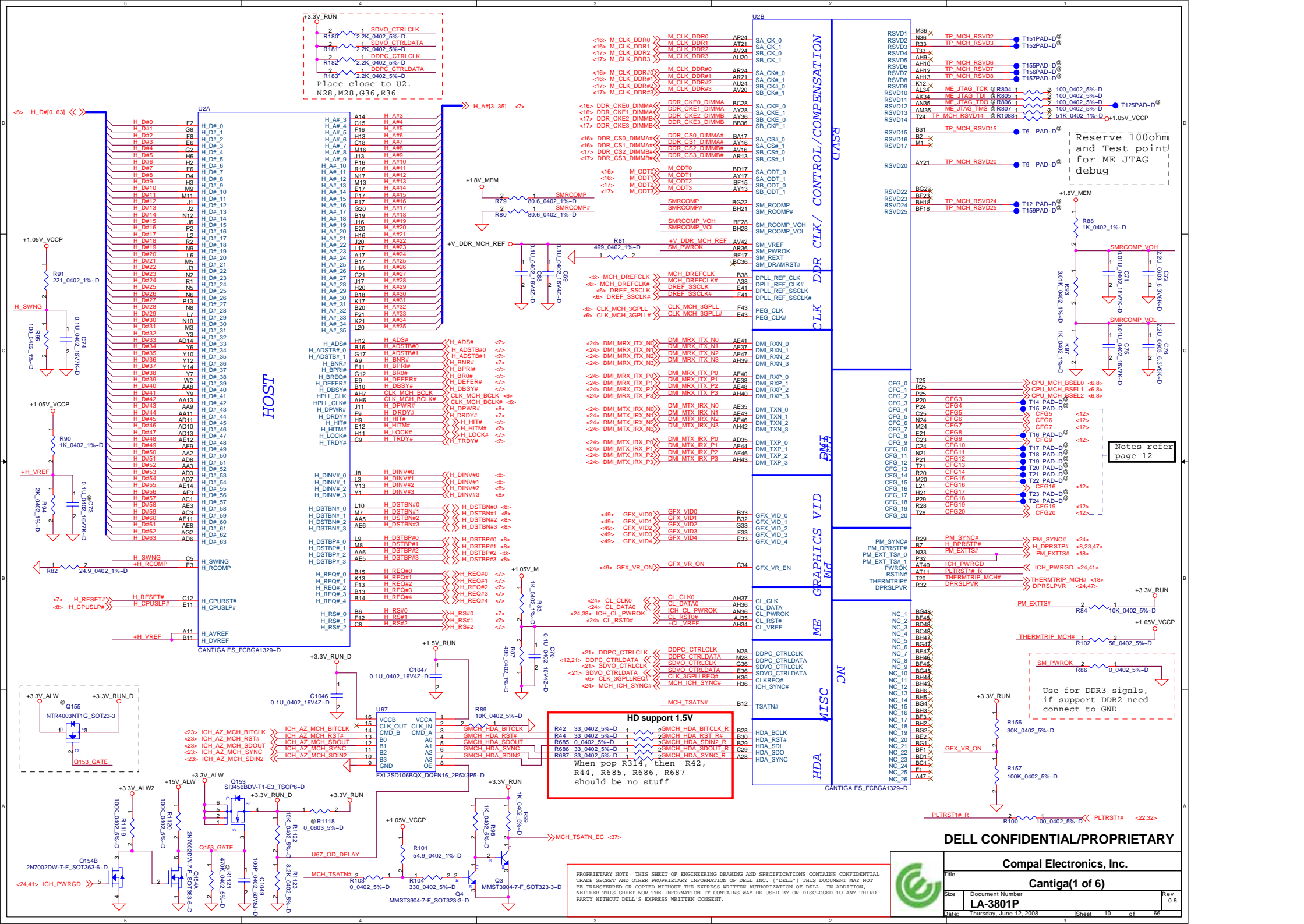
CPU Bypass

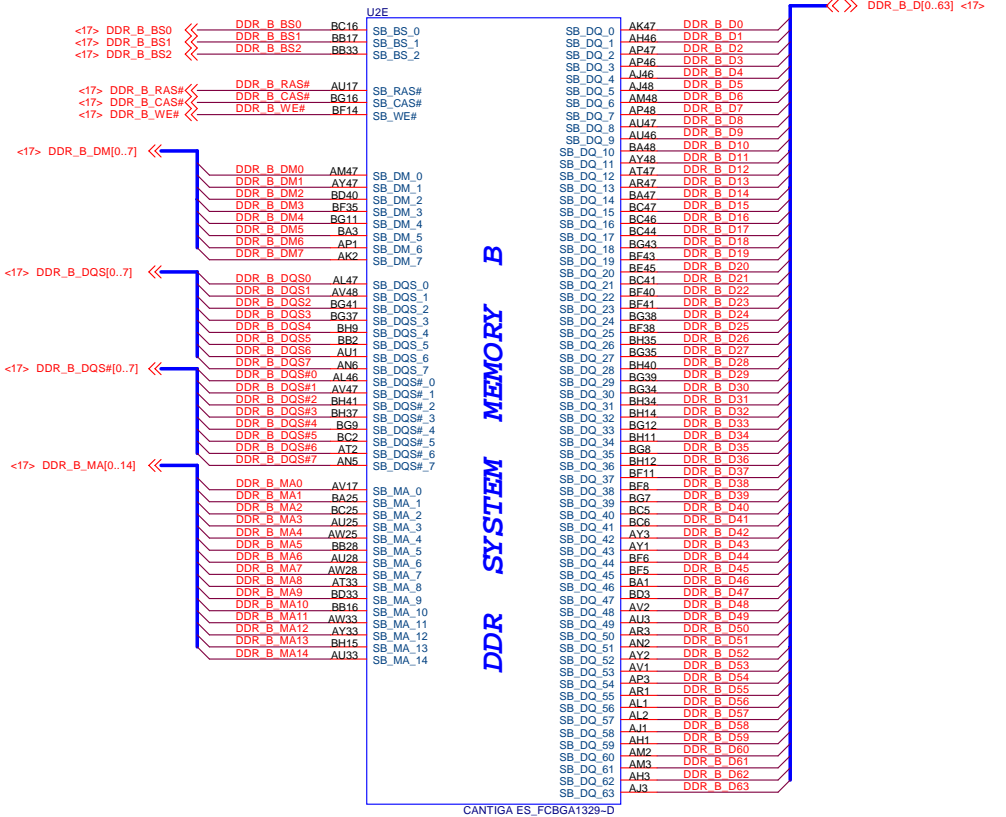
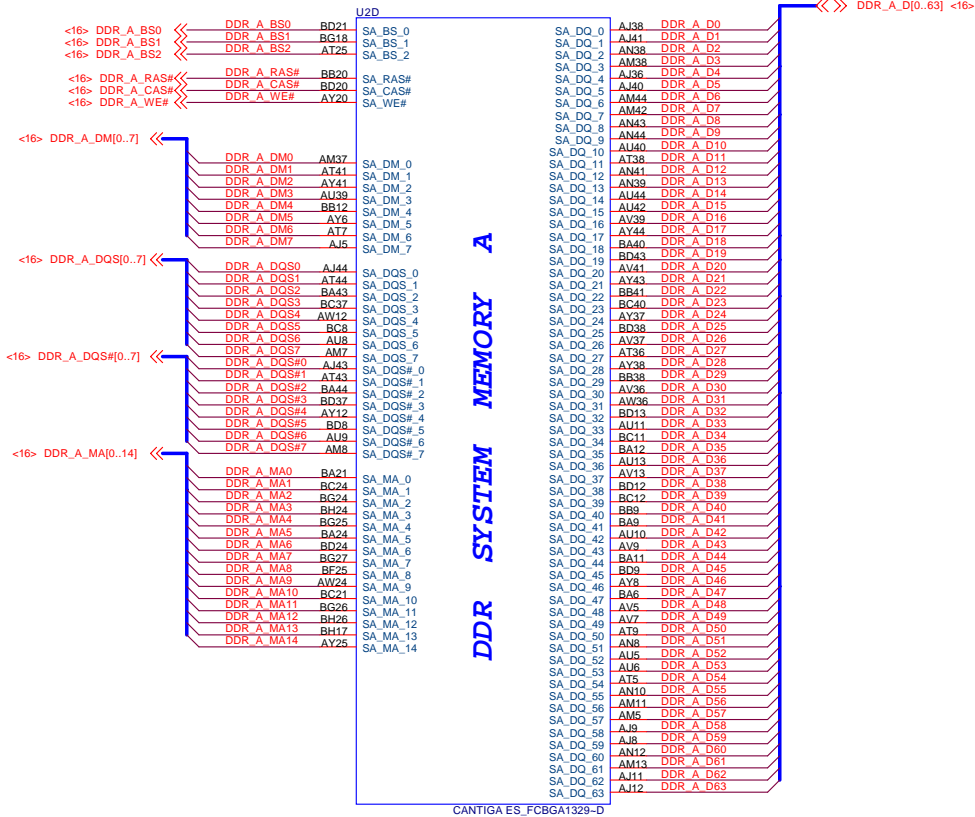
LA-3801P



PROPRIETARY NOTE: THIS SHEET OF ENGINEERING DRAWING AND SPECIFICATIONS CONTAINS CONFIDENTIAL TRADE SECRET AND OTHER PROPRIETARY INFORMATION OF DELL INC. ("DELL"). THIS DOCUMENT MAY NOT BE TRANSMITTED OR COPIED WITHOUT THE EXPRESS WRITTEN AUTHORIZATION OF DELL. IN ADDITION, NEITHER THIS SHEET NOR THE INFORMATION IT CONTAINS MAY BE USED BY OR DISCLOSED TO ANY THIRD PARTY WITHOUT DELL'S EXPRESS WRITTEN CONSENT.

Title	Document Number	Rev
LA-3801P	9	0.8
Date: Thursday, June 12, 2008	Sheet	of 66





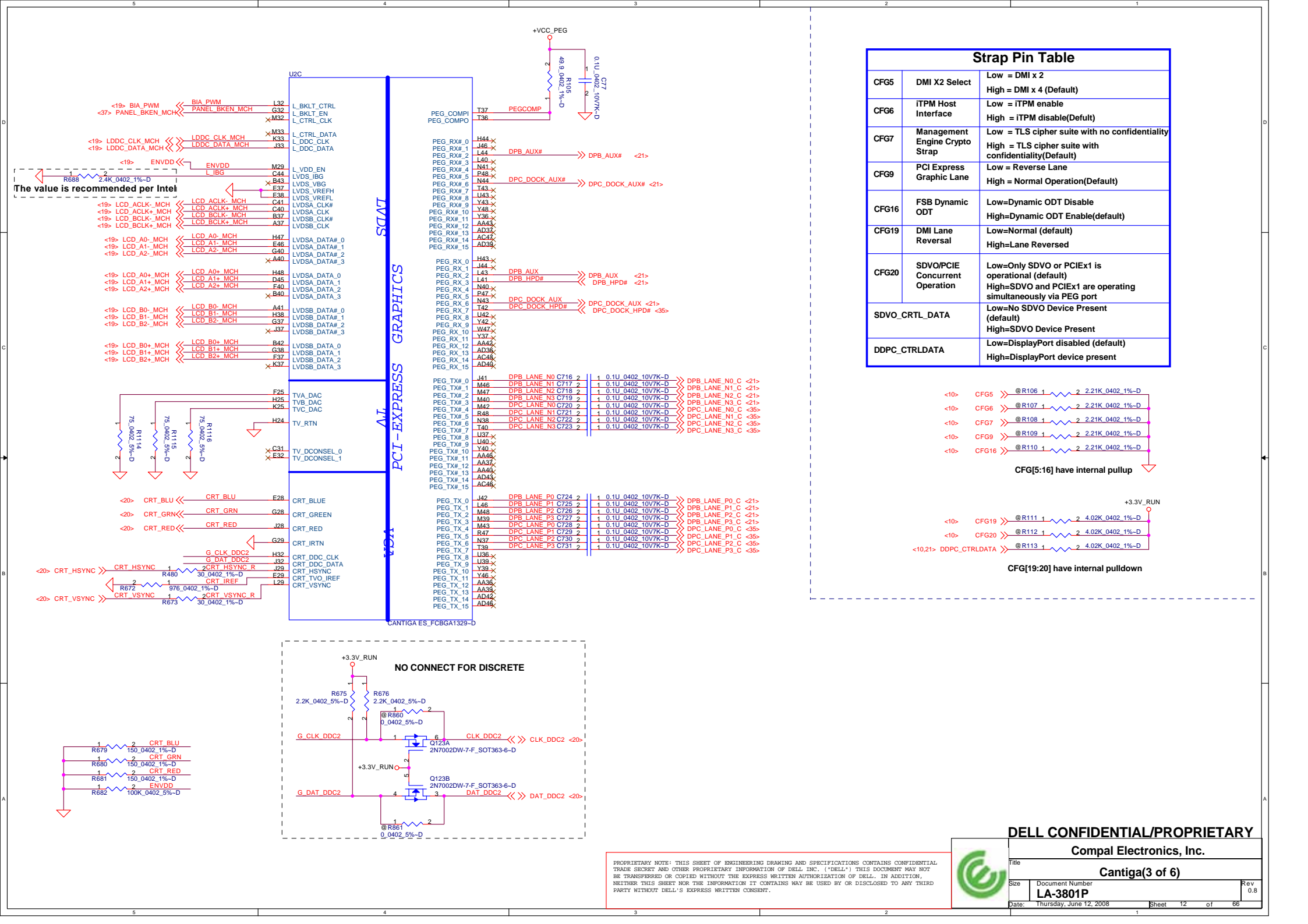
PROPRIETARY NOTE: THIS SHEET OF ENGINEERING DRAWING AND SPECIFICATIONS CONTAINS CONFIDENTIAL TRADE SECRET AND OTHER PROPRIETARY INFORMATION OF DELL INC. ("DELL"). THIS DOCUMENT MAY NOT BE TRANSMITTED OR COPIED WITHOUT THE EXPRESS WRITTEN AUTHORIZATION OF DELL. IN ADDITION, NEITHER THIS SHEET NOR THE INFORMATION IT CONTAINS MAY BE USED BY OR DISCLOSED TO ANY THIRD PARTY WITHOUT DELL'S EXPRESS WRITTEN CONSENT.



DELL CONFIDENTIAL/PROPRIETARY


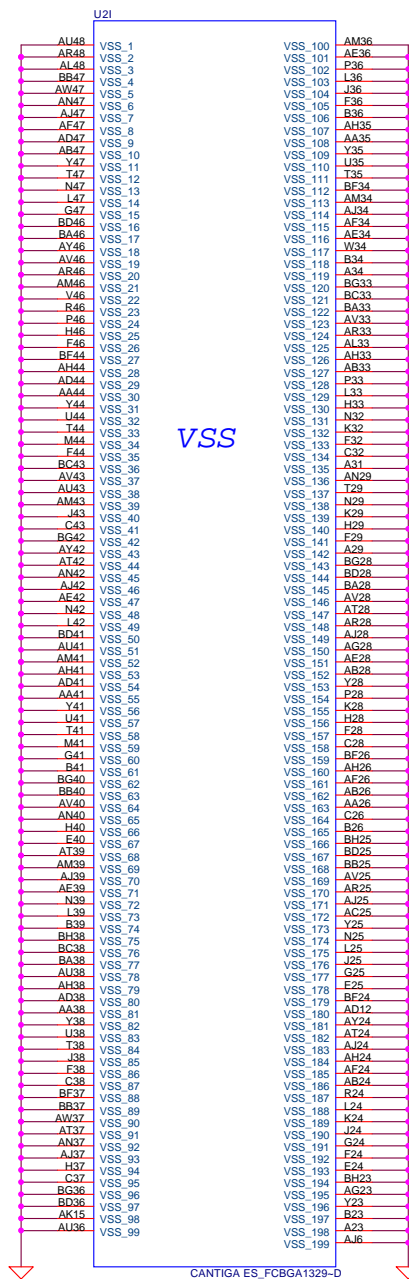
Compal Electronics, Inc.

Title		Cantiga(2 of 6)	
Size	Document Number	Rev	
	LA-3801P	0.8	
Date:	Thursday, June 12, 2008	Sheet	11 of 66



PROPRIETARY NOTE: THIS SHEET OF ENGINEERING DRAWING AND SPECIFICATIONS CONTAINS CONFIDENTIAL TRADE SECRET AND OTHER PROPRIETARY INFORMATION OF DELL INC. ("DELL") THIS DOCUMENT MAY NOT BE TRANSFERRED OR COPIED WITHOUT THE EXPRESS WRITTEN AUTHORIZATION OF DELL. IN ADDITION, NEITHER THIS SHEET NOR THE INFORMATION IT CONTAINS MAY BE USED BY OR DISCLOSED TO ANY THIRD PARTY WITHOUT DELL'S EXPRESS WRITTEN CONSENT.





PROPRIETARY NOTE: THIS SHEET OF ENGINEERING DRAWING AND SPECIFICATIONS CONTAINS CONFIDENTIAL TRADE SECRET AND OTHER PROPRIETARY INFORMATION OF DELL INC. ("DELL"). THIS DOCUMENT MAY NOT BE TRANSFERRED OR COPIED WITHOUT THE EXPRESS WRITTEN AUTHORIZATION OF DELL. IN ADDITION, NEITHER THIS SHEET NOR THE INFORMATION IT CONTAINS MAY BE USED BY OR DISCLOSED TO ANY THIRD PARTY WITHOUT DELL'S EXPRESS WRITTEN CONSENT.

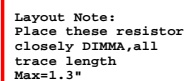
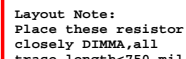
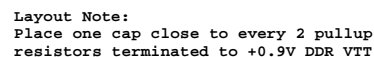
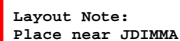


DELL CONFIDENTIAL/PROPRIETARY

Compal Electronics, Inc.

Title Cantiga(6 of 6)

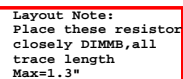
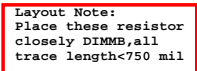
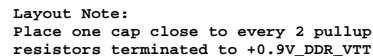
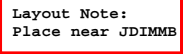
Size	Document Number LA-3801P	Rev 0.8
Date:	Thursday, June 12, 2008	Sheet 15 of 66



Rev	0.8
-----	-----

PROPRIETARY NOTE: THIS SHEET OF ENGINEERING DRAWING AND SPECIFICATIONS CONTAINS CONFIDENTIAL TRADE SECRET AND OTHER PROPRIETARY INFORMATION OF DELL INC. ("DELL"). THIS DOCUMENT MAY NOT BE TRANSFERRED OR COPIED WITHOUT THE EXPRESS WRITTEN AUTHORIZATION OF DELL. IN ADDITION, NEITHER THIS SHEET NOR THE INFORMATION IT CONTAINS MAY BE USED BY OR DISCLOSED TO ANY THIRD PARTY WITHOUT DELL'S EXPRESS WRITTEN CONSENT.

Title		DDRII-SODIMM SLOT1	
Size	Document Number LA-3801P		
Date:	Thursday, June 12, 2008	Sheet	16 of 66



Compal Electronics, Inc.

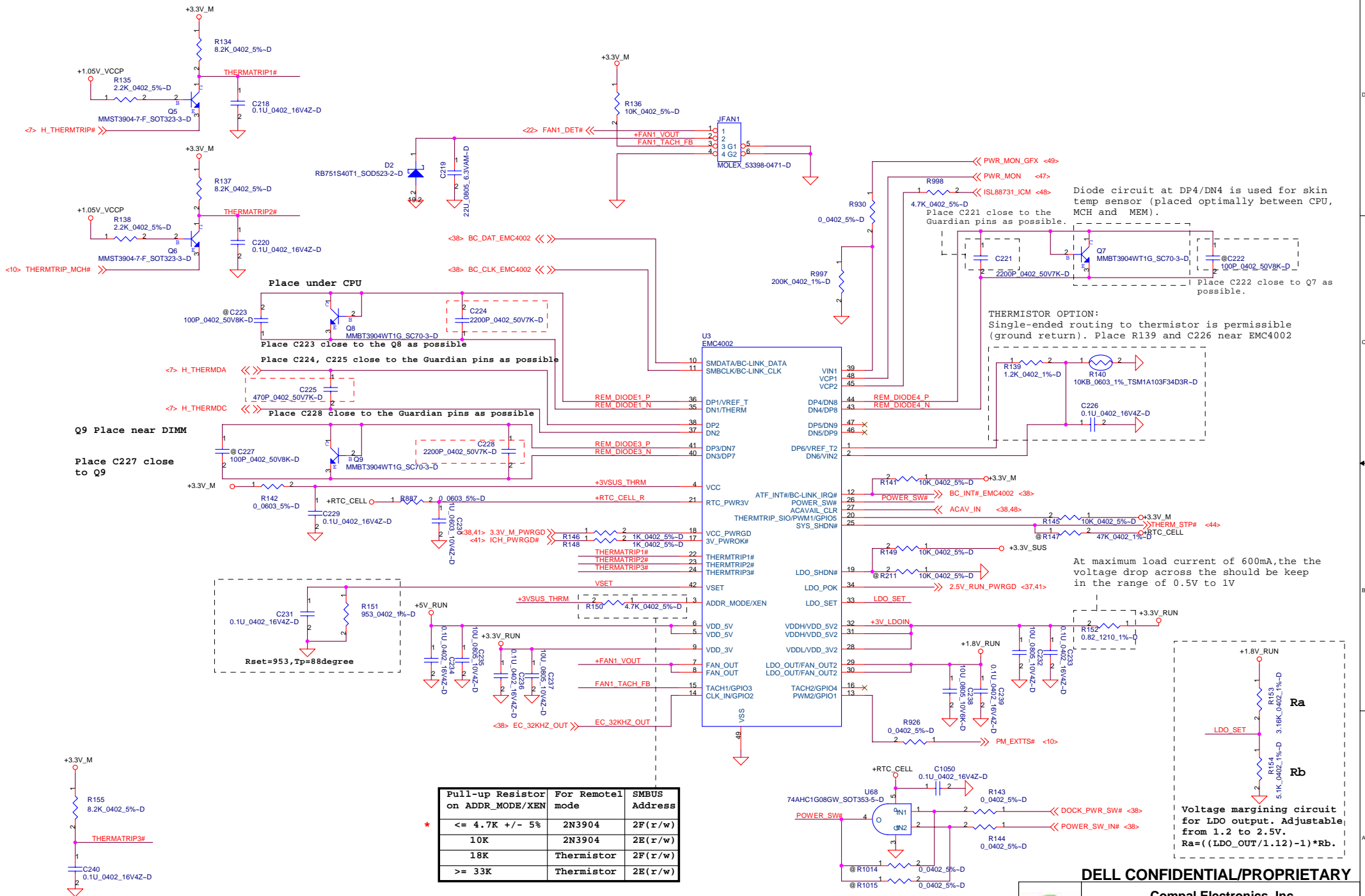
DDRII-SODIMM SLOT2

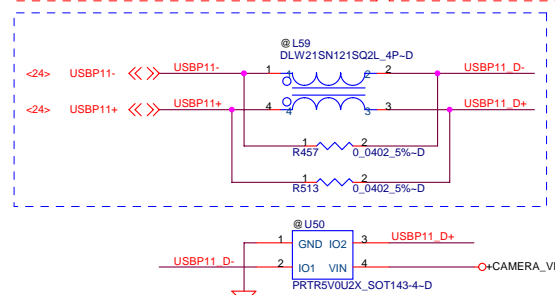
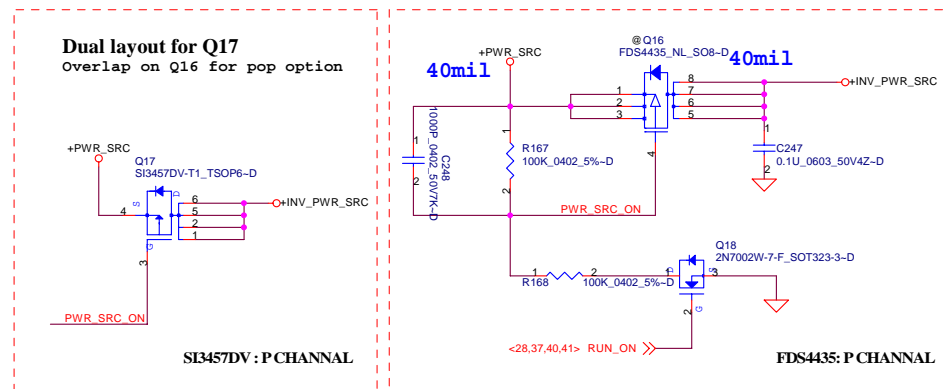
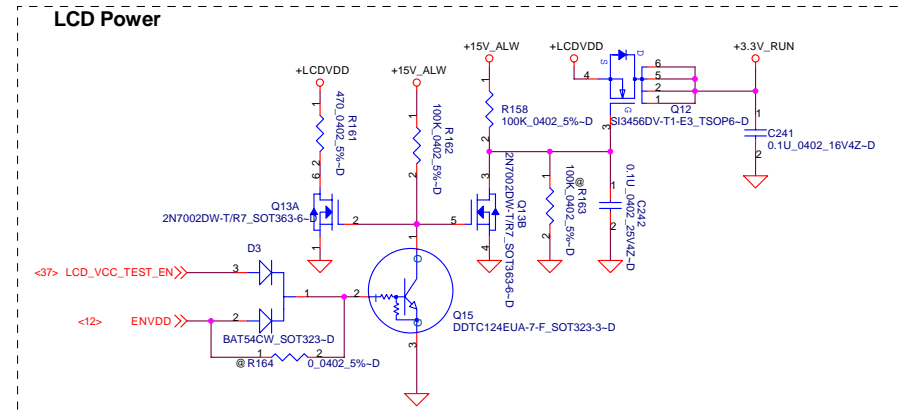
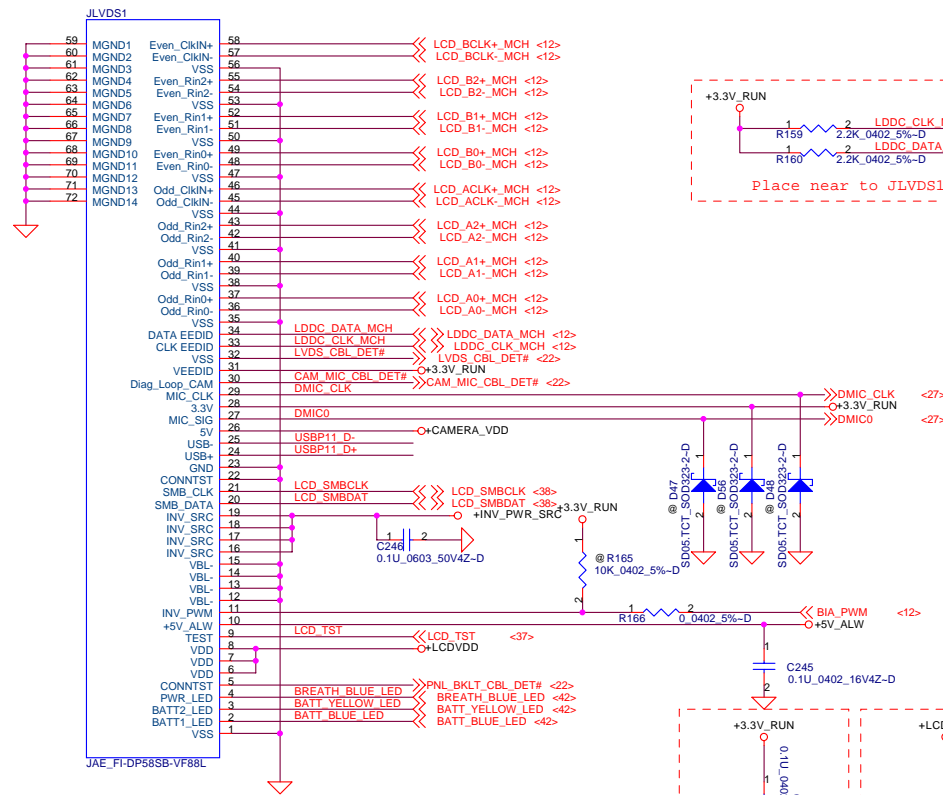
LA-3801P

Rev	0.8
-----	-----

Date: Thursday, June 12, 2008

Sheet 17 of 66





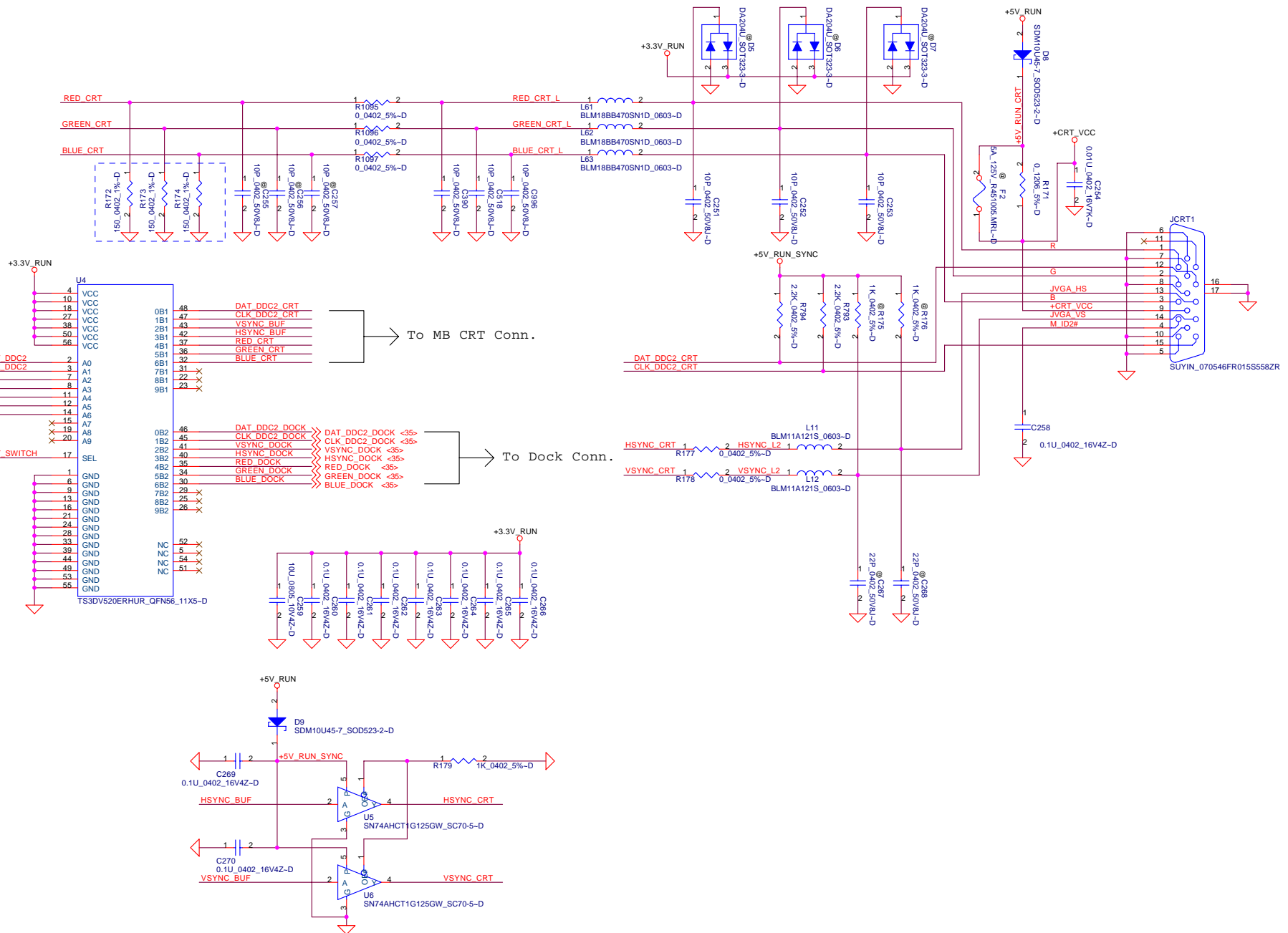
DELL CONFIDENTIAL/PROPRIETARY



Compal Electronics, Inc.			
LVDS Conn			
File	Document Number	Rev	
	LA-3801P	0.8	
Date	Thursday, June 12, 2008	Sheet	19 of 66

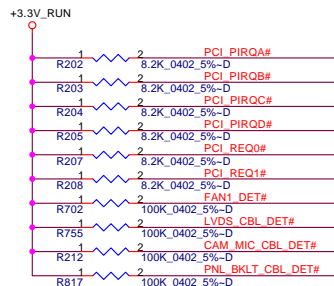
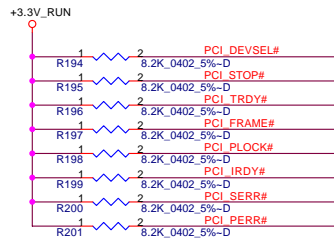
PROPRIETARY NOTE: THIS SHEET OF ENGINEERING DRAWING AND SPECIFICATIONS CONTAINS CONFIDENTIAL TRADE SECRET AND OTHER PROPRIETARY INFORMATION OF DELL INC. ("DELL") THIS DOCUMENT MAY NOT BE TRANSFERRED OR COPIED WITHOUT THE EXPRESS WRITTEN AUTHORIZATION OF DELL. IN ADDITION, NEITHER THIS SHEET NOR THE INFORMATION IT CONTAINS MAY BE USED BY OR DISCLOSED TO ANY THIRD PARTY WITHOUT DELL'S EXPRESS WRITTEN CONSENT.

SEL	CRT
0	MB
1	APR/SPR



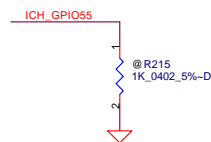
PROPRIETARY NOTE: THIS SHEET OF ENGINEERING DRAWING AND SPECIFICATIONS CONTAINS CONFIDENTIAL TRADE SECRET AND OTHER PROPRIETARY INFORMATION OF DELL INC. ("DELL") THIS DOCUMENT MAY NOT BE TRANSFERRED OR COPIED WITHOUT THE EXPRESS WRITTEN AUTHORIZATION OF DELL. IN ADDITION, NEITHER THIS SHEET NOR THE INFORMATION IT CONTAINS MAY BE USED BY OR DISCLOSED TO ANY THIRD PARTY WITHOUT DELL'S EXPRESS WRITTEN CONSENT.

DELL CONFIDENTIAL/PROPRIETARY			
Compal Electronics, Inc.			
Title	CRT/Video switch		
Size	Document Number	Rev	
	LA-3801P	0.8	
Date:	Thursday, June 12, 2008	Sheet	20 of 66

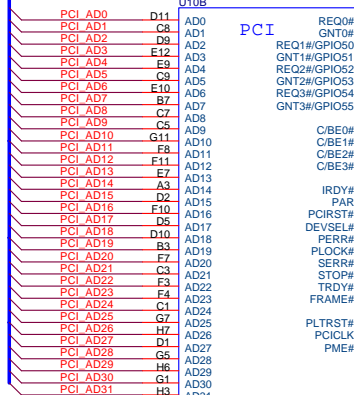


<31> PCI_AD[0..31] <<>>

<31> PCI_PIRQB#
<31> PCI_PIRQC#
<31> PCI_PIRQD#

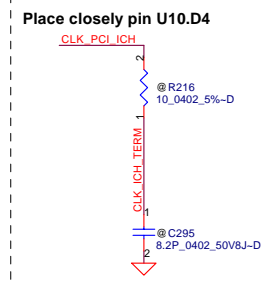
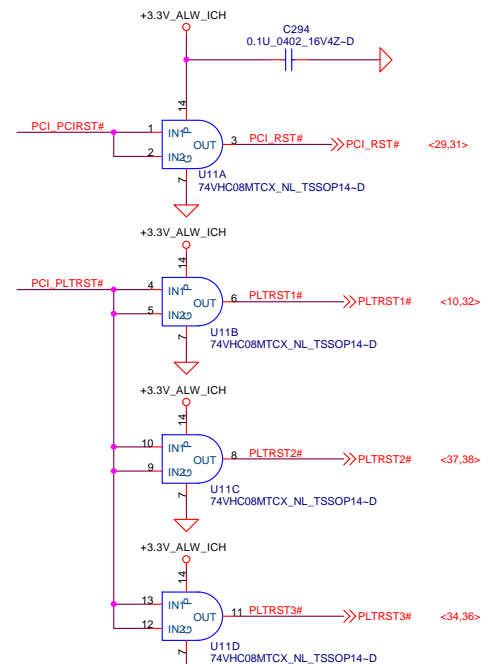
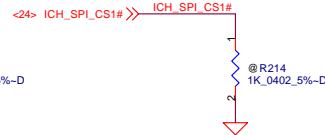
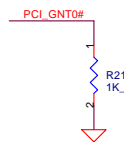


U10B
PCI



Interrupt I/F

ICH9M REV 1.0



A16 away override strap.	
PCI_GNT3#/(MDC_RST_DIS#)	Low = A16 swap override enabled. High = Default.

Boot BIOS Strap		
PCI_GNT0#	SPI_CS1#	Boot BIOS Location
0	1	SPI
1	0	PCI
1	1	LPC

DELL CONFIDENTIAL/PROPRIETARY

Compal Electronics, Inc.

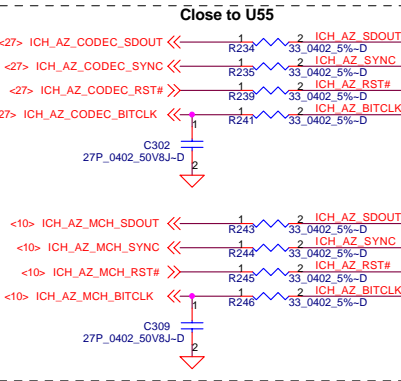
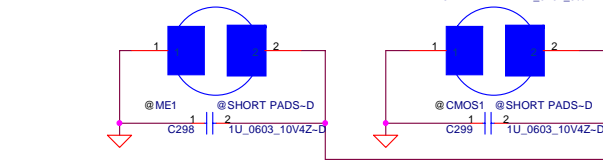
ICH9-M(1/4)

Size	Document Number	Rev
	LA-3801P	0.8
Date:	Thursday, June 12, 2008	Sheet 22 of 66

PROPRIETARY NOTE: THIS SHEET OF ENGINEERING DRAWING AND SPECIFICATIONS CONTAINS CONFIDENTIAL TRADE SECRET AND OTHER PROPRIETARY INFORMATION OF DELL INC. ("DELL") THIS DOCUMENT MAY NOT BE TRANSFERRED OR COPIED WITHOUT THE EXPRESS WRITTEN AUTHORIZATION OF DELL. IN ADDITION, NEITHER THIS SHEET NOR THE INFORMATION IT CONTAINS MAY BE USED BY OR DISCLOSED TO ANY THIRD PARTY WITHOUT DELL'S EXPRESS WRITTEN CONSENT.

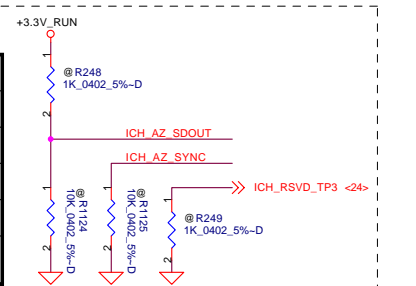
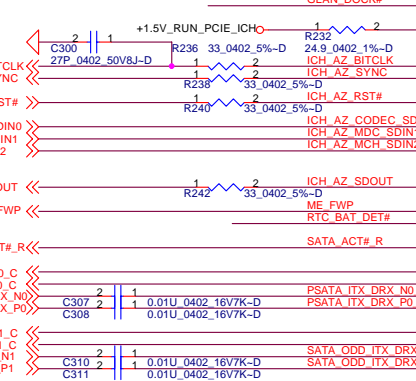
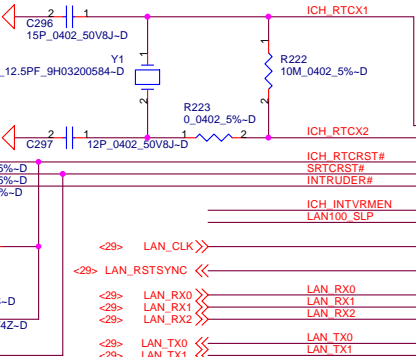
CMOS_CLR1	CMOS setting
Shunt	Clear CMOS
Open	Keep CMOS

ME_CLR1	TPM setting
Shunt	Clear ME RTC Registers
Open	Keep ME RTC Registers



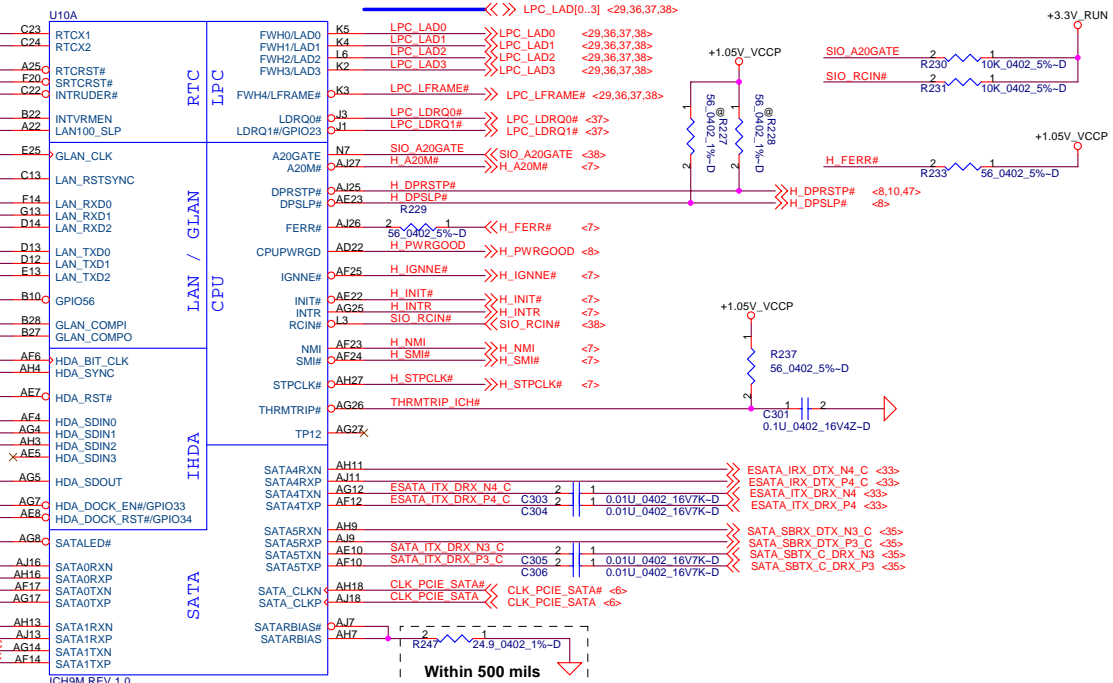
XOR Chain Entrance Strap		
ICH_RSVD_TP3	HDA SDOUT	Description
0	0	RSVD
0	1	Enter XOR Chain
1	0	Normal Operation (Default)
1	1	Set PCIE port config bit 1

Package
9.6X4.06 mm



ICH9M Internal VR Enable Strap (Internal VR for VccSus1.05, VccSus1.5, VccCL1.5)	
ICH_INTVRMEN	Low = Internal VR Disabled High = Internal VR Enabled(Default)

ICH9M LAN100 SLP Strap (Internal VR for VccLAN1.05 and VccCL1.05)	
ICH_LAN100_SLP	Low = Internal VR Disabled High = Internal VR Enabled(Default)



PROPRIETARY NOTE: THIS SHEET OF ENGINEERING DRAWING AND SPECIFICATIONS CONTAINS CONFIDENTIAL TRADE SECRET AND OTHER PROPRIETARY INFORMATION OF DELL INC. ("DELL"). THIS DOCUMENT MAY NOT BE TRANSFERRED OR COPIED WITHOUT THE EXPRESS WRITTEN AUTHORIZATION OF DELL. IN ADDITION, NEITHER THIS SHEET NOR THE INFORMATION IT CONTAINS MAY BE USED BY OR DISCLOSED TO ANY THIRD PARTY WITHOUT DELL'S EXPRESS WRITTEN CONSENT.



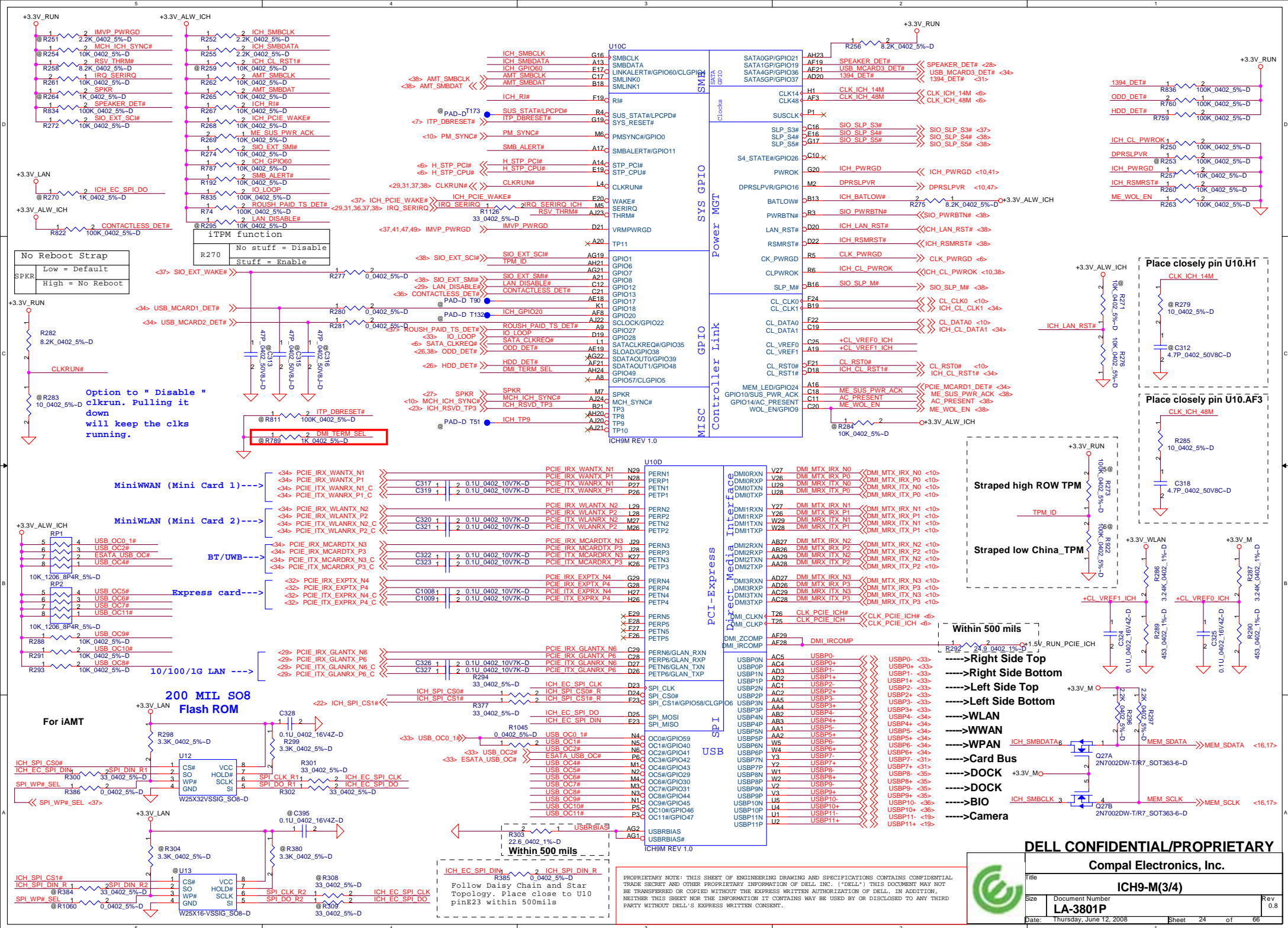
DELL CONFIDENTIAL/PROPRIETARY

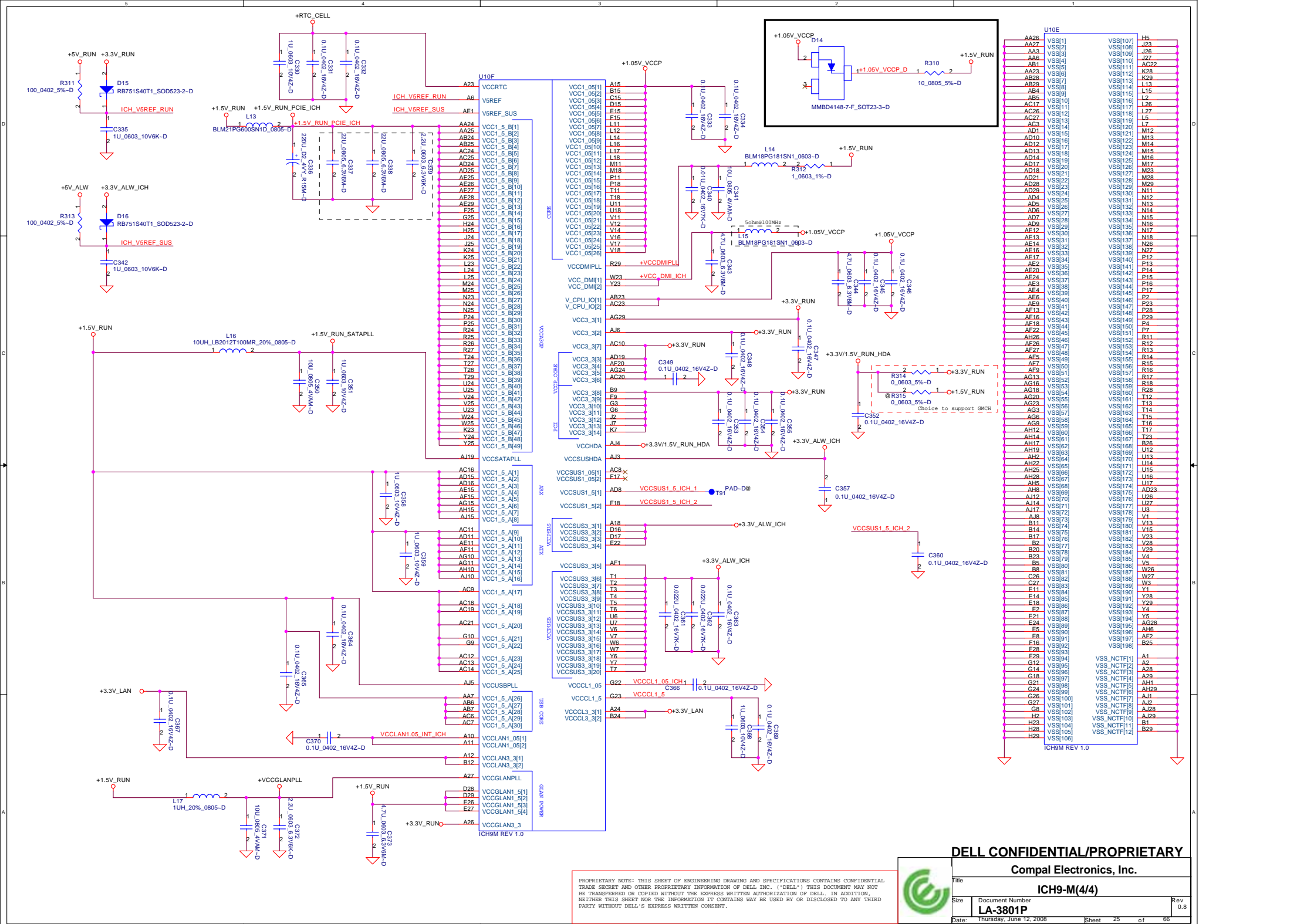
Compal Electronics, Inc.

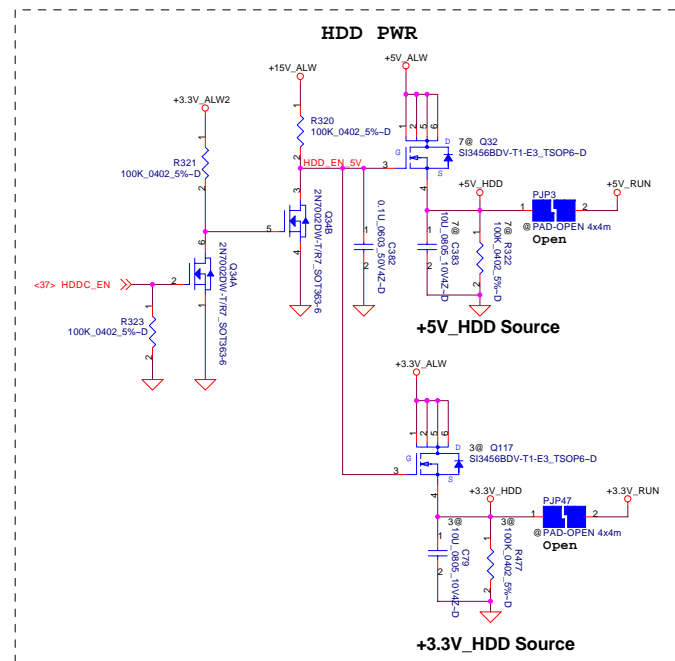
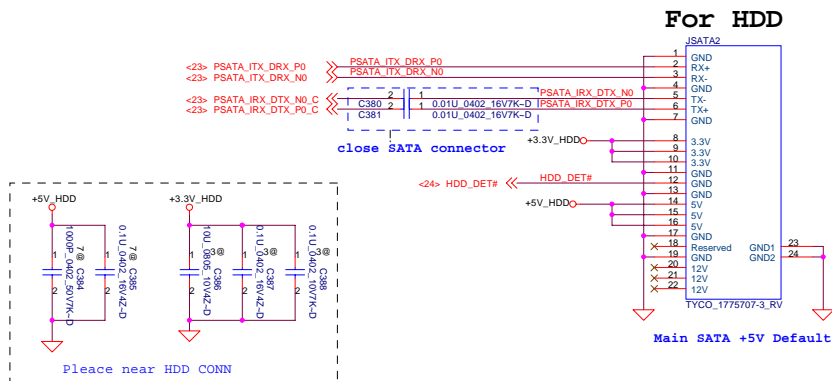
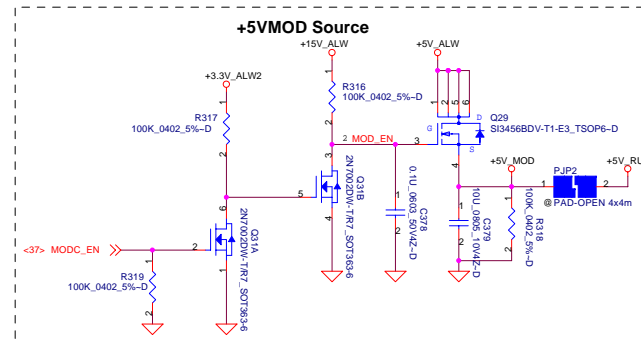
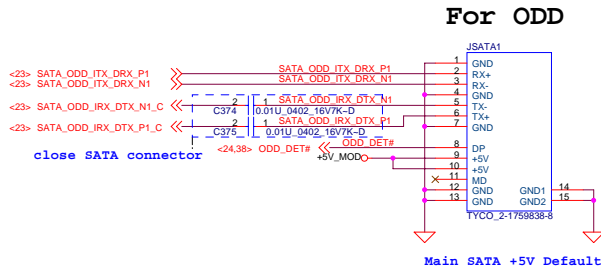
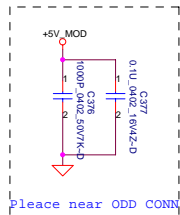
ICH9-M(2/4)

Size Document Number
LA-3801P

Date: Thursday, June 12, 2008 Sheet 23 of 66 Rev 0.8







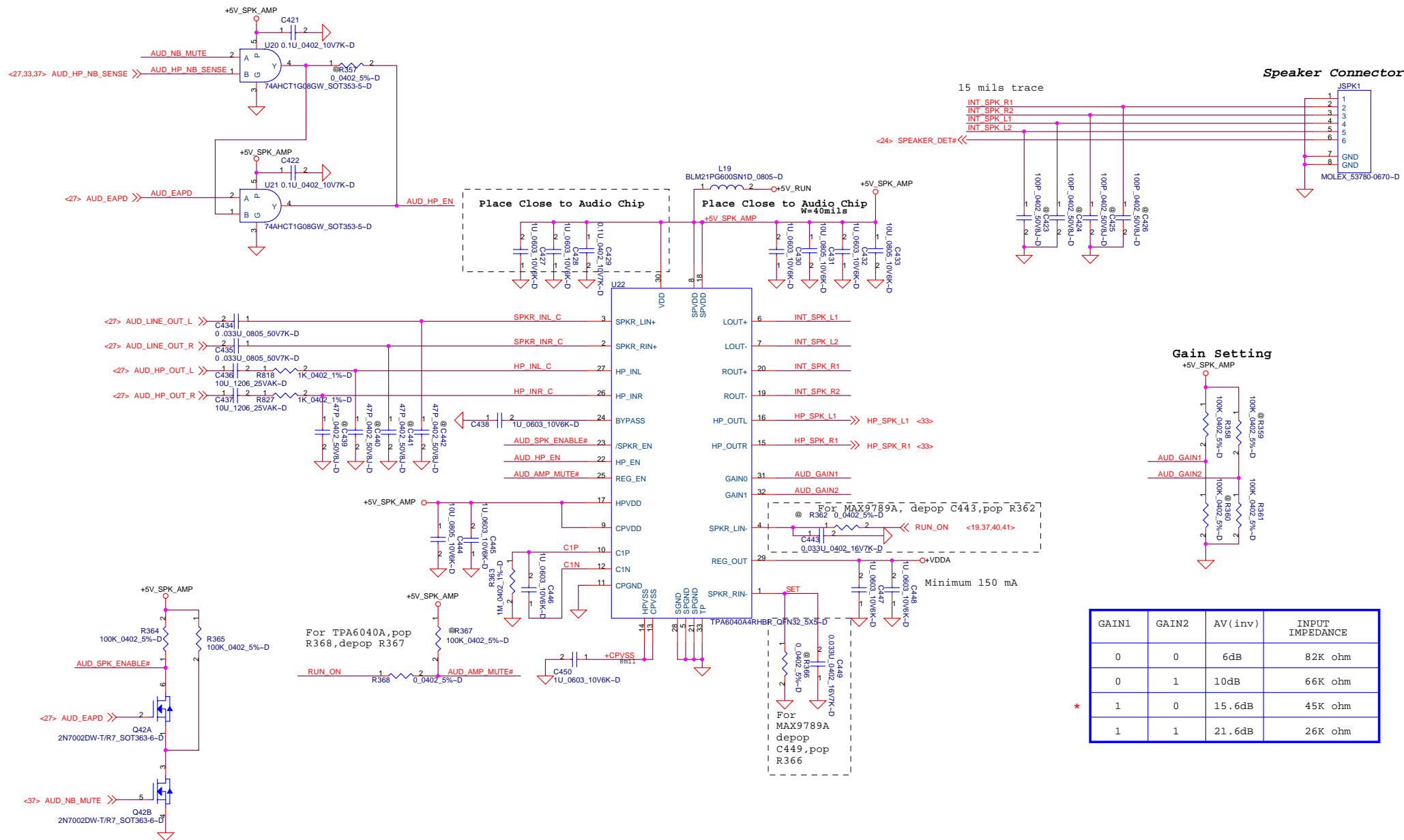
PROPRIETARY NOTE: THIS SHEET OF ENGINEERING DRAWING AND SPECIFICATIONS CONTAINS CONFIDENTIAL TRADE SECRET AND OTHER PROPRIETARY INFORMATION OF DELL INC. ("DELL") THIS DOCUMENT MAY NOT BE TRANSFERRED OR COPIED WITHOUT THE EXPRESS WRITTEN AUTHORIZATION OF DELL. IN ADDITION, NEITHER THIS SHEET NOR THE INFORMATION IT CONTAINS MAY BE USED BY OR DISCLOSED TO ANY THIRD PARTY WITHOUT DELL'S EXPRESS WRITTEN CONSENT.

DELL CONFIDENTIAL/PROPRIETARY

Compal Electronics, Inc.

File	ODD/HDD CONNECTOR		
Size	Document Number	LA-3801P	Rev 0.8
Date:	Thursday, June 12, 2008	Sheet 26	of 66

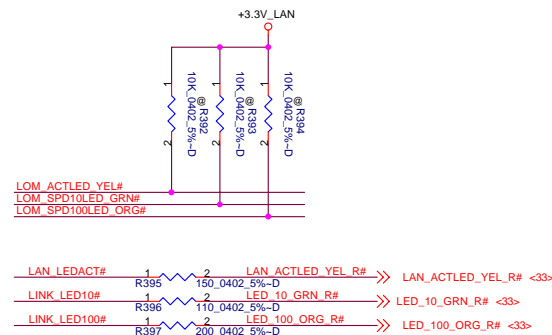
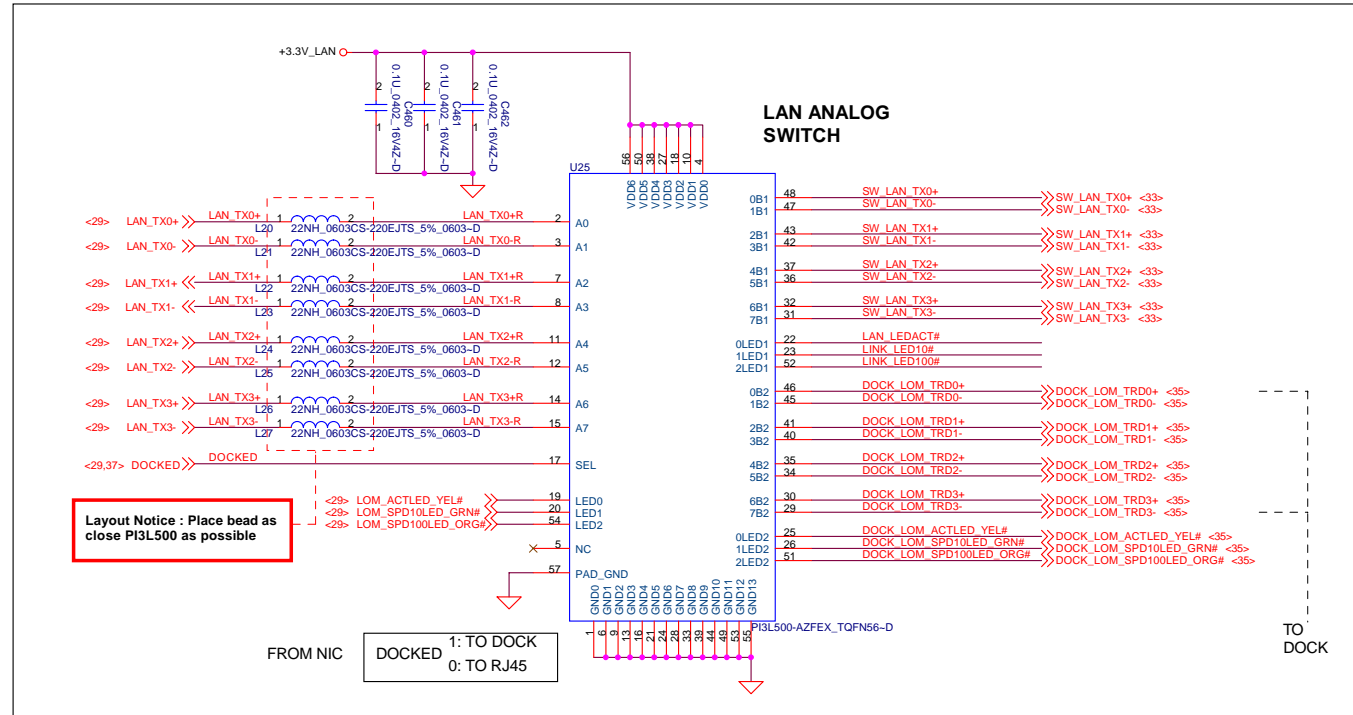




DELL CONFIDENTIAL/PROPRIETARY

Compal Electronics, Inc.			
Title	AMP and PHONE JACK		
Size	Document Number	Rev	
	LA-3801P	0.8	
Date	Thursday, June 12, 2008	Sheet	28 of 66

PROPRIETARY NOTE: THIS SHEET OF ENGINEERING DRAWING AND SPECIFICATIONS CONTAINS CONFIDENTIAL TRADE SECRET AND OTHER PROPRIETARY INFORMATION OF DELL INC. ('DELL'). THIS DOCUMENT MAY NOT BE TRANSFERRED OR COPIED WITHOUT THE EXPRESS WRITTEN AUTHORIZATION OF DELL. IN ADDITION, NEITHER THIS SHEET NOR THE INFORMATION IT CONTAINS MAY BE USED BY OR DISCLOSED TO ANY THIRD PARTY WITHOUT DELL'S EXPRESS WRITTEN CONSENT.



DELL CONFIDENTIAL/PROPRIETARY

Compal Electronics, Inc.

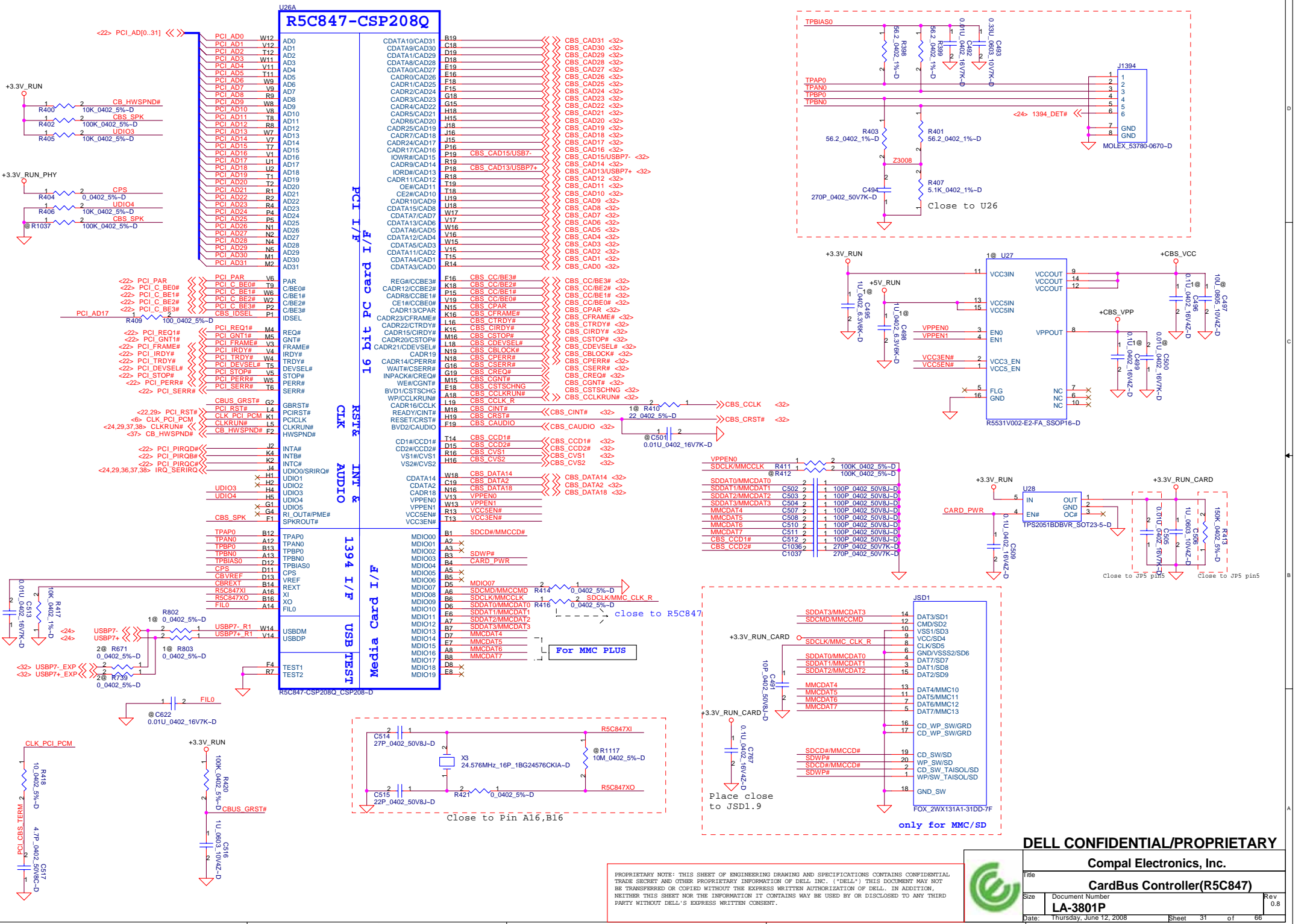
LAN TRANSFORMER

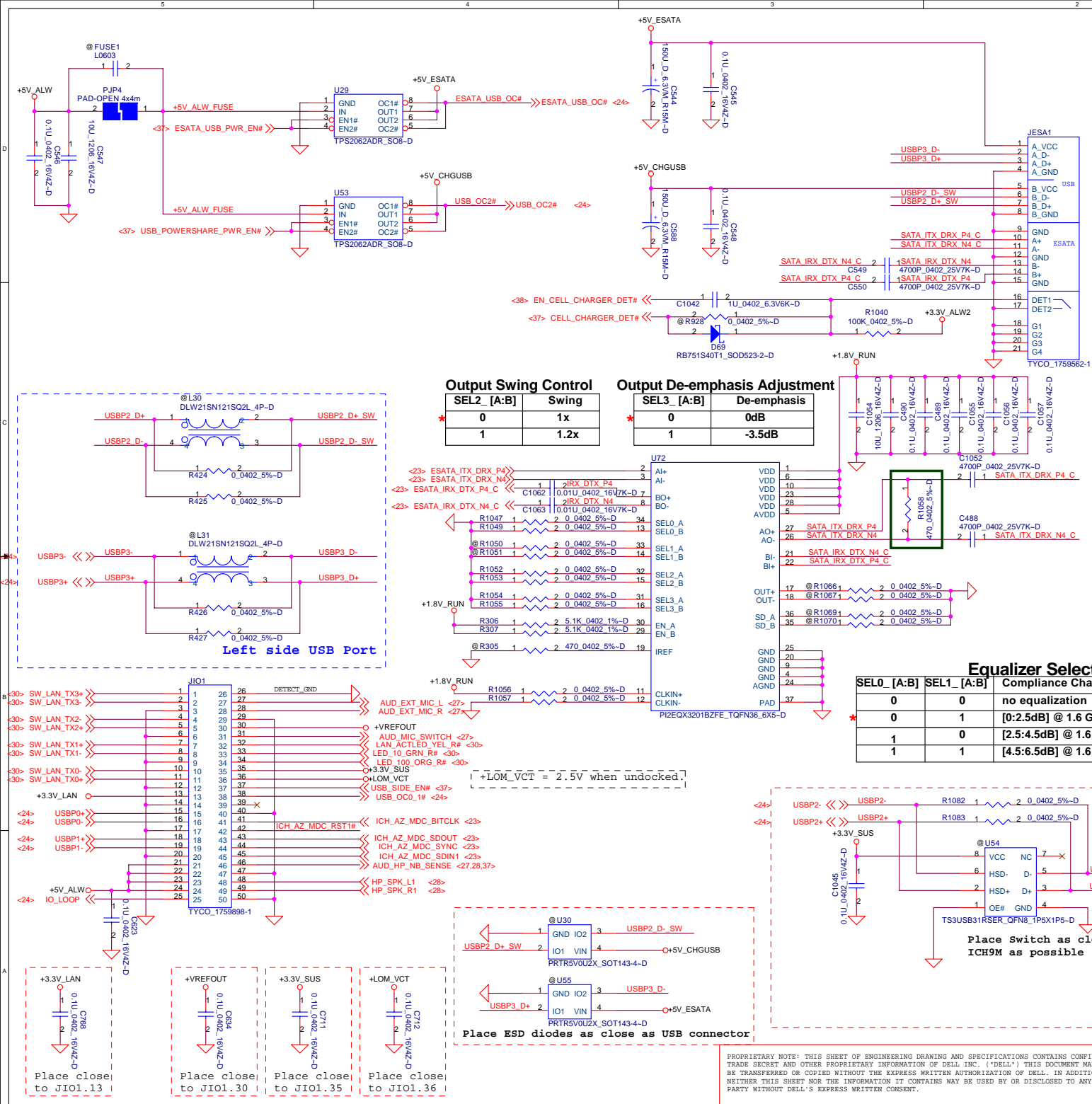
LA-3801P

Date: Thursday, June 12, 2008

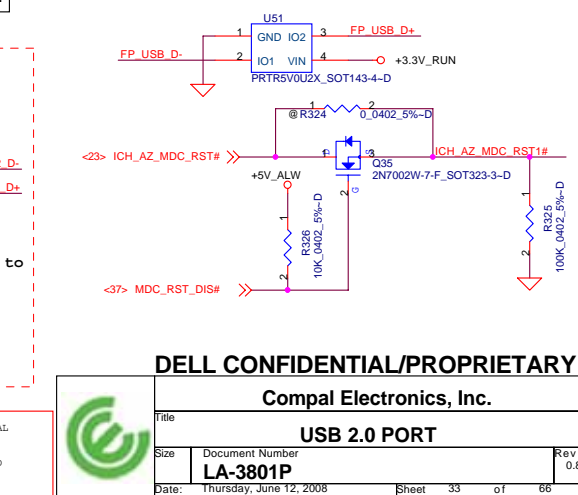
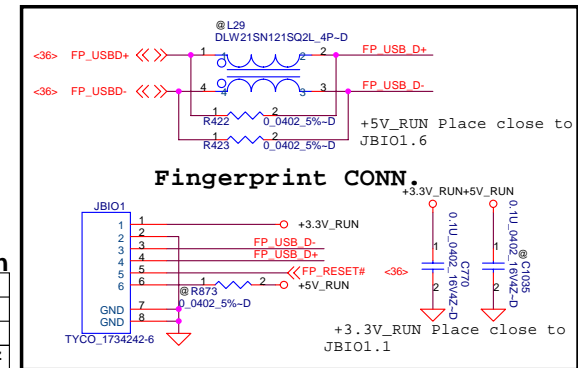
Sheet 30 of 66

PROPRIETARY NOTE: THIS SHEET OF ENGINEERING DRAWING AND SPECIFICATIONS CONTAINS CONFIDENTIAL TRADE SECRET AND OTHER PROPRIETARY INFORMATION OF DELL INC. ("DELL") THIS DOCUMENT MAY NOT BE TRANSFERRED OR COPIED WITHOUT THE EXPRESS WRITTEN AUTHORIZATION OF DELL. IN ADDITION, NEITHER THIS SHEET NOR THE INFORMATION IT CONTAINS MAY BE USED BY OR DISCLOSED TO ANY THIRD PARTY WITHOUT DELL'S EXPRESS WRITTEN CONSENT.

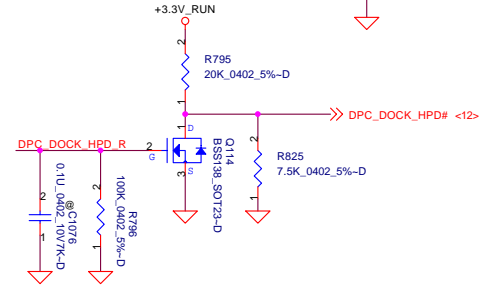
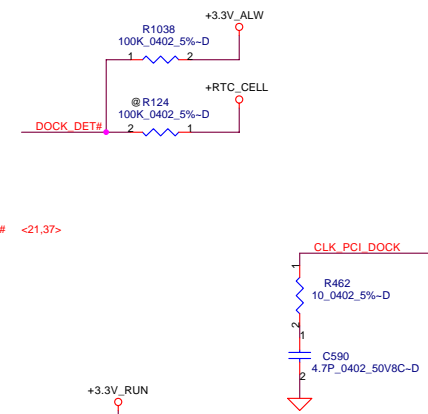
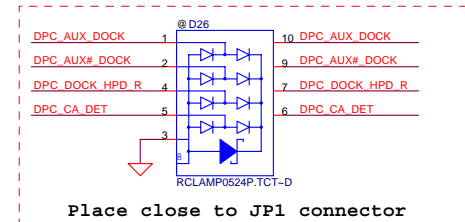
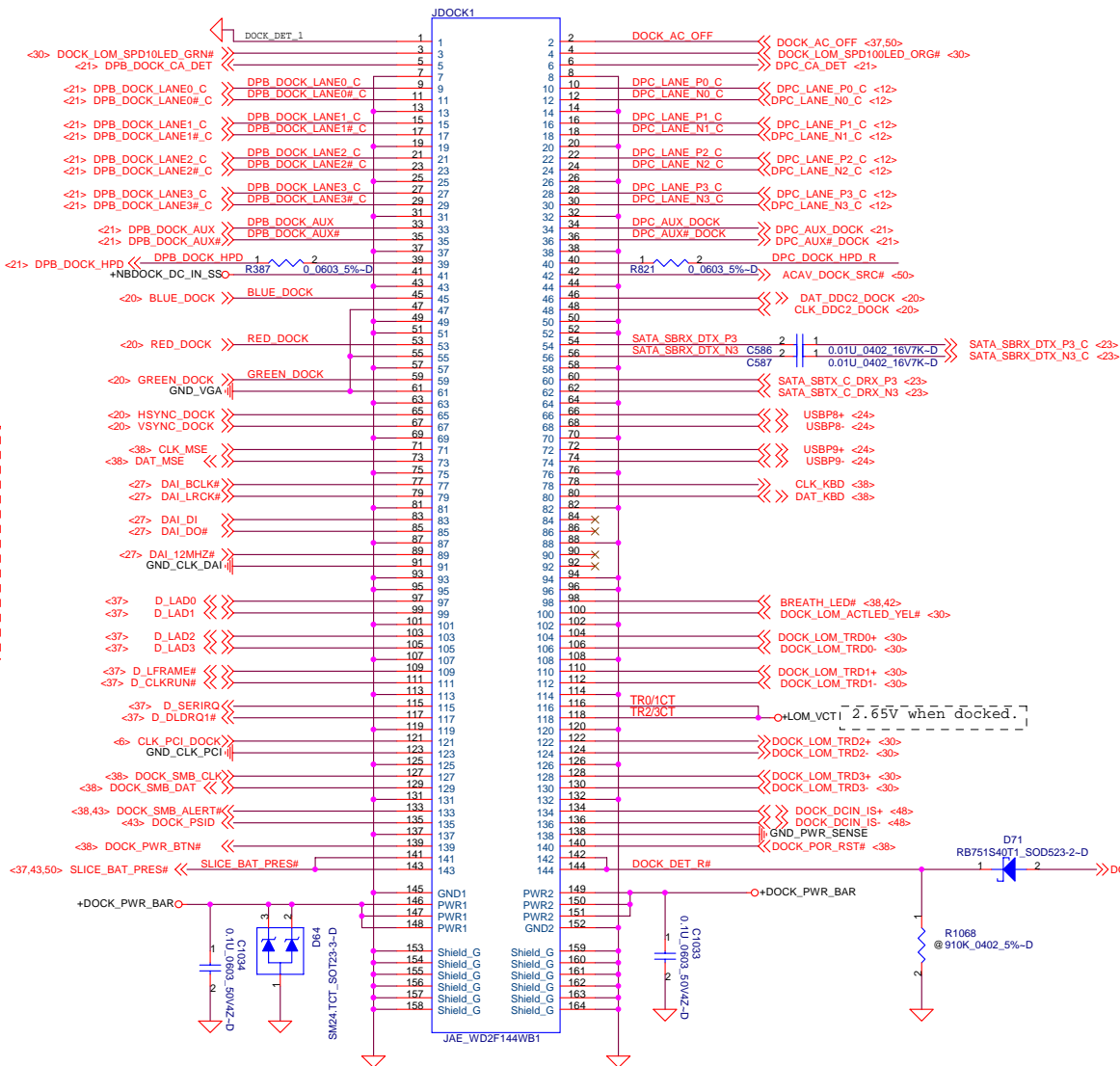
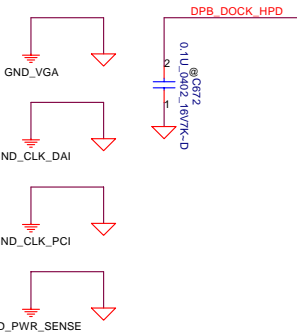
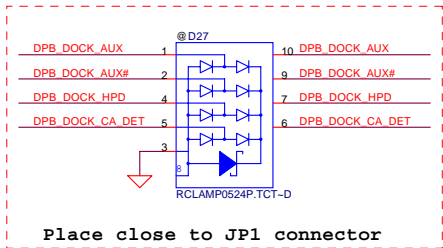




USB PORT#	DESTINATION
0	JUSB1 (Ext Right Side Top)
1	JUSB1 (Ext Right Side Bottom)
2	JESA1 (Ext Left Side Top)
3	JESA1 (Ext Left Side Bottom)
4	WLAN
5	WWAN
6	WPAN
7	Card Bus/Express card
8	DOCKING
9	DOCKING
10	USH->BIO
11	Camera



PROPRIETARY NOTE: THIS SHEET OF ENGINEERING DRAWING AND SPECIFICATIONS CONTAINS CONFIDENTIAL TRADE SECRET AND OTHER PROPRIETARY INFORMATION OF DELL INC. ("DELL") THIS DOCUMENT MAY NOT BE TRANSFERRED OR COPIED WITHOUT THE EXPRESS WRITTEN AUTHORIZATION OF DELL. IN ADDITION, NEITHER THIS SHEET NOR THE INFORMATION IT CONTAINS MAY BE USED BY OR DISCLOSED TO ANY THIRD PARTY WITHOUT DELL'S EXPRESS WRITTEN CONSENT.

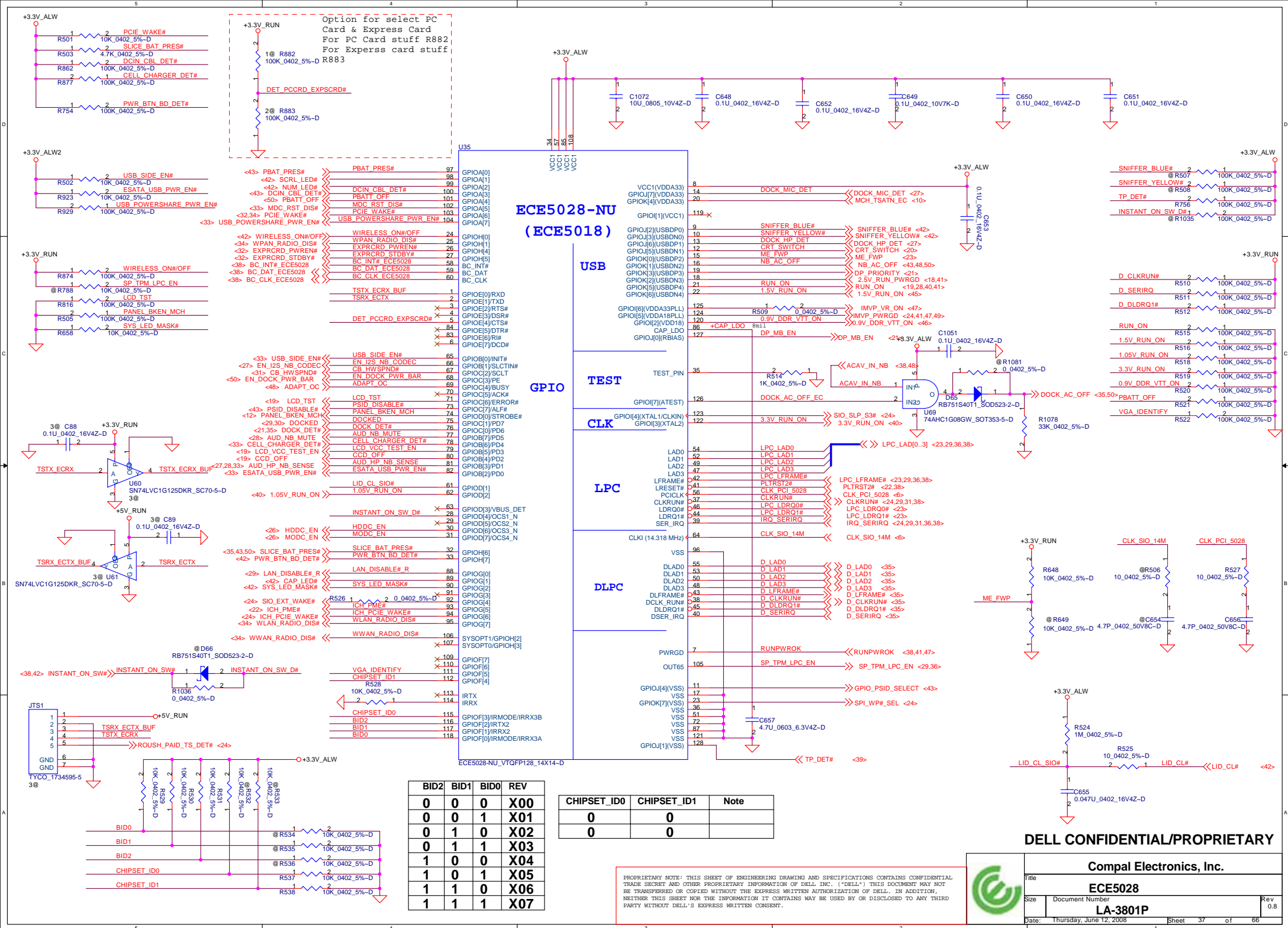


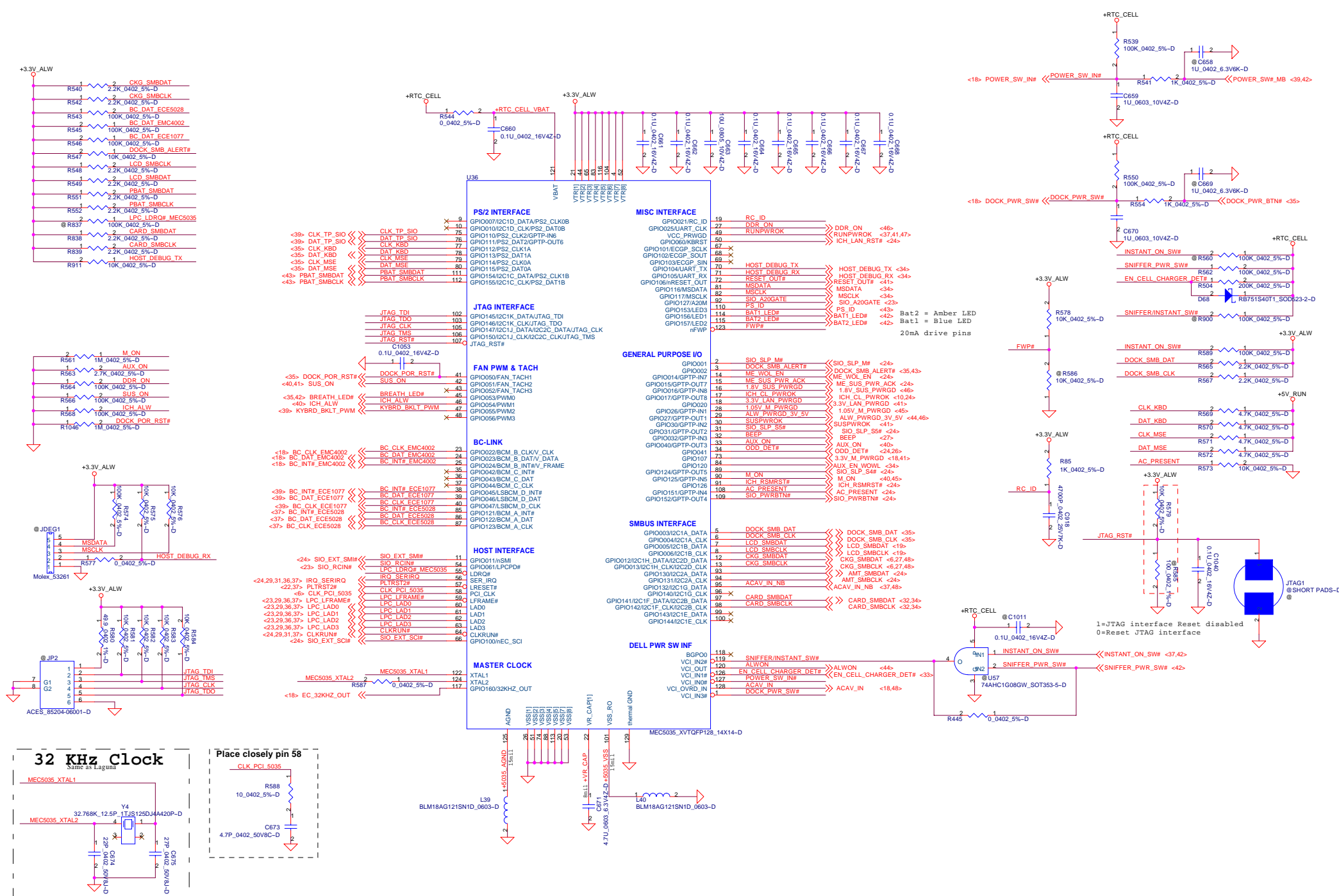
PROPRIETARY NOTE: THIS SHEET OF ENGINEERING DRAWING AND SPECIFICATIONS CONTAINS CONFIDENTIAL TRADE SECRET AND OTHER PROPRIETARY INFORMATION OF DELL INC. ("DELL") THIS DOCUMENT MAY NOT BE TRANSFERRED OR COPIED WITHOUT THE EXPRESS WRITTEN AUTHORIZATION OF DELL. IN ADDITION, NEITHER THIS SHEET NOR THE INFORMATION IT CONTAINS MAY BE USED BY OR DISCLOSED TO ANY THIRD PARTY WITHOUT DELL'S EXPRESS WRITTEN CONSENT.

Compal Electronics, Inc.			
DOCKING CONN			
Title Size Date: Thursday, June 12, 2008	Document Number LA-3801P	Rev 0.8	Sheet 35 of 66

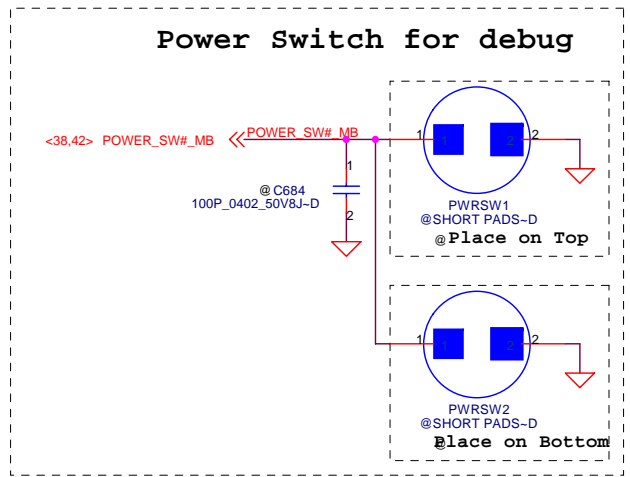
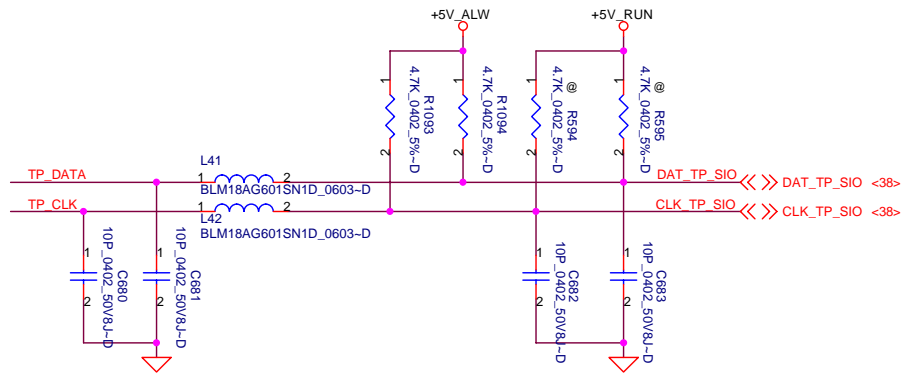
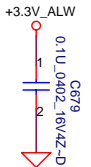
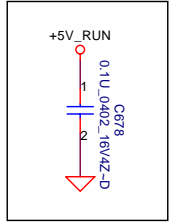
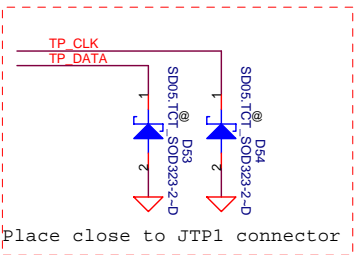
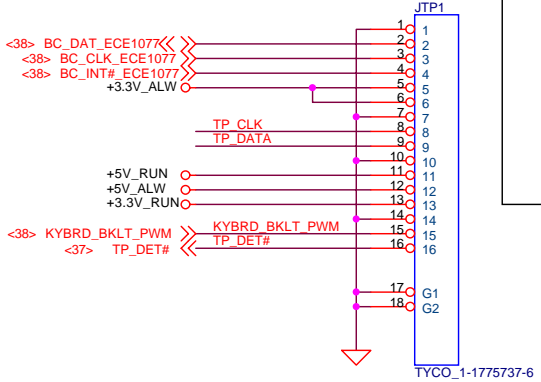
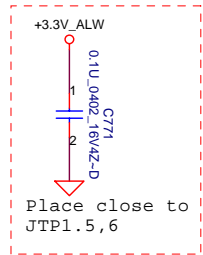


Date: Thursday, June 12, 2008 Sheet 36 of 66





DELL CONFIDENTIAL/PROPRIETARY

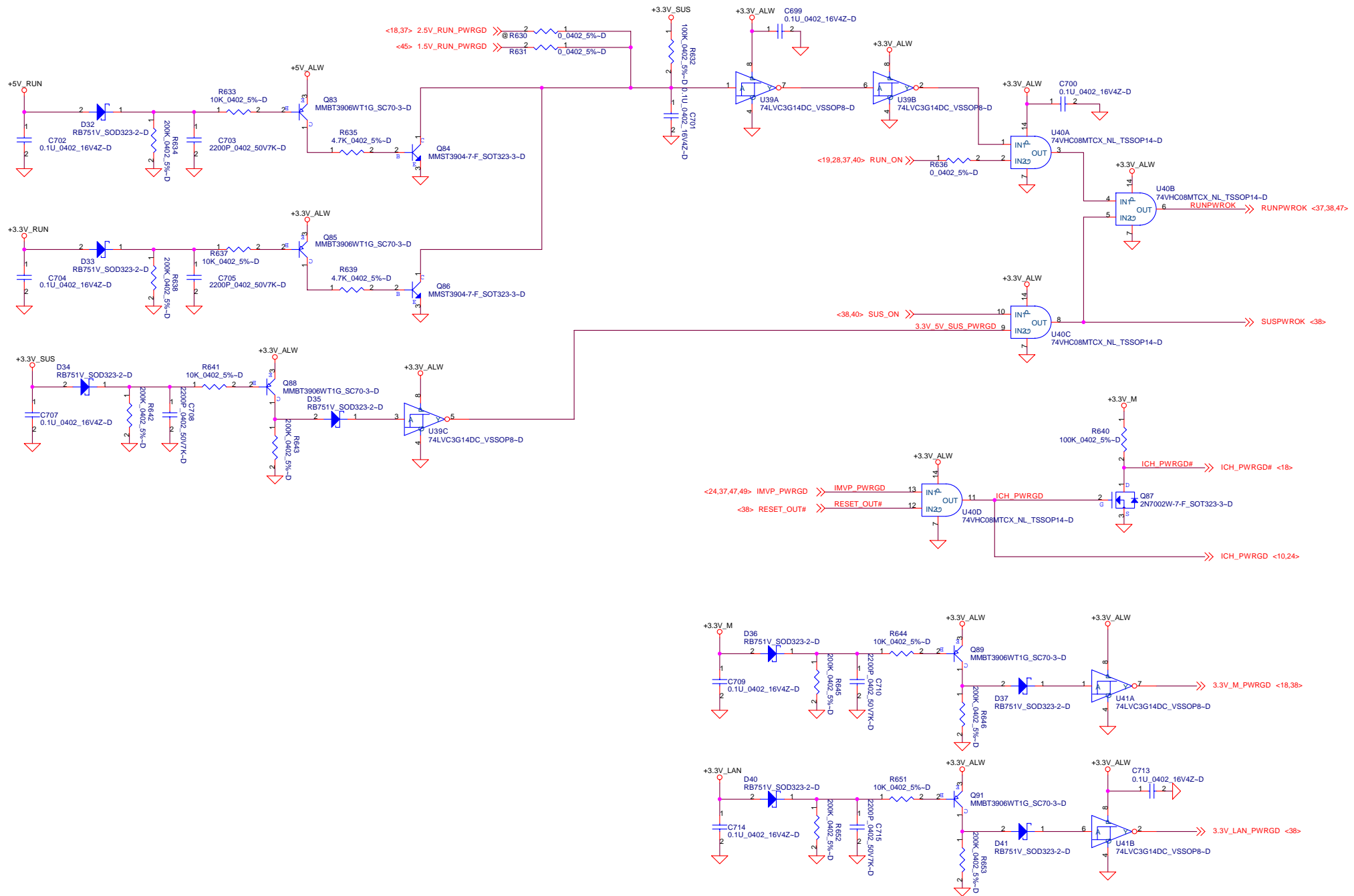


@ FAN	
Part Number	Description
DC28A000800	FAN SET DAQ20 DC5V AB7405HB-HB3 ADDA
@ Speak	
Part Number	Description
PK230003Q0L	SPK PACK ZJX 2.0W 4 OHM FG
SM CARD BODY	
Part Number	Description
SP070007V0L	8 SOCKET TYCO 1770551-1 10P H5.9 SMART
PCMCIA BODY	
Part Number	Description
DC000001Q0L	PCMCIA TYCO 1759096-1
@ MDC wire set cable	
Part Number	Description
DC02000CS0L	H-CONN SET ZGX MB-MDC
@ T/P wire set cable	
Part Number	Description
DC02000840L	H-CONN SET ZJX MB-B/T-TP-FP
@ LVDS cable	
Part Number	Description
DC020003Y0L	H-CONN SET ZJX MB-LCD 14 WXGA+(-1ch)
@ LVDS cable	
Part Number	Description
DC02000870L	H-CONN SET ZJX MB-LCD 14 WXGA+(-2ch)
@ RTC BATT	
Part Number	Description
GC20323MX00	BATT CR2032 3V 220MAH MAXELL

PROPRIETARY NOTE: THIS SHEET OF ENGINEERING DRAWING AND SPECIFICATIONS CONTAINS CONFIDENTIAL TRADE SECRET AND OTHER PROPRIETARY INFORMATION OF DELL INC. ("DELL") THIS DOCUMENT MAY NOT BE TRANSFERRED OR COPIED WITHOUT THE EXPRESS WRITTEN AUTHORIZATION OF DELL. IN ADDITION, NEITHER THIS SHEET NOR THE INFORMATION IT CONTAINS MAY BE USED BY OR DISCLOSED TO ANY THIRD PARTY WITHOUT DELL'S EXPRESS WRITTEN CONSENT.



DELL CONFIDENTIAL/PROPRIETARY			
Compal Electronics, Inc.			
Title			
Touch PAD/Int KB/LID			
Size			
Document Number			
LA-3801P			
Date: Thursday, June 12, 2008			
Sheet 39 of 66			
Rev 0.8			



DELL CONFIDENTIAL/PROPRIETARY

Compal Electronics, Inc.

Power Good

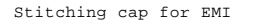
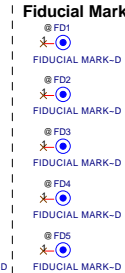
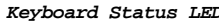
LA-3801P

Thursday, June 12, 2008 Sheet 41 of 66

PROPRIETARY NOTE: THIS SHEET OF ENGINEERING DRAWING AND SPECIFICATIONS CONTAINS CONFIDENTIAL TRADE SECRET AND OTHER PROPRIETARY INFORMATION OF DELL INC. ("DELL"). THIS DOCUMENT MAY NOT BE TRANSFERRED OR COPIED WITHOUT THE EXPRESS WRITTEN AUTHORIZATION OF DELL. IN ADDITION, NEITHER THIS SHEET NOR THE INFORMATION IT CONTAINS MAY BE USED BY OR DISCLOSED TO ANY THIRD PARTY WITHOUT DELL'S EXPRESS WRITTEN CONSENT.



Mask Base MB LEDs (Lid Closed)
Do not Mask LEDs (Lid Opened)



Compal Electronics, Inc.

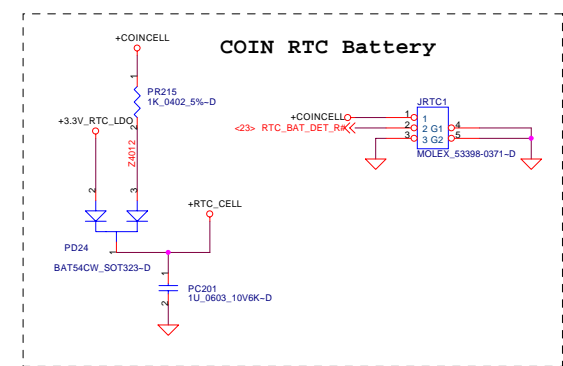
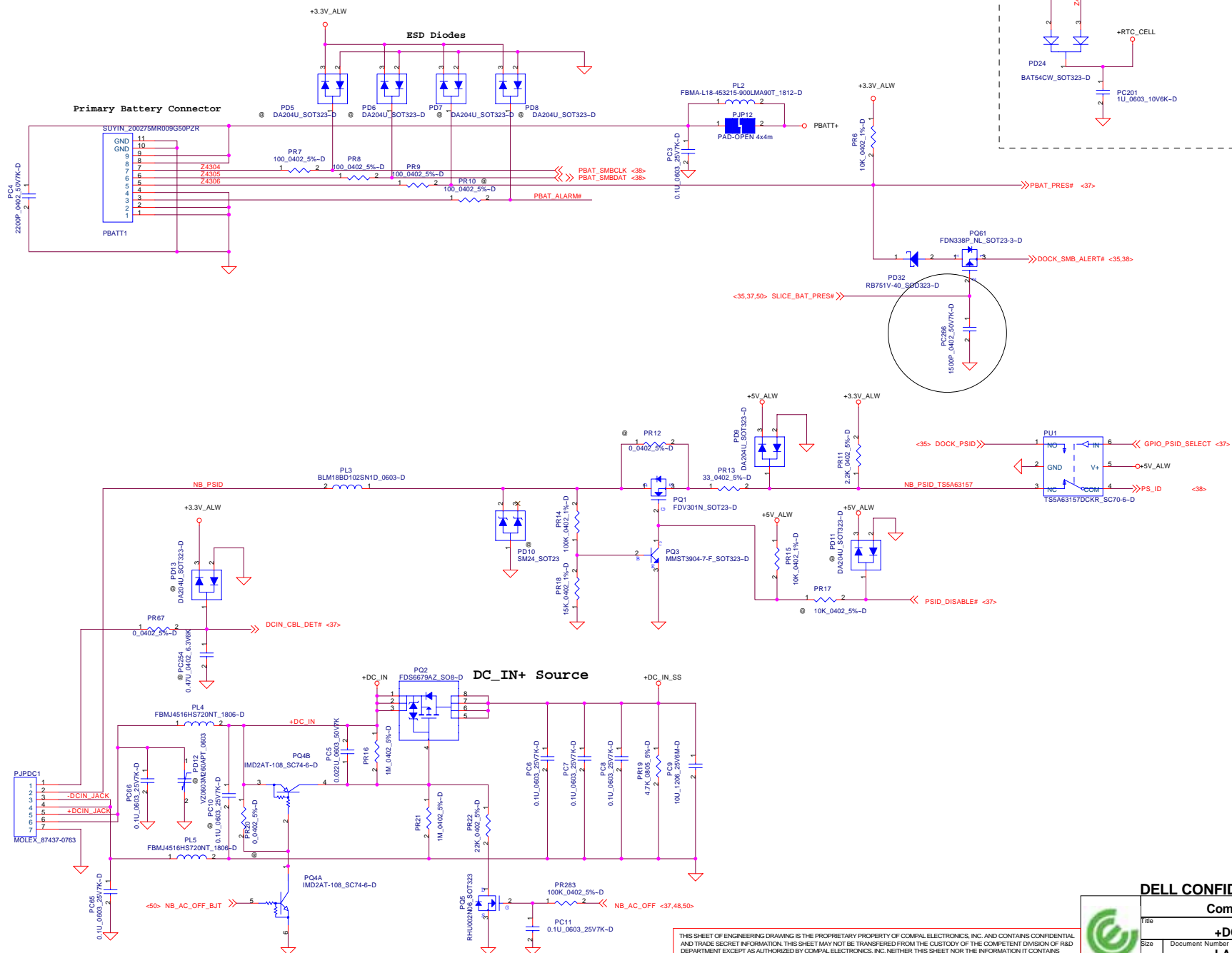
PAD and Standoff

LA-3801P

LA-3801F

Date: Thursday, June 12, 2008 Sheet 42 of 66

PROPRIETARY NOTE: THIS SHEET OF ENGINEERING DRAWING AND SPECIFICATIONS CONTAINS CONFIDENTIAL TRADE SECRET AND OTHER PROPRIETARY INFORMATION OF DELL INC. ("DELL") THIS DOCUMENT MAY NOT BE TRANSFERRED OR COPIED WITHOUT THE EXPRESS WRITTEN AUTHORIZATION OF DELL. IN ADDITION, NEITHER THIS SHEET NOR THE INFORMATION IT CONTAINS MAY BE USED BY OR DISCLOSED TO ANY THIRD PARTY WITHOUT DELL'S EXPRESS WRITTEN CONSENT.



DELL CONFIDENTIAL/PROPRIETARY

Compal Electronics, Inc.

+DCIN

LA-3801P

Date:	Thursday, June 12, 2008	Sheet:	43	of	66
-------	-------------------------	--------	----	----	----

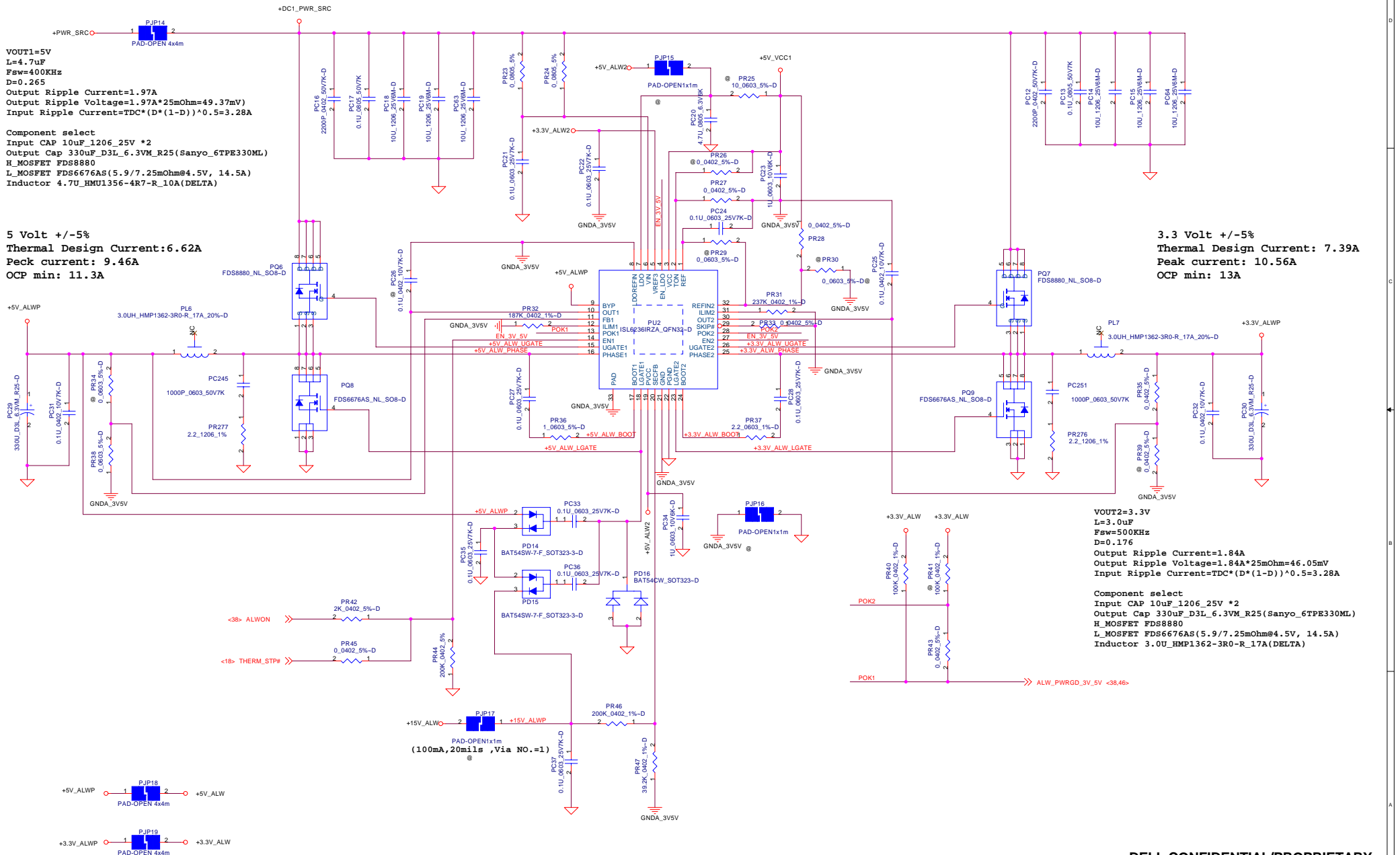
THIS SHEET OF ENGINEERING DRAWING IS THE PROPRIETARY PROPERTY OF COMPAL ELECTRONICS, INC. AND CONTAINS CONFIDENTIAL AND TRADE SECRET INFORMATION. THIS SHEET MAY NOT BE TRANSFERRED FROM THE CUSTODY OF THE COMPETENT DIVISION OF R&D DEPARTMENT EXCEPT AS AUTHORIZED BY COMPAL ELECTRONICS, INC. NEITHER THIS SHEET NOR THE INFORMATION IT CONTAINS MAY BE USED BY OR DISCLOSED TO ANY THIRD PARTY WITHOUT PRIOR WRITTEN CONSENT OF COMPAL ELECTRONICS, INC.

+3.3V_ALWP/ +5V_ALWP/ +5V_ALW2 / +15V_ALWP

VOUT1=5V
 L=4.7uF
 Fsw=400KHz
 D=0.265
 Output Ripple Current=1.97A
 Output Ripple Voltage=1.97A*25mOhm=49.37mV
 Input Ripple Current=IDC*(D*(1-D))^0.5=3.28A
 Component select
 Input CAP 10uF_1206_25V *2
 Output Cap 330uF_D3L_6.3VM_R25(Sanyo_6TPE330ML)
 H_MOSFET FDS8880
 L_MOSFET FDS6676AS(5.9/7.25mOhm@4.5V, 14.5A)
 Inductor 4.7U_HMU1356-4R7-R_10A(DELTA)

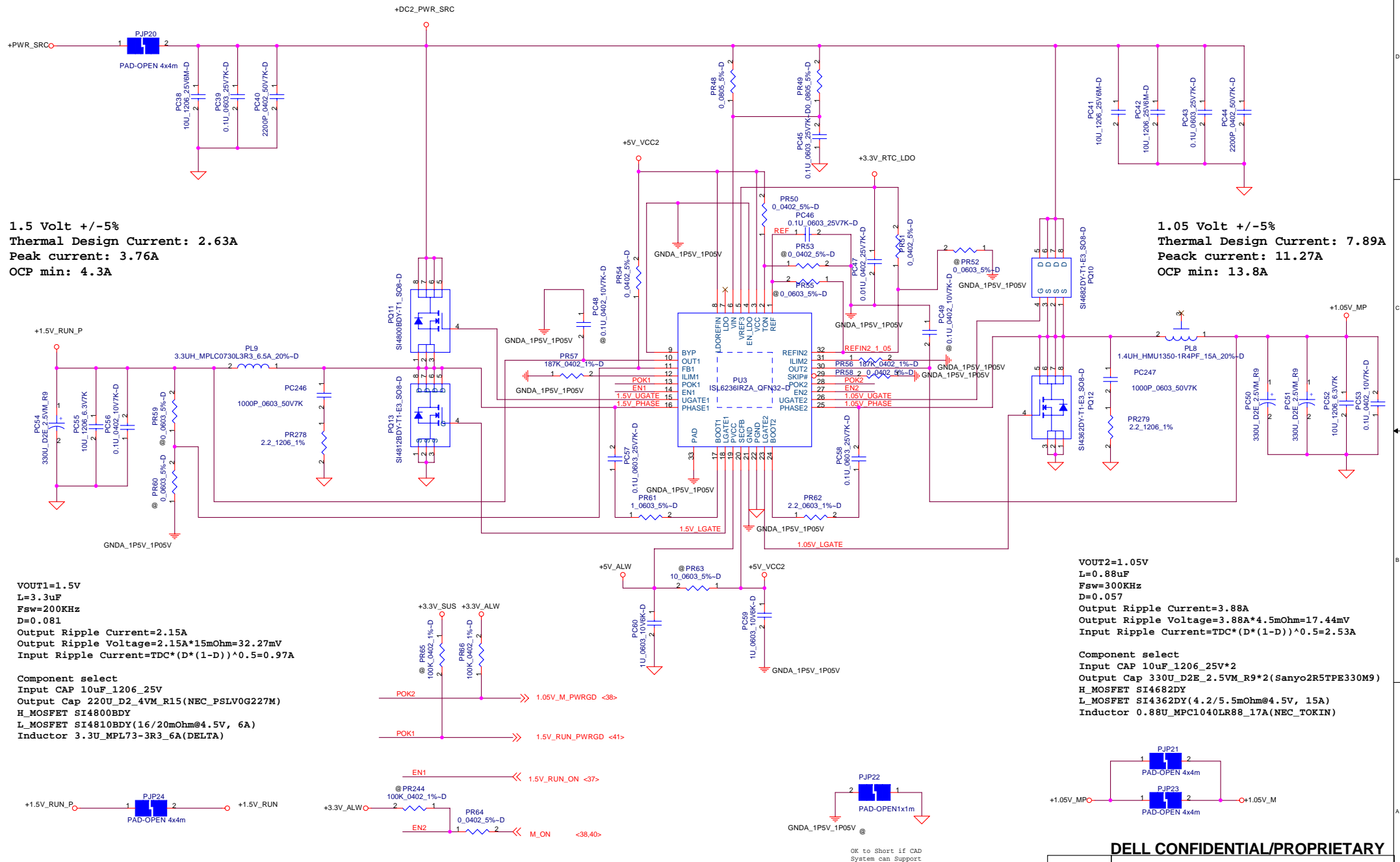
5 Volt +/-5%
 Thermal Design Current:6.62A
 Peak current: 9.46A
 OCP min: 11.3A

3.3 Volt +/-5%
 Thermal Design Current: 7.39A
 Peak current: 10.56A
 OCP min: 13A



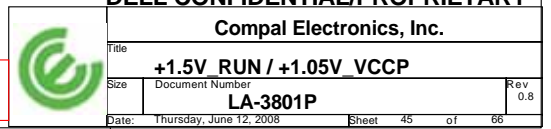
1.5 Volt +/-5%
Thermal Design Current: 2.63A
Peak current: 3.76A
OCP min: 4.3A

1.05 Volt +/-5%
Thermal Design Current: 7.89A
Peack current: 11.27A
OCp min: 13.8A

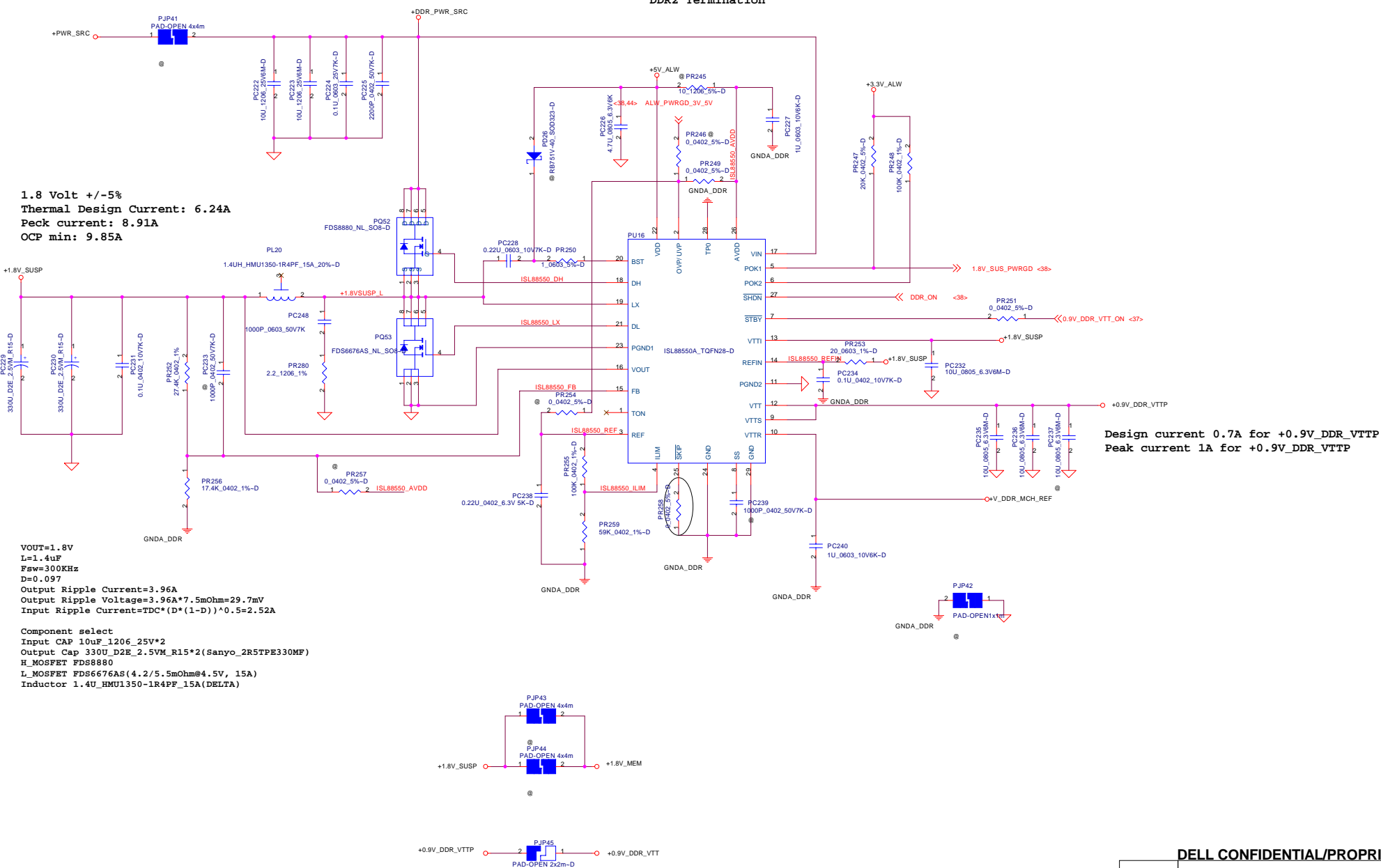


PROPRIETARY NOTE: THIS SHEET OF ENGINEERING DRAWING AND SPECIFICATIONS CONTAINS CONFIDENTIAL TRADE SECRET AND OTHER PROPRIETARY INFORMATION OF DELL INC. ("DELL") THIS DOCUMENT MAY NOT BE TRANSFERRED OR COPIED WITHOUT THE EXPRESS WRITTEN AUTHORIZATION OF DELL. IN ADDITION, NEITHER THIS SHEET NOR THE INFORMATION IT CONTAINS MAY BE USED BY OR DISCLOSED TO ANY THIRD PARTY WITHOUT DELL'S EXPRESS WRITTEN CONSENT.

THIS SHEET OF ENGINEERING DRAWING IS THE PROPRIETARY PROPERTY OF COMPAL ELECTRONICS, INC. AND CONTAINS CONFIDENTIAL AND TRADE SECRET INFORMATION. THIS SHEET MAY NOT BE TRANSFERRED FROM THE CUSTODY OF THE COMPETENT DIVISION OF R&D DEPARTMENT EXCEPT AS AUTHORIZED BY COMPAL ELECTRONICS, INC. NEITHER THIS SHEET NOR THE INFORMATION IT CONTAINS



DDR2 Termination



DELL CONFIDENTIAL/PROPRIETARY

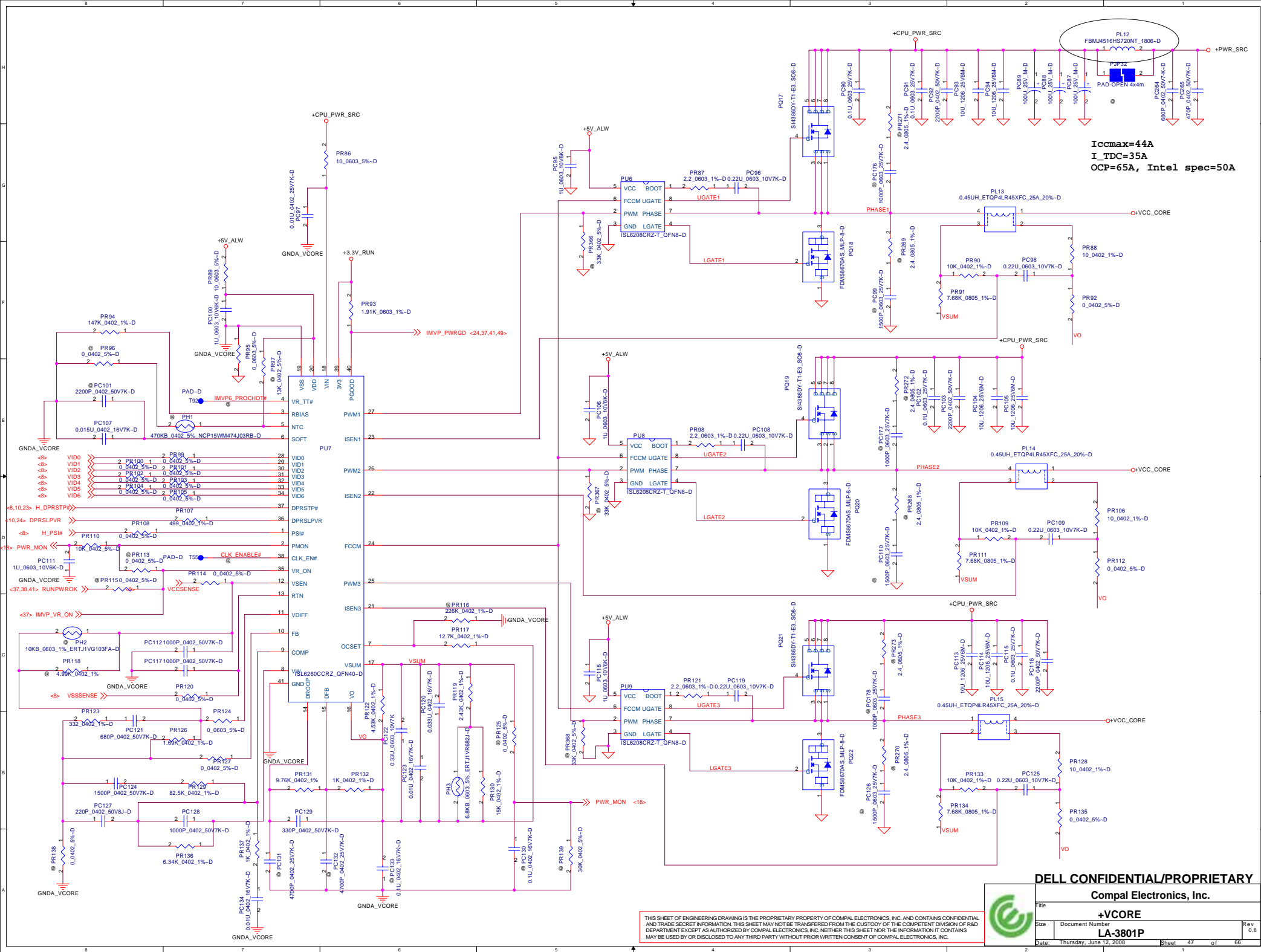
Compal Electronics, Inc.

+1.8VSUSP/ +0.9V_DDR_VT

LA-3801P

Date: Thursday, June 12, 2008 Sheet 46 of 66

PROPRIETARY NOTE: THIS SHEET OF ENGINEERING DRAWING AND SPECIFICATIONS CONTAINS CONFIDENTIAL TRADE SECRET AND OTHER PROPRIETARY INFORMATION OF DELL INC. ("DELL") THIS DOCUMENT MAY NOT BE TRANSFERRED OR COPIED WITHOUT THE EXPRESS WRITTEN AUTHORIZATION OF DELL. IN ADDITION, NEITHER THIS SHEET NOR THE INFORMATION IT CONTAINS MAY BE USED BY OR DISCLOSED TO ANY THIRD PARTY WITHOUT DELL'S EXPRESS WRITTEN CONSENT.





Maximum charging current is 6.24A

Compal Electronics, Inc.

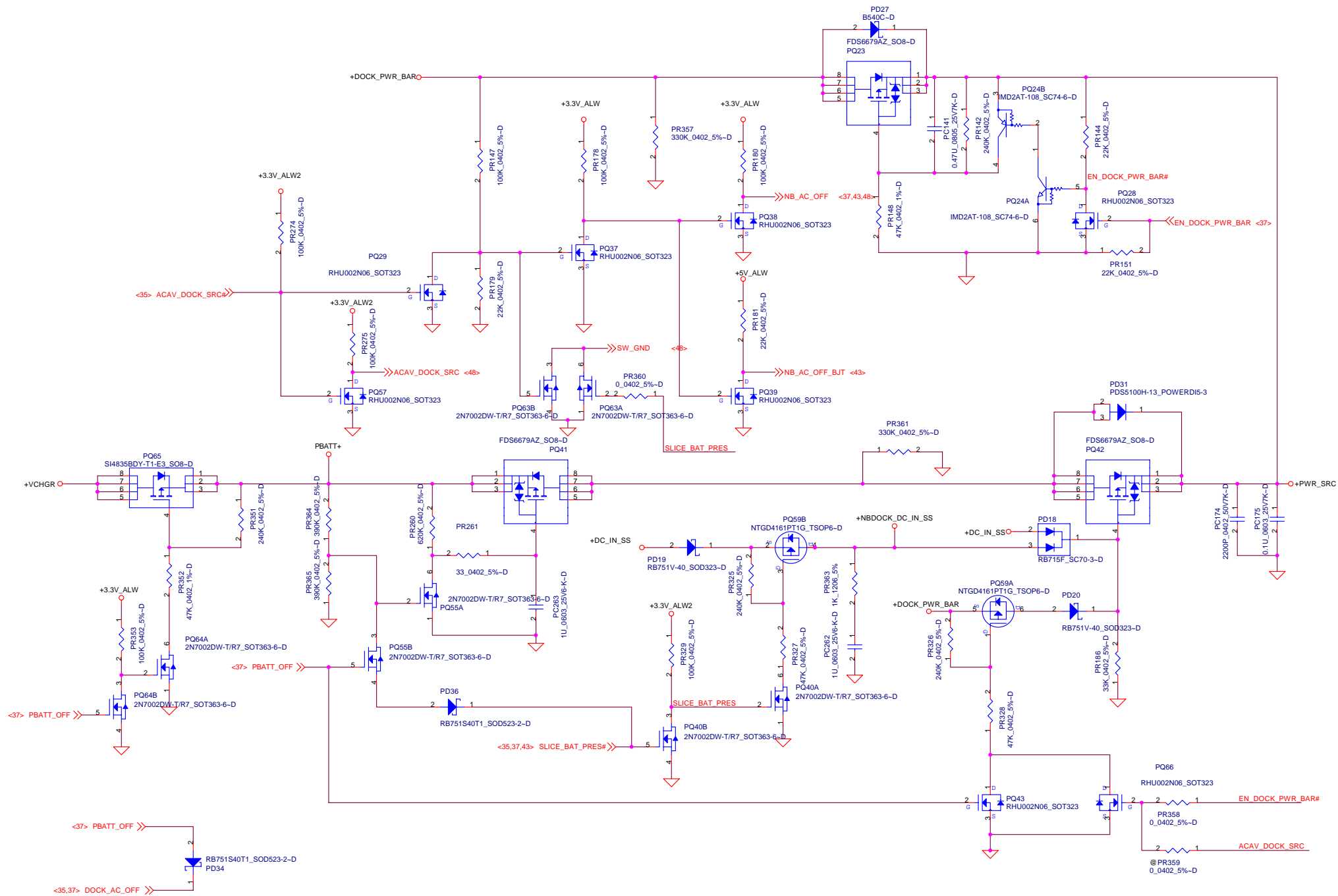
Charger

LA-3801P


Date: Thursday, June 12, 2008

Sheet 48 of 66

.8



PROPRIETARY NOTE: THIS SHEET OF ENGINEERING DRAWING AND SPECIFICATIONS CONTAINS CONFIDENTIAL TRADE SECRET AND OTHER PROPRIETARY INFORMATION OF DELL INC. ("DELL") THIS DOCUMENT MAY NOT BE TRANSFERRED OR COPIED WITHOUT THE EXPRESS WRITTEN AUTHORIZATION OF DELL. IN ADDITION, NEITHER THIS SHEET NOR THE INFORMATION IT CONTAINS MAY BE USED BY OR DISCLOSED TO ANY THIRD PARTY WITHOUT DELL'S EXPRESS WRITTEN CONSENT.



DELL CONFIDENTIAL/PROPRIETARY

Compal Electronics, Inc.

Selector

LA-3801P

Title	Document Number	Rev
		0.8
Date: Thursday, June 12, 2008	Sheet 50 of 66	

Version Change List (P. I. R. List)

Item	Page#	Title	Date	Request Owner	Issue Description	Solution Description	Rev.
1	18 10 38	HW	08/14/2007	Compal	BOM issue	Pop C238 R157 R545 R37 R38	X01
2	36	HW	08/14/2007	Compal	Change NXP to 8009CN	Change U33	X01
3	36	HW	08/14/2007	Compal	For vender request	Change R799 from 5 ohm to 0 ohm	X01
4	29 10-15	HW	08/14/2006	Compal	Part number issue	Change U23 from 82567LF to 82567LM & change U2 from Teenah to Cantiga	X01
5	36	HW	08/14/2007	Compal	For vender request	Change R476 from 2.2k ohm to 510k ohm	X01
6	36	HW	08/14/2007	Compal	For vender request	Change R488 from 1k ohm to 330k ohm	X01
7	36	HW	08/14/2007	Compal	For vender request	Add L77	X01
8	38	HW	08/16/2007	Compal	U57 & U59 GND pin & Power pin reverse	U57, U59 pin 3 connect to GND & pin 5 connect to +RTC_CELL	X01
9	38	HW	08/16/2007	Compal	For vender request	CELL_CHARGER_DET# pull up R877 100K ohmto +RTC_CELL	X01
10	37	HW	08/16/2007	Compal	For vender request	Add pull up 1@R882 100K Ohm & pull down 2@R883 100K ohm for DET_PCCRD_EXPSCRD#	X01
11	21	HW	08/16/2007	Compal	For vender request	Add C1036-C1039 for DPB_AUX, DPB_AUX#, DPC_DOCK_AUX & DPC_DOCK_AUX#	X01
12	37	HW	08/16/2007	Compal	U60 & U61 OE# pin & Power pin reverse	U60, U61 pin 1 connect to GND & pin 5 connect to +3.3V_ALW	X01
13	21	HW	08/16/2007	Compal	For vender request	Delete L70-L74 & R863-R872	X01
14	37	HW	08/16/2007	Compal	Board ID	De-pop R534 & pop R529	X01
15	31	HW	08/20/2007	Compal	For vender request	Change R802 & R803 to 1@, R671 & R739 to 2@	X01
16	24	HW	08/20/2007	Compal	For vender request	Change RP2 from 100K to 10K	X01
17	42	HW	08/20/2007	Compal	For vender request	Change Q98 & Q116 from BSS138W to 2N7002, Q120-Q122 pin 3 pull up from +5V_ALW to +5V_RUN	X01
18	41	HW	08/20/2007	Compal	For vender request	De-pop R630	X01
19	33	HW	08/24/2007	Compal	Avoid ESATA device back drive to ICH9-M	Change U54 pin 8 to +3.3V_SUS	X02
20	25	HW	08/30/2007	Compal	For vender request	Change U10 pin AJ3 from +3.3V/1.5V_RUN_HDA to +3.3V_ALW_ICH	X02
21	29	HW	08/30/2007	Compal	For vender request	U24 pin 9 add pull down @R884 to GND	X02
22	18	HW	08/30/2007	Compal	Avoid +RTC_CELL drop to 2.5V	U3 pin 21 add R887 0 ohm, U3 pin 22-24 add pull up @R885, @R886 & @R888 to +RTC_CELL	X02
23	36	HW	08/30/2007	Compal	For debug request	U32 pin B5 add @R894, pin P10, R11, N10, R12, P11 & M9 add @R895-@R897 and @R899	X02

PROPRIETARY NOTE: THIS SHEET OF ENGINEERING DRAWING AND SPECIFICATIONS CONTAINS CONFIDENTIAL TRADE SECRET AND OTHER PROPRIETARY INFORMATION OF DELL INC. ("DELL") THIS DOCUMENT MAY NOT BE TRANSFERRED OR COPIED WITHOUT THE EXPRESS WRITTEN AUTHORIZATION OF DELL. IN ADDITION, NEITHER THIS SHEET NOR THE INFORMATION IT CONTAINS MAY BE USED BY OR DISCLOSED TO ANY THIRD PARTY WITHOUT DELL'S EXPRESS WRITTEN CONSENT.



DELL CONFIDENTIAL/PROPRIETARY

Compal Electronics, Inc.

Title			
Size			
Document Number			
Date			
Rev			
0.8			
LA-3801P			
Thursday, June 12, 2008			
Sheet 51 of 66			

Version Change List (P. I. R. List)

Item	Page#	Title	Date	Request Owner	Issue Description	Solution Description	Rev.
24	31	HW	08/30/2007	Compal	Schematic issue	VCC3EN# need connect to U27 pin2, VCC5EN# need connect to U27 pin 1	X02
25	38	HW	08/30/2007	Compal	For Dock detect function	Remove U58 and connect ACAV_IN_DOCK to U59 pin 1	X02
26	36	HW	08/30/2007	Compal	For JTAG debug purpose	SBOOT add @R898 pull down to GND	X02
27	38	HW	08/30/2007	Compal	For vender request	SNIFFER/INSTANT_SW# add R900 100K ohm pull up to +RTC_CELL	X02
28	29	HW	08/30/2007	Compal	For vender request	U24 pin 28 C_TPM_LPC_EN add 4@R892 pull down 4.7K ohm to GND, and add 4@R893 to EC & USH	X02
29	38	HW	08/30/2007	Compal	For JTAG_RST# RC delay	JTAG_RST# add C1040 0.1uF to GND, and R585 change from 1K ohm to 100 ohm and no-stuff	X02
30	10	HW	08/30/2007	DELL	For customer request	Add test point in U2 RSVD1-RSVD25	X02
31	37	HW	08/30/2007	Compal	Board ID	Pop R530, R534, de-pop R529, R535	X02
32	35	HW	08/31/2007	Compal	Change E-Dock connector location	Change from JP1 to JDock1	X02
33	37	HW	08/31/2007	Compal	For vender request	Change JTS1 pin define	X02
34	27	HW	08/31/2007	Compal	For vender request	Remove C610, C611	X02
35	22,24	HW	09/01/2007	DELL	For customer request	Change R817, R212 from 8.2K ohm to 100K ohm, R823 from 10K ohm to 100K ohm	X02
36	19	HW	09/01/2007	Compal	For vender request	Pop D4	X02
37	36	HW	09/01/2007	Compal	For vender request	Remove R858, R875, R876, R859, R735 De-pop R555, R848, R20 and add @R831, R855 0 ohm	X02
38	36	HW	09/01/2007	Compal	For customer request	Remove L77	X02
39	7	HW	09/03/2007	Intel	Follow Debug port design guide for Santa Rosa and Montevina Platforms_Rev0.95 for ITP700Flex debug port	Change ITP_TDO,ITP_TMS,ITP_TDI,ITP_TRST#,ITP_TCK of R62,R64,R65,R66,R67 pull-up from 56 to 51ohm and add ITP_BPM#5 of R912 pull-up 51ohm to +1.05V_VCCP. Change H_RESET# serial resistor to 1K ohm	X02
40	35,37	HW	09/03/2007	DELL	For customer request	Remove SLICE_CONN_LOOP# on ECE5028 pin28 and short JDock1 pin141,143 and use SLICE_BAT_PRES#	X02
41	39	HW	09/03/2007	DELL	For customer request	Contact CONTACTLESS_DET# to JCS1 pin6 and add pull-up 100K to +3.3V_ALW	X02
42	10	HW	09/03/2007	DELL	For customer request	R180 and R181 need to change back to 100K ohm	X02
43	21	HW	09/03/2007	DELL	For customer request	POP C271, C272, C273, C274 with 0.1 uF Change C1036, C1037, C1038, and C1039 to R901-R904	X02
44	23	HW	09/03/2007	DELL	For customer request	Updated RTC PAID circuit, add R905 100K ohm, R906 1M ohm, Q96, R908 100K ohm and @R907 remove R757	X02
45	37	HW	09/03/2007	DELL	For customer request	U60 pin 5 pull up to +3.3V_RUN	X02
46	28	HW	09/03/2007	Compal	For vender request	Pop R368, de-pop R367	X02
47	26	HW	09/03/2007	Compal	For ATG touch screen function BOM control	Change R477, Q117, C388, C387, C386, C79 to 3@	X02

DELL CONFIDENTIAL/PROPRIETARY

Compal Electronics, Inc.

Changed-List History

Title
 Size Document Number
LA-3801P
 Date: Thursday, June 12, 2008 Sheet 52 of 66 Rev 0.8

PROPRIETARY NOTE: THIS SHEET OF ENGINEERING DRAWING AND SPECIFICATIONS CONTAINS CONFIDENTIAL
 TRADE SECRET AND OTHER PROPRIETARY INFORMATION OF DELL INC. ("DELL") THIS DOCUMENT MAY NOT
 BE TRANSFERRED OR COPIED WITHOUT THE EXPRESS WRITTEN AUTHORIZATION OF DELL. IN ADDITION,
 NEITHER THIS SHEET NOR THE INFORMATION IT CONTAINS MAY BE USED BY OR DISCLOSED TO ANY THIRD
 PARTY WITHOUT DELL'S EXPRESS WRITTEN CONSENT.

Version Change List (P. I. R. List)

Item	Page#	Title	Date	Request Owner	Issue Description	Solution Description	Rev.
48	27,28	HW	09/03/2007	Compal	For vender request	Change net name from AUD_EAPD# to AUD_EAPD	X02
49	35	HW	09/03/2007	Compal	For vender request	C1033 & C1034 change to 0603 25V	X02
50	36	HW	09/03/2007	Compal	Smart card function can not work	JSC1 pin 1 connect change from GND to add R913 4.7K ohm pull up to +3.3V_RUN Change net name from SC_DET# to SC_DET	X02
51	38	HW	09/03/2007	Compal	For vender request	HOST_DEBUG_TX need to pull up R911 10k ohm to +3.3V_ALW	X02
52	42	HW	09/03/2007	Compal	For vender request	Change D43 pin2 net name from R_WPAN_LED to WPAN_LED	X02
53	37,42	HW	09/03/2007	Compal	Change net name	Change net name from SNIFFER_GREEN# to SNIFFER_BLUE#	X02
54	21	HW	09/04/2007	Compal	Schematic issue	Reserve Q19 & Q20	X02
55	22,24	HW	09/04/2007	Compal	Add test point	GNT2#/GPIO53, SUS_STAT#/LPCPD#,	X02
56	29	HW	09/04/2007	Compal	BOM control add 4@ for China TPM	Change C484-C486, R381, R383, R893, U24 to 4@	X02
57	31,36	HW	09/04/2007	Compal	Add test point	UDIO1, UDIO2, UDIO5, RI_OUT#/PME#, FIL0, MDIO1,MDIO2, MDIO5,MDIO6, MDIO18, MDIO19, SC_FCB_ENB	X02
58	37	HW	09/04/2007	Compal	Change net name	Change TS_TXD_BUF to TSRX_ECTX_BUF, TS_RXD to TSTX_ECRX, TS_TXD to TSRX_ECTX, TS_RXD_BUF to TSTX_ECRX_BUF	X02
59	37	HW	09/04/2007	DELL	For customer request	Change @R788 pull up from +3.3V_ALW to +3.3V_RUN	X02
60	18	HW	09/04/2007	Compal	For vender request	Add @R914 pull up to +3.3V_ALW	X02
61	18	HW	09/04/2007	Compal	Add net name	Add net name for +RTC_CELL_R U3 pin 21	X02
62	31	HW	09/05/2007	Compal	Change 1394 connector from 5 pin to 6 pin	Add pin 1 to GND	X02
63	27	HW	09/05/2007	Compal	Change U17 net name adn update U17 symbol for output pin	Change DAI_BCLK to DAI_BCLK#, DAI_LRCK to DAI_LRCK# DAI_DO to DAI_DO#, DAI_12MHZ to DAI_12MHZ#, I2S_DI to I2S_DI# and update U17 symbol	X02
64	29	HW	09/05/2007	Intel	For vender request	JTAG_TDO_LAN add @R889 pull down to GND, JTAG_TDI_LAN add @R890, JTAG_TMS_LAN add @R915, JTAG_TCK_LAN add @R916 pull up to +3.3V_LAN, JTAG_TRST_LAN add @R891 pull down to GND	X02
65	07	HW	09/06/2007	Intel	For vender request	Change R57 from 22.6 ohm to 1K ohm	X02
66	21	HW	09/06/2007	Compal	Follow DELL issue item SCH161967 System DP off circuit.	Add U62, @R917, @R918,R919,C0141, and change R189 from pull down to pull up +3.3V_RUN, connect DP_MUX_PD# from U9 pin30 to U62 pin 1 and change DP_MUX_PD# net name to DP_MB_EN, connect DP_MB_HPD from U9 pin 40 to U62 pin2, connect U62 pin 4 to U9 pin 40	X02
67	26	HW	09/06/2007	Compal	Schematic issue	Change C380 & C381 from 3900PF to 0.1uF	X02
68	36,37	HW	09/06/2007	Compal	Disable USH TPM & enable China TPM	Stuff R841,R474,R892,R893 and no-stuff R483,R464,R466,R788,@R723,@R724,@R732,@R733	X02

DELL CONFIDENTIAL/PROPRIETARY

Compal Electronics, Inc.

Changed-List History

Size	Document Number	Rev
	LA-3801P	0.8
Date:	Thursday, June 12, 2008	Sheet 53 of 66

PROPRIETARY NOTE: THIS SHEET OF ENGINEERING DRAWING AND SPECIFICATIONS CONTAINS CONFIDENTIAL TRADE SECRET AND OTHER PROPRIETARY INFORMATION OF DELL INC. ("DELL") THIS DOCUMENT MAY NOT BE TRANSFERRED OR COPIED WITHOUT THE EXPRESS WRITTEN AUTHORIZATION OF DELL. IN ADDITION, NEITHER THIS SHEET NOR THE INFORMATION IT CONTAINS MAY BE USED BY OR DISCLOSED TO ANY THIRD PARTY WITHOUT DELL'S EXPRESS WRITTEN CONSENT.

Version Change List (P. I. R. List)

Item	Page#	Title	Date	Request Owner	Issue Description	Solution Description	Rev.
69	24,33 37,38 39,40 41	HW	09/08/2007	DELL	Follow M09 GPIO Map_0907	1. Change MEC5035 pin43(GPIO52) from SIO_EC_SCI2# to SIO_EXT_SCI# and contact to ICH9M pinC12(GPIO12) and pinAG19(GPIO1) 2. Remove MEC5035 pin66(GPIO100/nEC_SCI) off-page 3. Change ICH9M pinAH21(GPIO6) form SIO_EC_SCI2# to TPM_ID and add pull-down of R922 for China TPM(4@), stuff R273 for USH TPM(5@) and change to 100K 4. Change ICH9M pinC21(GPIO13) from ENERGY_DET# to CONTACTLESS_DET# and change R822 from 20K to 100K.Remove ECE1088 pin10 and R910. 5. Change CELL_CHARGER_DET# from MEC5035 pin126(VCI_IN1#) to ECE5028 pin78(GPIOB6) 6. Rename MEC5036 pin126(VCI_IN1#) from CELL_CHARGER_DET# to EN_CELL_CHARGER_DET# and contact to U53 pin3,4 7. Rename USB_CHARGER_PWR_EN# to ESATA_USB_PWR_EN# and contact to U29 pin3,4 and add pull-up 100K of R923 to +3.3V_ALW 8. Remove ECE5028 pin82 off-page for DELL_ESATA_PWR_EN# 9. Change MEC5035 pin42(GPIO051) from 3.3V_SUS_ON to SUS_ON and remove pin34(GPIO041) from SUS_ON to NC 10. Remove MEC5035 pin118(BGPO0) to NC 1. Rename DOCK_MIC_DET# to DOCK_MIC_DET 2. Rename DOCK_HP_DET# to DOCK_HP_DET	X02
70	27,37	HW	09/08/2007	Compal	Rename net name		X02
71	14	HW	09/10/2007	DELL	For DELL EE work item: SCH162351	No stuff C746,C747	X02
72	24	HW	09/10/2007	Compal	Change SPI ROM P/N	Change U12,U13 to SA000010Z0L	X02
73	33,37,38	HW	09/11/2007	DELL	ESATA USB charger control signal issue	1. Add serial resitor of R928 for CELL_CHARGER_DET# and R927,C1042 for EN_CELL_CHARGER_DET# and wire-and contact to JESAL pin16. 2. Change U29 pin3,4 from ESATA_USB_PWR_EN# to DELL_ESATA_PWR_EN# 3. Change U53 pin3,4 from N_CELL_CHARGER_DET# to ESATA_USB_PWR_EN#	X02
74	24	HW	09/11/2007	DELL	Follow DELL request	Remove SIO_EXT_SCI# on ICH9M pinC12(GPIO12) and U36 pin43(GPIO052) and contact from ICH9M pinAG19(GPIO1) to U36 pin66(GPIO100)	X02
75	10,16 17,18	HW	09/11/2007	DELL	Follow DELL request for PM_EXTTS#	Add serial resistor of R926 from U3 pin13 contact to U2 pinN33,P32 and remove trace of PM_EXTTS#[0,1] contact to DIMM	X02
76	23,24	HW	09/11/2007	Compal	Aviod leakage issue	1. Change SIO_EXT_SCI# pull-up from +3.3V_ALW_ICH to +3.3V_RUN 2. Change TPM_ID pull-up from +3.3V_ALW_ICH to +3.3V_RUN 3. Change SNIFFER_DET# pull-up from +3.3V_ALW_ICH to +3.3V_RUN 4. Change IO_LOOP from +3.3V_RUN to +3.3V_ALW_ICH 5. Change RTC_BAT_DET# from +3.3V_ALW_ICH to +3.3V_RUN 6. Change ROUSH_PAID_TS_DET# from +3.3V_RUN to +3.3V_ALW_ICH	X02
77	37	HW	09/11/2007	Compal	Add pull-up resistor for DELL_ESATA_PWR_EN# initial	Add pull-up resistor of R929 to pull-up +3.3V_ALW	X02
78	36	HW	09/11/2007	Broadcom	Follow vendor request for use smard card controller of 73S8009CN	1. Contact of GPIO14_TER_ON/OFF from U33 pin24 to U32 pinC4 2. Contact AUX1UC from U33 pin2 to U32 pinJ14 3. Contact AUX2UC from U33 pin3 to U32 pinJ15 4. Stuff R768,R769,R490 5. Change netname from GPIO1_TER_ON/OFF to UART_TX/GPIO1	X02
79	39	HW	09/11/2007	Compal	ECE1088 & JCS1 de-pop option	De-pop U38, C676, C677, R650, R826, JCS1	X02
80	18	HW	09/11/2007	Compal	Change EMC4002 part number	From SA00001PYL for rev.B to SA00001PY1L for rev.C	X02
81	10,27	HW	09/11/2007	Compal	For vender request	change @R685 from 33 ohm to 0 ohm, R85 de-pop, @R330 from 0 ohm to 10K ohm	X02

DELL CONFIDENTIAL/PROPRIETARY

Compal Electronics, Inc.

Changed-List History

LA-3801P

Date: Thursday, June 12, 2008

Sheet 54 of 66

PROPRIETARY NOTE: THIS SHEET OF ENGINEERING DRAWING AND SPECIFICATIONS CONTAINS CONFIDENTIAL TRADE SECRET AND OTHER PROPRIETARY INFORMATION OF DELL INC. ("DELL") THIS DOCUMENT MAY NOT BE TRANSFERRED OR COPIED WITHOUT THE EXPRESS WRITTEN AUTHORIZATION OF DELL. IN ADDITION, NEITHER THIS SHEET NOR THE INFORMATION IT CONTAINS MAY BE USED BY OR DISCLOSED TO ANY THIRD PARTY WITHOUT DELL'S EXPRESS WRITTEN CONSENT.



Rev 0.8

Version Change List (P. I. R. List)

Item	Page#	Title	Date	Request Owner	Issue Description	Solution Description	Rev.
82	38,19,27	HW	09/13/2007	Compal	Change R574, C242 part number, and C604 de-pop	Change from 1M ohm to 100K ohm, C242 from .1u 16V to .1u 25V, C604 to @C604	X03
83	07	HW	09/13/2007	Compal	For vender request	Change R62, R64, R67, R65, R66 from 51 ohm to 56 ohm R912 to @R912	X03
84	24	ICH9M	09/14/2007	Dell	SCH162577: Populate pull-down on ICH_LAN_RST#	Populate R276, No Pop R271	X03
85	29	ICH9M	09/14/2007	Dell	SCH161941: USH and China TPM Pop Options	Chane the text in the table to show that it R892 is connect to pin China TPM pin 28	X03
86	29	ICH9M	09/14/2007	Dell	SCH162277: GPIO for China TPM vs. USH TPM	Follow the new GPIO map to implement China TPM ID strap	X03
87	36	USH	09/14/2007	Dell	Follow TPM Option Table on page 29.	Depop R466	X03
88	38	EC	09/19/2007	Dell	SCH162762: No Stuff U37 - Flash ROM on the EC	Depop U37, C672, R589, R590, R591, R592, R593	X03
89	23	ICH	09/19/2007	Dell	SCH162766: Need to change the value of R908	Changed the value of R908 to 1 k ohm	X03
90	21, 38	ICH	09/19/2007	Dell	SCH162800: Check U57 and U62 for packages	SOT353 and SC70 footprint are the same package	X03
91	24,29,37	ICH/LOM	10/09/2007 Updated	Dell	SCH162826: Connect the ICH9 GPIO12 to the Intel LOM LAN_DISABLE_N	Removed U58. Added R1008.	X03
92	34	MiniCard	09/19/2007	Dell	SCH162827: No pop the 0 Ohm resistors that connect the USB and PCIE mini-card detects	No pop R740, R741, and R742	X03
93	10	MCH	09/19/2007	Dell	SCH162822: Remove one of the two pull-ups on PM_EXTTTS#	Removed R85 and changed netname from PM_EXTTTS#0/#1 to PM_EXTTTS#	X03
94	19, 37	LVDS/5028	09/27/2007	Dell	SCH162824: Add load switch for the camera power	Removed D4 and Added C1043, C1044, Q132, Q133, R995. Use GPIOB4 on the 5028 for CCD_OFF .	X03
95	21	DP	09/27/2007	Dell	SCH162926: Need to add 100k pull down to DPC_CA_DE	Added R996	X03
96	27	Audio	09/27/2007	Dell	SCH162888: Remove the cap on DAI_12MHZ#	Removed C604	X03
97	35	Docking	09/29/2007	Compal	SCH163185: Add ESD discharge parts for the Dock Power pins	Added D64, D65 (Nostuff)	X03
98	28	Amplifier	09/29/2007	Dell	SCH162939: C434 and C435 can be reduced to 0805	Changed C434, C435 size to 0805	X03
99	37	SIO	10/02/2007	Dell	Change BID to X00 (011)	Changed R529 stuff. R534 nostuff.	X03
100	36	USH	10/02/2007	Dell	SCH163294: USH strapping option resitor missing in Roush	Changed R479 pull-up and R478 pull-down.	X03
101	24,34	Minicard	10/03/2007	Dell	SCH163380: Populate the PCIE MCARD Detect 100k pull-ups, and move R266 to page 34	Populate:R439, R449 (Change from 8.2k to 100k), R458. Move R266 from page 24 to page 34	X03
102	37,42	LED	10/09/2007 Updated	Dell	SCH161770: LED Circuit Changes	Added:R999~R1006. Q136, Q137. Q139~Q145, U65. Removed: D44, D60, D62.	X03
103	35	Docking	10/04/2007	Compal	SCH163409: Populate D64 and D65 (ESD Diodes on +DOCK_PWR_BAR)	D64, D65 changed to stuff.	X03
104	5,38	EC	10/05/2007	Dell	SCH163535: DOCK_SMB_CLK and DOCK_SMB_DAT pulled up resistor to +3.3V_ALW	Change R565 and R567 from +5V_ALW to +3.3V_ALW	X03
105	20	Video	10/05/2007	Compal	SCH163503: Nostuff ESD Diodes	Nostuff D5, D6, D7	X03
106	33, 37	EC	10/05/2007	Dell	SCH163465: Change Netname following 1003 GPIO Map	Rename GPIOB2 pin 82 from DELL_ESATA_PWR_EN# to USB_CHARGER_PWR_EN# for clarification	X03

DELL CONFIDENTIAL/PROPRIETARY

Compal Electronics, Inc.

Changed-List History

LA-3801P

Date: Thursday, June 12, 2008 Sheet 55 of 66

PROPRIETARY NOTE: THIS SHEET OF ENGINEERING DRAWING AND SPECIFICATIONS CONTAINS CONFIDENTIAL TRADE SECRET AND OTHER PROPRIETARY INFORMATION OF DELL INC. ("DELL") THIS DOCUMENT MAY NOT BE TRANSFERRED OR COPIED WITHOUT THE EXPRESS WRITTEN AUTHORIZATION OF DELL. IN ADDITION, NEITHER THIS SHEET NOR THE INFORMATION IT CONTAINS MAY BE USED BY OR DISCLOSED TO ANY THIRD PARTY WITHOUT DELL'S EXPRESS WRITTEN CONSENT.



Version Change List (P. I. R. List)

Item	Page#	Title	Date	Request Owner	Issue Description	Solution Description	Rev.
107	24,37	ICH,SIO	10/09/2007	Dell	SCH163524: Need to change SNIFFER_DET# connection	Disconnect SNIFFER_DET# from ICH pin AE18 and connect it to EC5028 pin 33. Rename, SNIFFER_DET# to PWR_BTN_BD_DET#	X03
108	36	USH	10/11/2007	Compal	SCH163437: Teridian Feedback: Make sure Inductor has max rated current 400mA on pin 27	L69 change to 1210 size to support max 400mA	X03
109	33	USB	10/26/2007 Updated	Compal	SCH163706: Charge USB Circuit Update	1. JESAI pin1 change to +5V_ESATA and pin5 change to +5V_CHGUSB 2. JESAI pin2,3 change to USBP3_D-,USBP3_D+ and pin6,7 change to USBP2_D- SW, USBP2_D+ SW	X03
110	38	EC	10/17/2007	Compal	SCH163795: Follow M09 GPIO_100307 MAP to modify schematic	1.Add R85,C918 for RC_ID 2.Remove DEBUG_ENABLE# and connect HOST_DEBUG_RX from U36 pin71 to R577 pin2 3.Remove ADAPT_TRIP_SET on U35 pin70 and PR169 Pin1	X03
111	23, 29, 36, 38	ICH, LOM, USH,EC	10/30/2007	Compal	SCH164314: Crystal CL Caps Changes (UMA Only)	1. C297, C475, C476, C608 changed to 12pF 2. C609 changed to 15pF 3. C515 changed to 22pF 4. C514, C675 changed to 27pF	X03
112	38	EC	10/30/2007	Dell	SCH163795: Follow M09 GPIO_100307 MAP to modify schematic	1. Changed MEC5035 pin30 to SUSPWROK (Host RX is used) R553 del 2. Changed MEC5035 pin19 from SUSPWROK to RC_ID 3. RSVD Pin 70 GPIOC5 / ACK# ADAPT_TRIP_SEL 4. RSVD Pin 71 GPIOC6 / ERROR# ITP_DBRESET#(RSVD) / LCD_TST	X03
113	37	SIO	10/31/2007	Dell	SCH164408: GPIO Map Update (1025)	1. Added MDC_RST_DIS# to GPIOE5/DTR# (Del R489, R830) 2. Changed pin 82 from USB_CHARGER_PWR_EN# to ESATA_USB_PWR_EN# 3. Change pin 104 from ESATA_USB_PWR_EN# to USB_POWERSHARE_PWR_EN#	X03
114	28	Amplifier	11/01/2007	Dell	SCH164416: Line out and Line In THD+N Failures require cap changes	Changes need to be made to the Line Out series Capacitors C436 & C437 from 1uF 1206 to 2.2uF 1206	X03
115	12,20	GMCH,CRT	11/01/2007	Dell	SCH163782: Remove options for TV on UMA	Disconnect TV_CVBS, TV_Y and TV_C from U4, and connect each to a 75 ohm resistor to ground. Removed R669, R762, R763. Make pins 7B1, 8B1, 9B1, 7B2, 8B2, and 9B2 NC at U4	X03
116	18,41	Thermal	11/01/2007	Dell	SCH162207: Issue to track the power rail for the EMC4002	Follow Maybach circuit.	X03
117	33	USB	11/06/2007	Compal	SCH164452: USB Switch Footprint Changed for Multiple Sources Support	Added C1045. Changed U54 footprint.	X03
118	37	SIO	11/07/2007	Dell	SCH164730: MDC_RST Connection Changed per GPIO Map (1105)	ECE5028 Moved MDC_RST from pin 84 GPIOE5/DTR# to Pin 102 GPIOA5	X03
119	18	Thermal	11/07/2007	Dell	TASK162399: Need to contact SMSC about Guardian errata	Changed R142 from 22 to 0 Ohm.	X03
120	10	GMCH	11/07/2007	Dell	TASK162887: Add level shifter from 3.3V to 1.5V for MCH HDA	Added U66, U67, C1046, C1047, C1048, C1049. Stuff R243~R246.	X03
121	35	Docking	11/08/2007	Dell	SCH164795: Docking Pin Out Change to Support Battery Slice	Assign Pin 41 of the docking connector for NBDOCK_DC_IN_SS	X03
122	42	LED	11/08/2007	Dell	SCH164770: Change CAP/NUM/SCRL LEDs to +5V_ALW	Change the 3x LED power rail to +5V_ALW instead of +5V_RUN	X03
123	30	LAN	11/09/2007	Compal	SCH164581: Remove termination resistor and capacitor for LAN_TX[0..3]+/-	Removed MDI termination R384~R391,C488~C491	X03
124	12,13	GMCH	11/09/2007	Dell	SCH164856: Remove options for TV form Cantiga	1.Pin B24, A24 (VCCA_TV_DAC) - connect to motherboard ground plane 2.VCCD_TVDAC - - connect to motherboard ground plane 3.VCCD_QDAC - Connect to 1.5V with filter 4.TVA_DAC, TVB_DAC, TVC_DAC, TV_IRTN - connect to motherboard ground plane 5.TV_DCONSEL - left as a no connect	X03
125	18	4002	11/12/2007	Dell	SCH164877: EMC4002 POWER_SW# Input - Add AND Gate	Added U68, R1014, R1015, C1050	X03
126	38	EC	11/12/2007	Dell	SCH164893: Remove U37 (SPI ROM on EC)	Removed U37, R558, R589~R593, C672	X03

DELL CONFIDENTIAL/PROPRIETARY

Compal Electronics, Inc.

Changed-List History

LA-3801P

Date: Thursday, June 12, 2008 Sheet 56 of 66

PROPRIETARY NOTE: THIS SHEET OF ENGINEERING DRAWING AND SPECIFICATIONS CONTAINS CONFIDENTIAL TRADE SECRET AND OTHER PROPRIETARY INFORMATION OF DELL INC. ("DELL") THIS DOCUMENT MAY NOT BE TRANSFERRED OR COPIED WITHOUT THE EXPRESS WRITTEN AUTHORIZATION OF DELL. IN ADDITION, NEITHER THIS SHEET NOR THE INFORMATION IT CONTAINS MAY BE USED BY OR DISCLOSED TO ANY THIRD PARTY WITHOUT DELL'S EXPRESS WRITTEN CONSENT.



Version Change List (P. I. R. List)

Item	Page#	Title	Date	Request Owner	Issue Description	Solution Description	Rev.
127	6,36	CLOCK,USH	11/12/2007	Dell	SCH164896: PCI Clock BOM Options for ROW vs. China TPM	Change R29 from 22 Ohm to 33 Ohm 5@ (ROW TPM PCI Clock) Change R854 from 22 Ohm to 33 Ohm 4@ (China TPM PCI Clock) Add R1016 (100k) pull-down 4@ on U32 pin M7	X03
128	29,33,35	LOM,Docking	11/12/2007	Dell	SCH164888: Add Intel LOM LDO for 2.65V/2.5V	1. Add Q50, Q146, R1017-R1020 2. Remove R377, R380, Q46, C482,R377	X03
129	30	LAN SW	11/12/2007	Dell	SCH164889: Change L20-L27 from 36nH to 22nH	Change MDI bus value at L20~ L27 from 36nH to 22nH. These changes will help improving the IEEE Return Loss margins	X03
130	33	USB	11/12/2007	Compal	LAY164667: USB Switch Layout Changes following Vendor's recommendation	Change Common mode choke connection to between switch and connector.	X03
131	21	DP	11/13/2007	Compal	TASK163764: Input derating data before PT gerber	1. Applying voltage on ceramic capacitors: C772~ C775, C794, C1044 2. Applying current on inductor: L45, L46 3. Applying current on diode: D10	X03
132	38	EC	11/13/2007	Dell	SCH164928: Change Netnames Following Power Circuit Changes	From "ACAV_IN_DOCK" to "ACAV_DOCK_SRC" From "ACAV_IN_DOCK#" to "ACAV_DOCK_SRC#" From "ACAV_IN_MB/DOCK" to "ACAV_IN" Remove U59, C1012. Add U69, C1051.	X03
133	37	SIO	11/13/2007	Dell	DF174483: [SSI2]The LCD/LED will keep had power with USB device when unplug AC & Battery	1) Add 100k no pop pull-ups to +3.3V_ALW2 on: - USB_SIDE_EN# - ESATA_USB_PWR_EN# - USB_POWERSHARE_PWR_EN# 2) No stuff R502, R923, R929.	X03
134	18	4002	11/14/2007	Dell	SCH162823: Connect PWR_MON_GFX to VIN1 on the EMC4002 - Depop the UL circuit	-Disconnect PWR_MON_GFX from EMC4002 VCP2 -Connect EMC4002 VCP2 to ISL88731 with a 4.7k series resistor -Identify the values of R930 and R997	X03
135	37	SIO	11/14/2007	Dell	SCH165017: Change PU to PD on SYS_LED_MASK#	change R658 from a no stuff pull-up to a populated pull-down	X03
136	21	DP	11/14/2007	Dell	SCH165016: Add UMA DP contingency pop options	Add R1024, R1025, R1028~ R1033	X03
137	39	1088	11/14/2007	Dell	SCH165024: Remove nostuff parts from Roush schematic	Remove U38 (ECE1088), C677, C676, R747, R650, R826, R557	X03
138	36	USH	11/15/2007	Dell	SCH165076: Remove unnecessary Contactless SmartCard components	R495, R799, C777, R499, and C783 can be replaced with a short, and R800 can be replaced with an open	X03
139	24,33,36	USH,BIO, ICH	11/15/2007	Dell	SCH165067: FP_RESET# signal from USH to Fingerprint reader	1) Connect USH SMC_ADD_23 (Pin C3) to Fingerprint reader connector JBIOI pin5 with a 4.7K pull-up to +3.3V_RUN. R1034 added. 2) Remove BIO_DET# connction to the ICH9M pin A8	X03
140	37	SIO	11/15/2007	Dell	SCH165068: Add FET buffer on signal INSTANT_ON_SW# to 5028 pin 28	Add D66, R1035, R1036	X03
141	27,38	CODEC,EC	11/15/2007	Dell	DF179111: SMBus EA some item measure fail	1.LCD_SMBCLK/LCD_SMBDAT change PU resistor of R548,R549 to 2.2K 2.DAI_SMBCLK/DAI_SMBDAT stuff R334,R335 to 2.2K 3.DOCK_SMB_CLK/DOCK_SMB_DAT change PU to +3.3V_ALW (R565, R567) Y3, Y5 change to use KDS's crystal replace non-PSL part.	X03
142	27,36	CODEC,USH	11/19/2007	Compal	Some Crystal is not PSL parts.	Change U2,U10,U16,U23,U32 P/N	X03
143	10,22,27, 29,36	NB,SB,USH, CODEC,LOM	11/21/2007	Compal	Change chips new revision P/N for PT1		X03
144	37	SIO	11/20/2007	Dell	Change BID to X04 (100)	Change R531, R534, R535 stuff. R529, R530, R536 nostuff.	X04
145	34	Mini-Card	11/20/2007	Dell	SIM card Footprint change per ME request	JSIM1 footprint change	X04
146	24	SPI	11/22/2007	Dell	Unstuff 2nd SPI ROM for ICH	Depop U13,R304,R305,R306,R308,R309,R295,C329	X04
147	35	Docking	11/26/2007	Compal	SCH165307: Docking Conn ESD Concern - Dock Power pins	Remove D65 & change D64 footpint from SOD323-2 to SOT23-3	X04
148	24	SPI	11/28/2007	Dell	SCH165504: Remove 2nd SPI ROM for ICH	Remove U13,R304,R305,R306,R307,R308,R309,R295,C329	X04
149	34	Mini-Card	11/28/2007	Compal	SCH165319: PCIE_MCARD1_DET# pull-up to wrong power rail	No-stuff R439 and add 100K of R443 to pull-up +3.3V_ALW_ICH	X04
150	38	EC	11/29/2007	Compal	SCH165505: X04: Add pop options to change INSTANT_ON_SW# from RTC to +3.3V_ALW Rail	Add 0ohm of R445,100K of R589. No-stuff R560,C1011,U57,D66, Pop R1036	X04

DELL CONFIDENTIAL/PROPRIETARY

Compal Electronics, Inc.

Changed-List History

LA-3801P

Date: Thursday, June 12, 2008 Sheet 57 of 66

PROPRIETARY NOTE: THIS SHEET OF ENGINEERING DRAWING AND SPECIFICATIONS CONTAINS CONFIDENTIAL TRADE SECRET AND OTHER PROPRIETARY INFORMATION OF DELL INC. ("DELL") THIS DOCUMENT MAY NOT BE TRANSFERRED OR COPIED WITHOUT THE EXPRESS WRITTEN AUTHORIZATION OF DELL. IN ADDITION, NEITHER THIS SHEET NOR THE INFORMATION IT CONTAINS MAY BE USED BY OR DISCLOSED TO ANY THIRD PARTY WITHOUT DELL'S EXPRESS WRITTEN CONSENT.

Version Change List (P. I. R. List)

Item	Page#	Title	Date	Request Owner	Issue Description	Solution Description	Rev.
151	10	DP	12/10/2007	DELL	SCH165547: UMA DP rework	Change R181 to 4.02K,R672 to 976ohm	X04
152	30	LAN Switch	11/29/2007	DELL	LAY165172: LOM Feedback for X04 - Improve routing on the MDI signals	Swap LAN_TX[0..3]+/LAN_TX[0..3]-,SW_LAN_TX[0..3]+/SW_LAN_TX[0..3]-,DOCK_LOM_TRD[0..3]+/DOCK_LOM_TRD[0..3]-	X04
153	13	MCH	11/29/2007	Compal	SCH165564: Remove D1,R122 from Intel request	No-stuff D1,R122 from Intel request	X04
154	7	CPU	11/30/2007	Compal	SCH165378: No-stuff H_RESET# pull-up resistor of R63	No-stuff R63	X04
155	21	DP	11/30/2007	Compal	SCH165621: X04: Populate D10 with a 0 Ohm resistor	D10 PCB Footprint can't stuff 0805 or 1210 resistor directly, so add 1210 0ohm of R210 and no-stuff D10.	X04
156	21	DP	12/2/2007	Intel	SCH165292: Follow Intel Proposal for DP interoperability	1. Add Q147 pin1,4 contact to SDVO_CTRLCLK,SDVO_CTRLDATA and pin6,3 to DPB_AUX_SW,DPB_AUX#_SW contact to DP SW,pin2,5 contact to U70.4 2. Add U70,C314. U70 pin5 conatct to +3.3V_RUN and C314. pin2 contact to U8 pin4 3. Conatct DPB_AUX#_C to pull-up,DPB_AUX_C to pull-down 4. Add Q148 pin1,4 contact to DDPC_CTRLCLK,DDPC_CTRLDATA and pin6,3 to DPC_AUX_DOCK,DPC_AUX#_DOCK contact to Docking,pin2,5 contact to U71.4 5. Add U71,C329. U71 pin5 conatct to +3.3V_RUN and C329. pin2 contact to U8 pin4 6. Conatct DPC_AUX#_C to pull-up,DPC_AUX_C to pull-down	X04
157	36	USH	12/3/2007	Broadcom	SCH165660: SC_DET issue from Broadcom highlight	Add R914 pull-down contact to SC_DET on JSC1 pin2 and no-stuff	X04
158	28	Amplifier	12/5/2007	DELL	SCH165765: Audio Feedback: Change 2 resistor values, Add two resistors on IO board	Change R818,R827 to 1K_0402_1%	X04
159	37,42	Wireless	12/5/2007	DELL	SCH165763: Change Wireless net name (on is toward the user)	Change net name from WIRELESS_ON/OFF# to WIRELESS_ON#/OFF	X04
160	36	USH	12/6/2007	Broadcom	SCH165731: Follow Broadcom request to modify Maybach schematic for USH	1.Depop R490,C591 2.Pop R829 and depop R467 3.Depop R849 4.Change R476 to 5.1M ohm and R488 to 3.3M ohm 5.No-stuff C594 6.Change R473,R771 to 1K 7.Change C621,C706,C646 to X5R	X04
161	12	MCH	12/6/2007	Intel	SCH165516: Modify CRT_TVO_IREF(U2.pine29), LVDS_IBG(U2.pinC44) pull-down resistor value	Change R688 to 2.4K_0402_1%	X04
162	18	EMC4002	12/7/2007	SMSC	SCH165882: Disable EMC4002 LDO	Add R211 and no-stuff R149	X04
163	18	DP	12/7/2007	DELL	SCH165881: Populate R1024 for UMA DP	Pop R1024	X04
164	18	Codec	12/7/2007	Intel	SCH165764: Change HDA buffers to Cantiga to be bi-directional	Change U67 to FXL2SD106BQX of uni-direction to bi-direction and delete U66,C1048,C1049. Add R89	X04
165	42	LED	12/7/2007	Compal	SCH165913: +5V_RUN backdrive issue on S3 mode	Add D67 between Q97 and Q98	X04
166	37	ECE5028	12/8/2007	Compal	INSTANT_ON_SW double pull-up	No-stuff R1035	X04
167	29	LAN	12/8/2007	Intel	SCH165970: Disable ICH GPIO12 of LAN_DISABLE to control LAN PHY	Add pull-up resistor of R295 to +3.3V_ALW_ICH and no-stuff	X04
168	10	DP	12/8/2007	Intel	SCH165950: Intel request for DP function	Change R180,R182,R183 to 4.02K	X04
169	29	DP	12/8/2007	Compal	SCH165838: De-pop R1008 for control LAN PHY enable form BIOS setting	De-pop R1008	X04
170	27	Auido Codec	12/10/2007	IDT	SCH165972: Follow IDT request to change C408~C411 to 2.2uF	Change C408~C411 to 2.2U_10V_0805 X5R	X04
171	31	Cardbus	12/10/2007	Ricoh	SCH165973: Follow Ricoh request to modify schematic	Add C622,C1012,C1016,C1036,C1037,R1037,R799,R800 No-stuff R684,R790,R657	X04
172	18,21,37,38,42	TTL	12/13/2007	Compal	SCH166138: About 74AHCT1G08GW AND Gate issue	Change U68, U62, U69, U57, and U65 from 74AHCT1G08GW to 74AHC1G08GW	X04

DELL CONFIDENTIAL/PROPRIETARY

Compal Electronics, Inc.

Changed-List History

LA-3801P

Date: Thursday, June 12, 2008 Sheet 58 of 88

PROPRIETARY NOTE: THIS SHEET OF ENGINEERING DRAWING AND SPECIFICATIONS CONTAINS CONFIDENTIAL TRADE SECRET AND OTHER PROPRIETARY INFORMATION OF DELL INC. ("DELL") THIS DOCUMENT MAY NOT BE TRANSFERRED OR COPIED WITHOUT THE EXPRESS WRITTEN AUTHORIZATION OF DELL. IN ADDITION, NEITHER THIS SHEET NOR THE INFORMATION IT CONTAINS MAY BE USED BY OR DISCLOSED TO ANY THIRD PARTY WITHOUT DELL'S EXPRESS WRITTEN CONSENT.



Version Change List (P. I. R. List)

Item	Page#	Title	Date	Request Owner	Issue Description	Solution Description	Rev.
173	27	Auido Codec	12/10/2007	IDT	SCH165972: Follow IDT request to change C408~C411 to 2.2uF	Change C408~C411 to 2.2U_10V_0805 X5R	X04
174	38	5035	12/14/2007	Dell	TASK166116: Updated GPIO Map	The signal ACAV_DOCK_SRC# can be removed from the 5035	X04
175	35	Docking	12/14/2007	Dell	SCH166112: Add a pull-up on DOCK_DET# to +3.3V_ALW	Add R1038. R124 nostuff.	X04
176	42	LED	12/17/2007	Dell	SCH166225: Add mask signal on NUM/SCRL/CAPS LEDs	Add Q150. R1039 nostuff.	X04
177	33, 38	USB,5035	12/18/2007	Updated	SCH166229: Update Cell charger detect circuit	Add D68, D69, R1040. Del R927. C1042 change value to 1uF.	X04
178	29	PHY	12/17/2007	Dell	SCH165838: De-pop R1008 for control LAN PHY enable form BIOS setting	Pop R1008 because new BIOS fixed this softstrap issue	X04
179	6,8,10,24	CLOCK,CPU, MCH, ICH	12/17/2007	Dell	SCH166180: Intel NOA test point compliance	Add R1041~R1045.	X04
180	33	USB	12/17/2007	Dell	SCH166140: Add SATA repeater for ICH to ESATA trace over 5inch issue	Add U72, C488~C490, C1052, R305~R307.	X04
181	31	RICOH	12/18/2007	Dell	SCH165973: Follow Ricoh request to modify schematic	1.Connect totally 10uF bulk capacitor(s) to 1.5VOUT pins. 2. Connect totally 10uF bulk capacitor(s) to AUXOUT pins. 3. Remove pull-up resistor from CPPE# signal. 4. Remove pull-up resistor from CPUSB# signal. 5. SHDN#, apply NC/open 6. Remove pull-up resistor from SHDN# 7. Apply pull-down resistor to SPKROUT pin. 8. Add capacitors for CCD[2:1]# 9. Connect CADR22 to CPUSB# pin of ExpressCard Connector 10. Connect CDATE2 to PERST# pin of ExpressCard Connector 11. Add capacitor for FIL0, 0.01uF	X04
182	35,38	5035, Docking	12/18/2007	Dell	SCH166292: Add Dock changes for GPIO50 pin 41 of the 5035	Add R1046, C1053. 5035 GPIO50 connected to Docking pin 140.	X04
183	18,33	4002,esATA	12/19/2007	Dell	TASK166288: ESATA Redriver Questions	1. Using the Guardian LDO set to +1.8V for the VDD 2. Changed power rail to +1.8V_RUN 3. Connected the enable to a pull-up to the same rail as VDD 4. Use PI2EQX3201B 5. No any 2nd source for this part	X04
184	36	USH	12/19/2007	Dell	SCH166328: Add a series resistor on PLTRST3# for the USH RESET_N	Add R1048	X04
185	36	USH	12/19/2007	Dell	SCH166327: Add a no stuff diode in parallel w/ R464	Add D70	X04
186	42	LED	12/20/2007	Compal	SCH166355: Add Bypass Capacitor for TTL gate	Add C1058~C1061	X04
187	36	USH	12/20/2007	Compal	SCH166388: Change USH Circuit per Broadcom Feedback	1.Change R476 to 5.1M ohms and R488 to 3.3M ohms to lower 2.Pop D70, C641, C647,C1020,C1021,R474,R829. Depop R464,R466,R467 Add R1060~R1067 pop option resistoies.	X04
188	21	DP	12/20/2007	Compal	SCH166397: DP Pop Options for UMA	Add D71, R1068.	X04
189	35	Docking	12/20/2007	Dell	SCH166399: Roush + Docking AC protect issue(crowbar)	Add R1076	X04
190	13	MCH	12/21/2007	Compal	Debug +3.3V_RUN backdrive issue on S3 mode	Add D65,R1078 and reserve R1081	X04
191	37	SIO	12/27/2007	DELL	For Power change Media Slice issue	Change C271,C272,C273,C274 placement.Add R1060,R1061,R1064,R1065.	X04
192	21	DP	12/27/2007	Compal	For DP & DVI can't work issue	Reserve R1062,R1063,R1072,R1073,R1074,R1075	X04
193	21	DP	12/27/2007	Compal	For DP & DVI can't work issue	Change C271,C272,C273,C274 placement.Add R1060,R1061,R1064,R1065.	X04
194	33	ESATA	12/27/2007	DELL	SCH166445: ESATA feedback on 3201 pin 11 and pin 12	Reserve R1056,R1057,R1066,R1067,R1069,R1070	X04
195	36	Broadcom	12/27/2007	DELL	SCH166428: Add a No Stuff series resistor between PLTRST3# and RST_N	Reserve R1071	X04

PROPRIETARY NOTE: THIS SHEET OF ENGINEERING DRAWING AND SPECIFICATIONS CONTAINS CONFIDENTIAL TRADE SECRET AND OTHER PROPRIETARY INFORMATION OF DELL INC. ("DELL") THIS DOCUMENT MAY NOT BE TRANSFERRED OR COPIED WITHOUT THE EXPRESS WRITTEN AUTHORIZATION OF DELL. IN ADDITION, NEITHER THIS SHEET NOR THE INFORMATION IT CONTAINS MAY BE USED BY OR DISCLOSED TO ANY THIRD PARTY WITHOUT DELL'S EXPRESS WRITTEN CONSENT.




DELL CONFIDENTIAL/PROPRIETARY

Compal Electronics, Inc.		
Title		
Changed-List History		
Size	Document Number	Rev
	LA-3801P	0.8
Date:	Thursday, June 12, 2008	Sheet 59 of 88

Version Change List (P. I. R. List)

Item	Page#	Title	Date	Request Owner	Issue Description	Solution Description	Rev.
196	All	All	01/23/2008	Compal	Update changes following PT2 MEMO	Update changes following PT2 latest MEMO Rev.0.6	X05
197	37	SIO	01/23/2008	Dell	SCH166607: UMA X04 - No Stuff R1081	No Stuff R1081	X05
198	7	CPU	01/23/2008	Dell	SCH166740: X05 - Change ITP resistor values	R67->27 ohm,R64->39 ohm,R66->649 ohm,R65->150 ohm, R57->124 ohm	X05
199	36	USH	01/23/2008	Dell	SCH166962: Roush X05 - EA issue with USB to 5880	Change R468 and R469 to 0 Ohms	X05
200	33	USB	01/23/2008	Dell	SCH167262: X05 - Add 0 Ohm bypass resistors on U54 for USB port 2	Add R1082, R1083	X05
201	42	LED	01/28/2008	Compal	DF192207: Power LED current over spec	Change R1001 to 82 ohm	X05
202	36	USH	01/28/2008	Dell	SCH167383: ROW TPM Disable Pop Options	Make D70, and R841 = 5@ (pop for USH TPM) Make R483 = 4@ (for China config)	X05
203	18	EMC4002	01/29/2008	Dell	SCH167478: Change R152 from 0 Ohm to 0.82 Ohm for EMC4002 LDO Input	Change R152 from 0 Ohm to 0.82 Ohm	X05
204	6	Clock	02/12/2008 Update	Dell	SCH167489: L1 Part Derating Problem	Change L1 to BK2125HS601-T	X05
205	36	USH	01/30/2008	Compal	SCH167486: Smartcard Circuit Update	R849 must be pop-ed to support USH low power	X05
206	35	Docking	01/31/2008	Compal	SCH167590: Docking Detection Circuit Update	No stuff R1068.	X05
207	33	eSATA	02/12/2008	Dell	SCH167851: X05 - Pop R1058 for ESATA EA	Stuff R1058	X05
208	10	MCH	02/12/2008	Dell	SCH167660: BOM option for Intel debug	Add R1088 (no stuff)	X05
209	27	CODEC	02/13/2008	Compal	SCH168055: PC BEEP Circuit Update	Nostuff R328. Change R327 and R828 to 499K	X05
210	21	DP	02/19/2008	Dell	SCH168270: More DP changes for UMA	No pop R1033, R1031, R1072, R1074. Populate R278, R1024	X05
211	21	DP	02/19/2008	Dell	SCH168269: Correction to meet DP spec	Change R996 to 1 M ohm	X05
212	27,28	CODEC	02/19/2008	Dell	SCH168158: SSM2602 Circuit Update	Add R1089, R1090 resistors around C410 and C411. Change C406 to 10uF cap to pin 20 of U15 2602 Change C436 and C437 from 2.2uF 1206 to 10uF 1206 (DF194434)	X05
213	07	ITP	02/19/2008	Dell	SCH168093: Populate JITP1 and Supporting Components	Populate JITP1	X05
214	36	USH	02/21/2008	Dell	Broadcom feedback: Pi filter	Add L71, L72, C1070, C1071	X05
215	27	CODEC	02/26/2008 Update	Dell	SCH168407: SSM2602 Circuit Review Feedback	Remove:C395 Add:L70, L71, C1066, C1067, C1068, C1069, R1091, R1092. Value change:C391,C406,C397,C401,C408,C409,C410,C411,R340,R342. Connection change:R1089, R1090, C396, C397, C398, R346, R347.	X05
216	39	TP	02/27/2008	Dell	SCH168492: Touchpad Changes to fix backdrive	Add R1093, R1094. No stuff R594, R595.	X05
217	27	Audio	02/27/2008	ADI	SCH168407: SSM2602 Circuit Review Feedback	Add:L70, C1066, C1067, C1068, C1069 Value change:C391,C406,C397,C401,C408,C409,C410,C411,R340,R342. Connection change:R1089, R1090, C396, C397, C398	X05
218	34	SIM	02/27/2008	Compal	SCH168596: Change SIM Card Connector Back to Push-Push Button Type	Changed JSIM1 to push-push type	X05
219	18,37,38	4002,5028,5035	03/04/2008	SMSC	SCH168546: SMSC ST Feedback for 4002/5028/5035	R153 change to 3.16K. Add C1072. No stuff R900.	X05
220	37	5028	03/04/2008	Compal	BID Chnagne	Stuff R529. No stuff R534.	X05
221	20	CRT	03/04/2008	Compal	SCH167856: X05 - RGB Filter Change	R1095-R1097(0 ohm) replace L8,L9,L10. No stuff C255,C256 C257,C390,C518,C996. Add R1098. No stuff R185, R187	X05
222	21	DP	03/04/2008	Dell	SCH168809: Add pull down to prevent floating input	Populate R840.	X05
223	34	Mini-Card	03/07/2008	Dell	SCH169083: Pop R840 for WIMAX LED support post RTS	Populate R1082 & R1083. No stuff U54.	X05
224	33	USB	03/07/2008	Dell	SCH169019: Pop R1082 & R1083 to bypass USB buffer	Change R849=1.5k, and R913=300 Ohm	X05
225	36	USH	03/10/2008	Dell	SCH169129: Smart Card Insertion	1. Removed C255, C256, C257, C267 and C268. 2. Change C390, C518 and C996 from 22pF to 10pF 3. Short L8, L9 and L10 (Replaced by R1095-R1097).	X05
226	20	CRT	03/10/2008	Compal	SCH167856: X05 - RGB Filter Change		X05

DELL CONFIDENTIAL/PROPRIETARY

		Compal Electronics, Inc.	
		Chaged-List History	
Size	Document Number	LA-3801P	
Date:	Thursday, June 12, 2008	Sheet	60 of 66

PROPRIETARY NOTE: THIS SHEET OF ENGINEERING DRAWING AND SPECIFICATIONS CONTAINS CONFIDENTIAL TRADE SECRET AND OTHER PROPRIETARY INFORMATION OF DELL INC. ("DELL") THIS DOCUMENT MAY NOT BE TRANSFERRED OR COPIED WITHOUT THE EXPRESS WRITTEN AUTHORIZATION OF DELL. IN ADDITION, NEITHER THIS SHEET NOR THE INFORMATION IT CONTAINS MAY BE USED BY OR DISCLOSED TO ANY THIRD PARTY WITHOUT DELL'S EXPRESS WRITTEN CONSENT.

Version Change List (P. I. R. List)

Item	Page#	Title	Date	Request Owner	Issue Description	Solution Description	Rev.
227	21	DP	03/10/2008	Dell	SCH168711:Modify circuit to comply to DP 1.1a spec	1. Depop R1033, R1031, R1032, R1030. Pop R278. 2. Add SN74CBTD3306CPWR switches (U75-U78) to DDC lines. 3. Change R996 to 1 M ohm 4. Add a 1 M (R1098) pull down on U9 pin 39. Depop R185 and R187 5. Replace F1 with GEC 1206L150-C PTC. 6. Add a 10 uF cap (C1075) from +VDISPLAY_VCC to ground.	X05
228	7	ITP	03/10/2008	Dell	SCH168709: Issue to track ITP	Add R1103-R1113	X05
229	12	TV	03/11/2008	Dell	Add 75 Ohm termination resistors on TV DAC	Add R1104-R1116	X05
230	6,23,24,27,29,31,35,37,38	RC Termination	03/11/2008	Compal	SCH169206: WWAN Noise Solution	-Add R527,R744,R418,R462,R588,R285,C656,C589,C517,C590,C673,C318,C302,C300,C309 -Value Change R786, R379	X05
231	34,42	MiniCard	03/11/2008	Compal	SCH169218: Remove Screw Hole and MiniCard Latches	Remove H8, JLAT2, JLAT3	X05
232	23	Crystal	03/12/2008	Compal	ME add new z-high limit cause 32.768Khz material interfere.	Change Y1 Footprint from Y_1TJS125DJ4A420P_4P to Y_1TJE125DP1_2P	X05
233	26,32	ME	03/12/2008	Compal	ME update ODD,PCMCIA connector footprint Remove Hole & Mini card latch from ME request	Change JSATA1 Footprint to TYCO_2-1759838-8_13P_RV-T, JCBUS1 to MOLEX_48315-0012_68P_RT-T.Delete H8,JLAT2,JLAT3	X05
234	31	SD card	03/12/2008	Ricoh	SCH169273: Resolve SD_CLK under shoot issue below from Ricoh request	Add C491 close to JSD1 pin8	X05
235	36	RFID	03/12/2008	Broadcom	SCH169256: Need to make changes to RFID schematic connections	Follow Broadcom comment to modify circuit	X05
238	36	DAI	03/13/2008	ADI	Follow DELL request to modify	1. U15 pin12 to GND and remove C396 2. Change C1066, C1067, C1068 and C1069 to 1nF 3. Change C408 and C409 to 1uf. 4. Change C410 and C411 to 0.22uF 5. Change R340 and R342, R1091 and R1092 to 200 Ohm 6. Change R1089 and R1090 to 10M.	X05
239	35	Docking	03/13/2008	Compal	DF193241: <ESD> Enhance ESD: Air discharge to jack screw cause system hang-up	Add C672,C1076 close to JDOCK1 pin39,40	X05
240	27	Auido	03/13/2008	Compal	EMI team find had noise at 2MHz	Reserve C676 on DMIC_CLK signal	X05
241	24,37	SPI ROM	03/14/2008	DELL	SCH169380: GPIO for Write Protect (WP#) for SPI Flash	1.Add 2nd SPI ROM schematic 2.Add serial resistor and contact SPI_WP#_SEL signal from U35.23 to U12.3,U13.3	X05
242	36	SPI ROM	03/14/2008	Compal	U34 component z-high interfere ME define	Change package from S08 to VFQFPN8	X05
243	31	CARDBUS	03/17/2008	Compal	SCH169447: 24.576MHz (X3) Crystal Circuit Update	Add R1117 no stuff	X05
244	6	Clock	03/18/2008	Dell	CLK_PCI_DOCK is shared with CLK_PCI_PCM. It does not follow the Roush PIG, and causes risk for docking scenarios. (Roush gating list)	CLK_PCI_PCM change net from pin32 to pin33 of U1	X05
245	12,35	DP	03/20/2008	Dell	Improve DP trace routing	Remove D22,D23,D24,D25. Add C77 close to R105	X05
246	27	DAI	04/01/2008	Compal	SCH169971: Add 0ohm between double inverter for DAI function	Add R762,R763. Un-pop C418,C419,U18,U19	X06
247	36	RFID	04/01/2008	Compal	Change ESD Diode package	Change from BAS40-04_SOT23-3 to DA204U_SOT323-3	X06
248	37	SIO	04/03/2008	DELL	SCH170088: ICH LOM errata update	1.PBAT_PRES# contact to U35 pin 97 2.LAN_DISABLE#_R contact to U35 pin88. 3.Add D38,C677 and no-stuff.R1008 change to 4.3K and no-stuff.	X06
249	35	Docking	04/03/2008	DELL	SCH170091: Add series 0603 zero ohm on DPB_DOCK_HPD and DPC_DOCK_HPD_R.	Add R387	X06
250	36	USH	04/23/2008	Compal	Add 3.3V_RUN discharge circuit for backdrive	Stuff R625, Q79.	X07

DELL CONFIDENTIAL/PROPRIETARY

Compal Electronics, Inc.	
Title	
Chaged-List History	
Size	Document Number
	LA-3801P
Date: Thursday, June 12, 2008	Sheet 61 of 66

PROPRIETARY NOTE: THIS SHEET OF ENGINEERING DRAWING AND SPECIFICATIONS CONTAINS CONFIDENTIAL TRADE SECRET AND OTHER PROPRIETARY INFORMATION OF DELL INC. ("DELL") THIS DOCUMENT MAY NOT BE TRANSFERRED OR COPIED WITHOUT THE EXPRESS WRITTEN AUTHORIZATION OF DELL. IN ADDITION, NEITHER THIS SHEET NOR THE INFORMATION IT CONTAINS MAY BE USED BY OR DISCLOSED TO ANY THIRD PARTY WITHOUT DELL'S EXPRESS WRITTEN CONSENT.

Version Change List (P. I. R. List)

Item	Page#	Title	Date	Request Owner	Issue Description	Solution Description	Rev.
251	37	SIO	04/23/2008	Compal	BID change to X07	Depop R535, Populate R530	X07
252	24	ICH	04/23/2008	Dell	SCH170773: No Stuff 2nd SPI ROM (U13)	Depop U13, R304, R380, C395, R308, R309, R384, R1060, Populate R298	X07
253	36	USH	05/02/2008	Dell	SCH170926: Broadcom Feedback	Populate R705, R723, R724, R732, R733	X07
254	40	Power Control	05/02/2008	Dell	SCH170717: Power Sequence Check with Discharge Circuit	Change R625 from 10 ohm to 39 ohm	X07
255	35	Docking	05/12/2008	Compal	DOCK_DET# need not have pull down	Depop R1068	X07
256	33	TP	05/15/2008	Compal	DF216972: <ESD> Contact +/-6kv to FP cause system lock-up	Pop U51	X07
257	27	AUDIO	05/23/2008 Update	Compal	SCH171755/DF216224: DMIC EMI failed	Remove R338. Add L78. Pop C676.	X07
258	32	Express	05/15/2008	Compal	DF216223: EMI radiation failed for express card	Depop R791, R792. Pop L64.	X07
259	10,23	MCH, ICH	05/27/2008 Update	Compal	SCH171954: PCIE Detect Issue	Add Q153-Q155, R1118-R1125, C1049.	X07
260	40	Power	05/23/2008	Compal	SCH171795: Power Step on +3.3V ALW_ICH rail	C688 change value to 3300pF	X07
261	6	Clock	05/29/2008	Dell	SCH172103: No Stuff ITP clock resistors for X07	No stuff R18, R21.	X07
262	36	USH	06/04/2008 Update	Compal	SCH172075: RFID Implementation	C639 and C643 have to use X5R. L71,L72 change to 2%.	X07
263	24	ICH	06/02/2008	Compal	SCH170341: Sawtooth waveform on SERIRQ Issue	Add R1126	X07
264	42	LED	06/02/2008	Compal	SCH172191: Breath Power LED Resistor Change	Change value from 82 to 100 ohm (R1001)	X07
265	38	EC	06/03/2008	Dell	SCH172185: Connect ODD_DET# to GPIO41 5035.34	Connect ODD_DET# to GPIO41 5035.34, ICH9.AE19, JSATA1.8	X07
266	37	SIO	06/03/2008	Dell	SCH170391 (SLICE_BAT_PRES#)	R504 change to 4.7K. Add PC266 (1500pF)	X07
267	27	AUDIO	06/03/2008	Compal	TASK169849: Regress Audio HP and Microphone test	L70 change value to 47UH_LBMF1608T470M 20%	X07

PROPRIETARY NOTE: THIS SHEET OF ENGINEERING DRAWING AND SPECIFICATIONS CONTAINS CONFIDENTIAL TRADE SECRET AND OTHER PROPRIETARY INFORMATION OF DELL INC. ("DELL") THIS DOCUMENT MAY NOT BE TRANSFERRED OR COPIED WITHOUT THE EXPRESS WRITTEN AUTHORIZATION OF DELL. IN ADDITION, NEITHER THIS SHEET NOR THE INFORMATION IT CONTAINS MAY BE USED BY OR DISCLOSED TO ANY THIRD PARTY WITHOUT DELL'S EXPRESS WRITTEN CONSENT.



DELL CONFIDENTIAL/PROPRIETARY

Compal Electronics, Inc.

Changed-List History

Title	Document Number	Rev
LA-3801P		0.8
Date: Thursday, June 12, 2008	Sheet 62 of 86	

Version Change List (P. I. R. List)

Item	Page#	Title	Date	Request Owner	Issue Description	Solution Description	Rev.
1	48	Charger	08/31	Saha	ACAV_IN_NB will pull high when DOCK adapter insert.	Change PR145, PIN2 connection from +SDC_IN to +DC_IN	X02
2	48/50	Charger Selector	08/31	Saha	ACAV_IN_DOCK# won't pull high when battery only mode.	Change ACAV_IN_DOCK# pull high to +3.3V_ALW2 Add inverter for ACAV_IN_DOCK PQ27 enable change to ACAV_IN_DOCK Confirm HW delete U58 and R124 pull up to +RTC_CELL	X02
3	43	+DC_IN	09/28	Saha	DFX team suggest change GND to PIN1 and PIN2	PJPDC1 PIN1/PIN2 is -DCIN_JACK, PIN3 is DCIN_CBL_DET# PIN4 NB_PSID, PIN5/PIN6 is +DCIN_JACK	X03
4	PWR	Snubber	10/22	Guangyong DELL	DELL request add a snubber circuit on every regulator	Add below location of regulator switching node +3.3V_ALW: PR276, PR251 +5V_ALW: PR277, PC245 +1.5V_RUN:PR278, PC246 +1.05V_M:PR279, PC246 +1.8V_SUS:PR280, PC249 +VCHGR:PR281, PC249	X03
5	43	+DC_IN	10/22	Guangyong DELL	Add a resistor around AC power soft-start fet	Add PR251 0_0402_5% before NB_AC_OFF for delay switch	X03
6	49	ADP3209	10/22	Guangyong DELL	Follow Maybach setting	PL19 change from 0.56uH_MPC1040LR56 to 0.88uH_MPC1040LR88C PR239 change from 27K_0603_1% to 56K_0603_1% PR231 change from 80.6K_0402_1% to 100K_0402_1%	X03
7	43	+DC_IN	11/2	Compal	DCIN_CBL_DET# damage ECE5028	Add ESD diode PD13 DA204U_SOT323 at DCIN_CBL_DET# Series PR67 1K_0402_5% between PJPDC1, PIN1 and DCIN_CBL_DET# Parallel 0.47uF_0402_6.3V on DCIN_CBL_DET#	X03
8	48	Charger	11/2	Compal	NB DC blocking MOSFET won't turn off when Dock AC insert.	Add PQ44 RHU002N06 control NB DC blocking MOSFET. Control singal is NB_AC_OFF Series PR284 200K_0402_1% between PQ44, PIN1 and NB_AC_OFF Add PD30 B540C parallel PQ34	X03
9	50	Selector	11/2	Compal	PBATT DC blocking MOSFET won't turn off when Docking AC insert. It will cause Battery or adapter protect.	Add PD18 RB715F_SOT323, PD20 and PD19 RB751V_SOD323, PR329 100K_0402_5% PR328 and PR327 47K_0402_5%, PR326 and PR325 240K_0402_5% PQ40 2N7002DW-7-F_SOT363-6, PQ59 NTG6161PT1G_TSOP6 Extra net name add +NBDOCK_DC_IN_SS from Docking connector	X03
10	43	+DC_IN	11/2	Merle DELL	Roush component and rework changes for Docking test	PC5 change form 0.47uF_0805_25V to 0.1uF_0805_25V PR16 change form 240K_0402_5% to 1M_0402_5% PR21 change form 47K_0402_1% to 220K_0402_5% PR22 change form 47K_0402_1% to 22K_0402_5% PR283 change form 0_0402_1% to 100K_0402_5%	X03
11	43	+DC_IN	11/8	Compal	Battery slice need detect NB battery is insert or not.	Add PQ61 NTR4502PT1G, and PD32 RB751_SOD323 Connect to DOCK_SMB_ALERT# and SLICE_BAT_PRES#	X03
12	49	Selector	11/8	Compal	NB_AC_OFF_BJT can't turn off when Dock adapter exist	Change PQ39 to PQ61A/B (2N7002DW-7-F), NB_AC_OFF_BJT control by NB_AC_OFF	X03
13	48	Charger	11/8	Compal	Charger of ISL88731 will turn off When ACIN is no power	Add LM393 to replace ISL88731 ACOK function(PU11B)	X03

PROPRIETARY NOTE: THIS SHEET OF ENGINEERING DRAWING AND SPECIFICATIONS CONTAINS CONFIDENTIAL TRADE SECRET AND OTHER PROPRIETARY INFORMATION OF DELL INC. ("DELL") THIS DOCUMENT MAY NOT BE TRANSFERRED OR COPIED WITHOUT THE EXPRESS WRITTEN AUTHORIZATION OF DELL. IN ADDITION, NEITHER THIS SHEET NOR THE INFORMATION IT CONTAINS MAY BE USED BY OR DISCLOSED TO ANY THIRD PARTY WITHOUT DELL'S EXPRESS WRITTEN CONSENT.

DELL CONFIDENTIAL/PROPRIETARY			
Title Changed-List History 1			
Size	Document Number	Rev	
Custom	LA-3801P	0.8	
Date:	Thursday, June 12, 2008	Sheet	63 of 66

Version Change List (P. I. R. List)

Item	Page#	Title	Date	Request Owner	Issue Description	Solution Description	Rev.
14	48	Charger	11/09	Merle Dell	+PWR_SRC exist on Docking connector through the DOCK_DCIN_IS+ and -	Add PQ62 NTGD4161PT1G series DOCK_DCIN_IS+ and - Add PQ63 RHU002N06 to control PQ62 on/off	X03
15	43	+DC_IN	11/09	Kyle DELL	No pop PD13, PR67 and PC254. Reduce mass build risk	No pop PD13, PR67 and PC254.	X03
16	48 50	Charger Selector	11/12	Merle DELL	A global signal name change for all notebooks	From "ACAV_IN_DOCK" to "ACAV_DOCK_SRC" From "ACAV_IN_DOCK#" to "ACAV_DOCK_SRC#"	X03
17	48	Charger	11/12	Merle DELL	Add pull up resistor at PU11.7.to +3.3V_ALW Change signal name at Node PR157.1 from "ACAV_IN_NB" to "ACAV_IN" Show PR156 as a stuff.	Remove PR337, Change PR145 from +DC_IN to +SDC_IN. Pop PR145 and PR156, change PR157 net name from ACAV_IN_NB to ACAV_IN. Add PR341 100K_0402 pull up +3.3V_ALW at PU11B output.	X03
18	48	Charger	11/15	EE DELL	SCH165050: Validate EMC4002 VIN1/VCP1/VCP2 for UMA & Discrete for PT1 SMT	Depop UL circuit.	X03
19	43	+DC_IN	11/22	Merle DELL	NB and Dock adapter swap issue	PR21 change to 1M_0402_5% PC5 change to 0.022uF_0805_50V	X03
20	48	Charger	11/30	Greg DELL	Comparator Circuit for E-Dock	PC256 change from 100pF to 0.1uF	X04
21	50	Selector	11/30	Merle DELL	PBATT back drive to Battery Slice vias charger high side MOSFET	Add PQ65 between PBATT+ and +VCHGR Use PBATT_OFF control PQ64 to switch PQ65	X04
22	49	ADP3209 NB_CORE	12/05	Guangyong DELL	Modify ADP3209 schematic Follow ADI suggestion	Remove PR222 Reserve PC258 and PC259 10uF_0805_6.3V Populate PR224 Change PR239 form 56K_0603_1% to 75K_0603_1% Change PR238 form 140K_0402_1% to 165K_0402_1% Change PC219 form 2200p_0402_50V to 1800p_0402_50V	X04
23	43	+DC_IN	12/05	Doug DELL	PJPDC1 change to 7pin connector	PJPDC1 change to MOLEX_87437-0763_7P-T Change PC67 to 0_0402_5% and populate	X04
24	43	+DC_IN	12/07	AJ Compal	P-MOS Vgs too high	PQ61 change to FDN338P_NL	X04
25	48	Charger	12/10	Guangyong DELL	Modify Charger schematic Follow Intersil suggestion	Add PD33 BAT54CW_SOT323, +DOCK_PWR_BAR/+DC_IN_SS Reserve PR356 0_0402_5% form +SDC_IN to PU10 PIN22 Add PR354 10_0402_1% to CSSP, PR355 10_0402_1% to CSON Add PC260 0.1U_0603_25V to CSSN, PC261 0.1U_0603_25V to CSOP PC143 and PC166 change to 0.1U_0402_10V PR161 change to 100_040_5%	X04
26	50	Selector	12/10	AJ Compal	PBATT_OFF connect to DOCK_AC_OFF	Add PD34 RB751V-40	X04
27	47	+VCORE	12/19	Saha Compal	INTEL CPA line need adjust	PR131 change to 9.76K_0402_1%	X04


PROPRIETARY NOTE: THIS SHEET OF ENGINEERING DRAWING AND SPECIFICATIONS CONTAINS CONFIDENTIAL TRADE SECRET AND OTHER PROPRIETARY INFORMATION OF DELL INC. ("DELL") THIS DOCUMENT MAY NOT BE TRANSFERRED OR COPIED WITHOUT THE EXPRESS WRITTEN AUTHORIZATION OF DELL. IN ADDITION, NEITHER THIS SHEET NOR THE INFORMATION IT CONTAINS MAY BE USED BY OR DISCLOSED TO ANY THIRD PARTY WITHOUT DELL'S EXPRESS WRITTEN CONSENT.

DELL CONFIDENTIAL/PROPRIETARY			
Title Changed-List History 1			
Size Custom	Document Number LA-3801P		Rev 0.8
Date: Thursday, June 12, 2008	Sheet 64	of 66	

Version Change List (P. I. R. List)

Item	Page#	Title	Date	Request Owner	Issue Description	Solution Description	Rev.
28	50	Selector	12/20	Merle DELL	Hot dock issue, adapter crowber	Add PR357 330K_0402 form +DOCK_PWR_BAR to GND. Add PQ66 RHU002N06 parallel PQ43, series PR358 0_0402 to EN_DOCK_PWR_BAR#	X04
29	48	Charger	12/21	Merle DELL	Charger Isense MOSFET timing change	PC142 change to 0.047u_0603_25V	X04
30	50	Selector	12/26	AJ Compal	Charger for Battery Slice	Change PQ63 to 2N7002DW Add PR360 0_0402_5% between PQ63 and SLICE_BAT_PRES	X04
31	48	Charger	1/25	Guangyong DELL	Change ACAV_IN_NB pull high voltage	Add PR362 100K_0402_5% form PU11B out pull high to ISL88731_VREF De-pop PR341	X05
32	47	+VCORE	1/25	Guangyong DELL	Change VCORE OCSET	Change PR117 form 11.5K to 12.7K_0402_1%	X05
33	50	Selector	2/12	Merle DELL	Fix BITS CR196131 and CR196130	Add PR363 1K_1206 and PC262 1U_0603_25V from +NBDOCK_DC_IN_SS to ground Add PD35 RB751S40T1_SOD523-2 from NB_AC_OFF# to ACAV_IN_NB	X05
34	48	Charger	2/25	Power Compal	Change Charger sunbber resistor size form 0805 to 1206.	Change PR281 from 4.7_0805 to 4.7_1206	X05
35	47/48	CPU_CORE Charger	3/6	EMI Compal	To solve CPU_CORE and Charger BB noise	Add Bead PL21 on PJP33, Pop PL12	X05
36		All power	3/6	WWAN Compal	Change all power rail snubber resistor form 0805 to 1206 size.	Change all power rail snubber resistor form 0805 to 1206 size.	X05
37	50	Seletor	3/6	Power Compal	Fix Battery slice discharge issue	Change PR260 from 240K to 620K, PR261 from 47K to 33 PQ55 from IMD2AT to 2N7002DW Add PR364 390K, PR365 390K, PD36 RB751S40T1, PC263 1U_0603.	X05
38	47	CPU_CORE	3/7	EMI Compal	To solve CPU_CORE and Charger BB noise	Add PC264 680p_0402 and PC265 470p_0402 at PL12 +PWR_SRC	X05
39	PWR	All PWR	3/17	EMI Compal	Plastic palmrest logic up BB noise solution	Pop +3.3V, +5V, +1.05V, +1.5V, +1.8V, VGFX_CORE snubber R=2.2_1206 C=1000pF_0603 Pop VGH snubber R=4.7_1206 C=1000pF_0603 Change +3.3V, +1.05V, VGH and VCORE boot resistor PR37=2.2_0603 PR62=2.2_0603 PR155=2.2_0603 PR87, PR98, PR121 change to 2.2_0603 Pop PC155=3300pF and PC154=220pF	X05
40	49	ADP3209	3/17	Intel Compal	VGFX DC load line slope change to -7.5mOhm	Change PR239 from 75K_0603 to 68.1K_0603	X05
41	48	Charger	5/9	Elick Compal	populate ADAPT_OC function(90W setting)	Pop PR167,PR166,PR171,PR172,PC168,PC169,PC170,PC171,PC172,PR164,PR168,PC167,PR165,PQ33 un-pop PR170	X07

PROPRIETARY NOTE: THIS SHEET OF ENGINEERING DRAWING AND SPECIFICATIONS CONTAINS CONFIDENTIAL TRADE SECRET AND OTHER PROPRIETARY INFORMATION OF DELL INC. ("DELL") THIS DOCUMENT MAY NOT BE TRANSFERRED OR COPIED WITHOUT THE EXPRESS WRITTEN AUTHORIZATION OF DELL. IN ADDITION, NEITHER THIS SHEET NOR THE INFORMATION IT CONTAINS MAY BE USED BY OR DISCLOSED TO ANY THIRD PARTY WITHOUT DELL'S EXPRESS WRITTEN CONSENT.

				DELL CONFIDENTIAL/PROPRIETARY			
Title				Changed-List History 1			
Size	Document Number	Rev					
Custom	LA-3801P	0.8					
Date: Thursday, June 12, 2008				Sheet 65 of 66			

