

THIS DRAWING AND SPECIFICATIONS, HEREIN, ARE THE PROPERTY OF INVENTEC CORPORATION AND SHALL NOT BE REPRODUCED, COPIED, OR USED IN WHOLE OR IN PART AS THE BASIS FOR THE MANUFACTURE OR SALE OF ITEMS WITHOUT WRITTEN PERMISSION, INVENTEC CORPORATION, 2009 ALL RIGHT RESERVED.

HSF Property: ROHS or Halogen-Free(5L3?)

DB BUILD QUANTITY LIST :

1310A2493104	10 PCS	CR-SG + H-VRAM + GIGA LAN
1310A2493105	72 PCS	CR-SG + S-VRAM + 10/100 LAN
1310A2493106	55 PCS	CR-UMA + GIGA LAN
1310A2493201	137 PCS	POWER /B
1310A2493601	137 PCS	PICK BTN /B
1310A2493701	137 PCS	USB /B

For DB build
SOUTH BRIDGE
HM75 QPEG Q0
BD82PPSM
P/N : 6019B0919101

MOTHER BOARD PCB
P/N : 6050A2493101

POWER BOARD PCB
P/N : 6050A2493201

USB BOARD PCB
P/N : 6050A2493601

TOUCHPAD BOARD PCB
P/N : 6050A2493701

HARVEY 14

CR / HR UMA / DIS

2011.09.27

HARVEY 14 ID LIST
HURON RIVER UMA : 0X1854
HURON RIVER DIS : 0X1855
CHIEF RIVER UMA : 0X1856
CHIEF RIVER DIS : 0X1857

SUB SYSTEM ID :
HP : 0X103C

BASE SCHEMATIC :
CR-SG + SAMSUNG VRAM + 10/100 LAN + 90W ADAPTER + SUPPORT 27MHZ GREEN CLK + USB2.0 CONN

PAD402 不開鋼板 RTC Rest
PAD4500 不開鋼板 SM_Vrer
PAD2 開
PAD4 開
PAD400 開
PAD4700 開
PAD500 開
PAD508 開
PAD6015 開
PAD6100 開
PAD6103 開
PAD6105 開
PAD6110 開
PAD6150 開
PAD6200 開
PAD6210 開
PAD6220 開
PAD6300 開
PAD6301 開
PAD6310 開
PAD6510 開
PAD6500 開
PAD6610 開
PAD6710 開
PAD6750 開
PAD6970 開
PAD9000 開
PAD9001 開
PAD9200 開

GPU VRAM TYPE:

U5 , U6 , U7 , U8

SAMSUNG 1GB C-DIE
PN : 6019B0818601

R2 : NA
R3 : NA
R33 : NA
R61 : NA

HYNIX 1GB D-DIE
PN : 6019B0938301

R2 : MOUNT OR : 60130B0000ZT
R3 : NA
R33 : NA
R61 : NA

SAMSUNG 512KB

R2 : NA
R3 : MOUNT
R33 : NA
R61 : NA

HYNIX 512MB

R2 : MOUNT
R3 : MOUNT
R33 : NA
R61 : NA

DIS GREEN CLK SUPPORT 27MHZ

U9 SLG3NB300V P/N : 6019B0941101
C188 MOUNT 0.1UF : 6010A0036403
R126 MOUNT 10R : 60130B10000X
D4400 NA P/N : 6011A0026803

UMA GREEN CLK

U9 SLG3NB250V 6019B0934701
C188 NA
R126 NA
D4400 NA

DIS ADAPTER 90W

R802 MOUNT 100K : 60130B10402T
R769 NA

UMA ADAPTER 65W

R802 NA
R769 MOUNT 100K : 60130B10402T

USB 3.0 CONN

CN518 6012B0370301
C2405 MOUNT 0.1UF : 6010A0036403
C2406 MOUNT 0.1UF : 6010A0036403
D2400 NA >> ESD
L470 MOUNT P/N : 6014B0177901
L471 MOUNT P/N : 6014B0177901

USB 2.0 CONN

CN518 6012B0370102
C2405 NA
C2406 NA
D2400 NA >> ESD
L470 NA
L471 NA

BOARD ID	CR-UMA HR-UMA INTEL	CR-SG HR-SG SEYMOUR	CR-SG HR-SG THAMES
ID0-HI R960	0	1	0
ID1-HI R905	0	0	1
ID2-HI R902	0	0	0
ID3-HI R967	0	0	0
ID4-HI R899	0	0	0
ID5-HI R914	1	1	1
ID0-LO R961	1	0	1
ID1-LO R903	1	1	0
ID2-LO R904	1	1	1
ID3-LO R968	1	1	1
ID4-LO R900	1	1	1
ID5-LO R920	0	0	0

ID0 = GPIO40 RXXX = 10K : 60130B1030ZT
ID1 = GPIO41 0 : RXXX NA 1 : RXXX MOUNT
ID2 = GPIO42
ID3 = GPIO43
ID4 = GPIO9
ID5 = GPIO10

BOARD_ID5 ONLY FOR WEBCAN USE
FOR HD WEB CAM BOARD_ID5 PULL P3V3A
FOR VGA WEB CAM BOARD_ID5 PULL GND

M/B ID	DB	SI	PV	MV
R844	MOUNT	NA	MOUNT	NA
R824	MOUNT	MOUNT	NA	NA
R845	NA	MOUNT	NA	MOUNT
R828	NA	NA	MOUNT	MOUNT

RXXX = 10K : 60130B1030ZT NOV JAN MAR

RTL8161FH = 6019B0928101 (10/100/1000)
RTL8165EH = 6019B0928301 (10/100)

RTL8165EH(10/100) LDO MODE

R408 : MOUNT ----> CHOOSE LDO MODE OR : 60130B0000ZT
R407 : NA ----> CHOOSE SWITCHING MODE
R413 : NA
C404 : NA
C405 : NA
C406 : NA
C409 : NA
C411 : NA
C415 : NA
C417 : NA
C420 : NA
L400 : NA
U470 : NA

U502 : MOUNT 6016B0008101
U400 : MOUNT 6019B0928301 (10/100 LAN)

RTL8161FH(GIGA-LAN) SWITCHING MODE

R408 : NA ----> CHOOSE LDO MODE
R407 : MOUNT ----> CHOOSE SWITCHING MODE OR : 60130B1030ZT
R413 : MOUNT OR_0603 : 60130B000000Z
C404 : MOUNT 4.7UF : 6010B0009904
C405 : MOUNT 0.1UF : 6010A0036403
C406 : MOUNT 0.1UF : 6010A0036403
C409 : MOUNT 0.1UF : 6010A0036403
C411 : MOUNT 0.1UF : 6010A0036403
C415 : MOUNT 0.1UF : 6010A0036403
C417 : MOUNT 4.7UF : 6010B0009904
C420 : MOUNT 0.1UF : 6010A0036403
L400 : MOUNT P/N : 6014B0200401
U470 : MOUNT 6016B0010401
U502 : NA
U400 : MOUNT 6019B0928101 (GIGALAN)

INVENTEC_2009.2.2010			X01
DATE	CHANGE NO.		REV

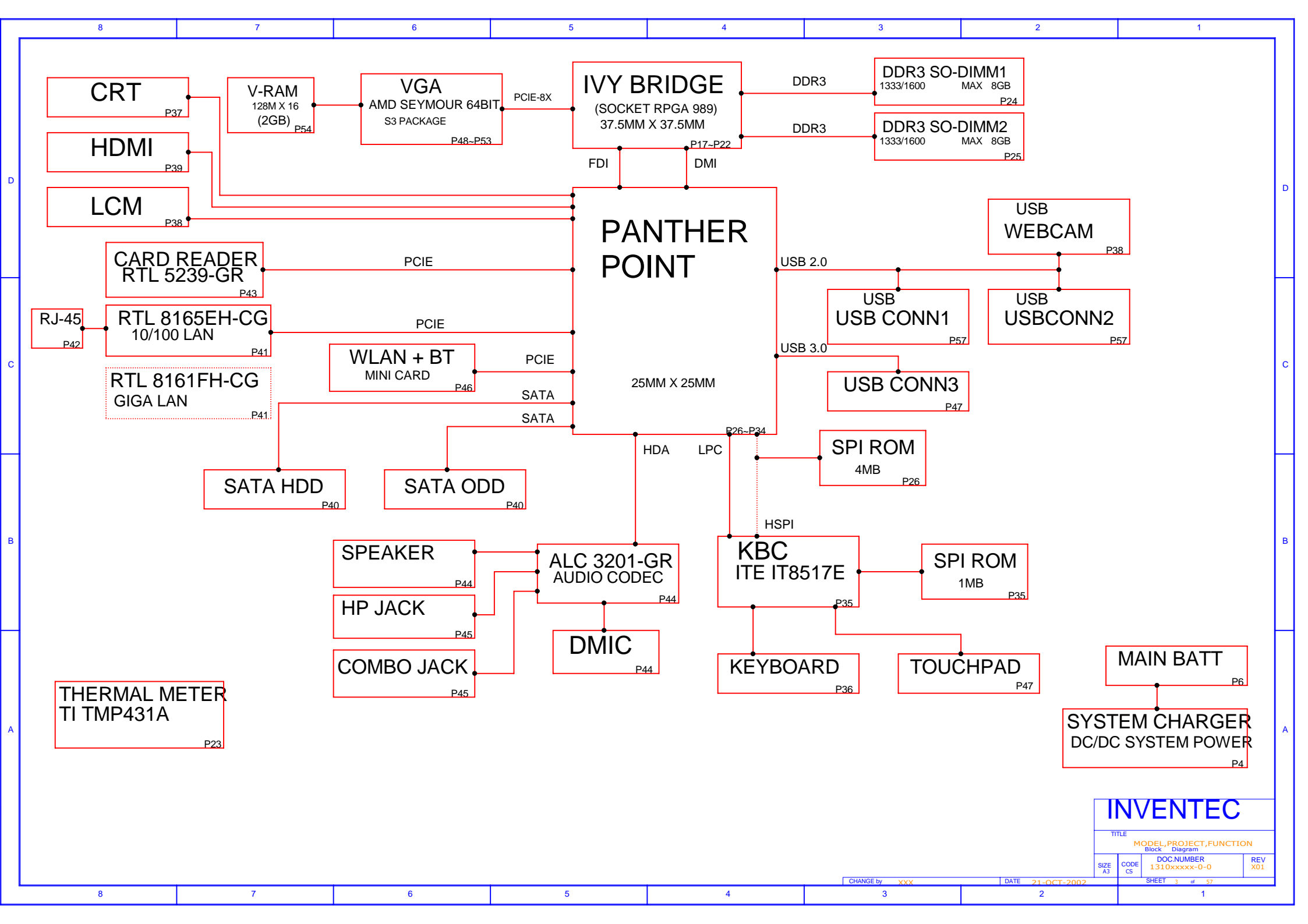
DRAWER	EE	DATE	POWER	DATE	INVENTEC			
DESIGN					TITLE MODEL,PROJECT,FUNCTION HARVEY 14			
CHECK								
RESPONSIBLE								
SUB+				VER.	SIZE	CODE	DOCNUMBER	REV
FILE NAME:					CS	1310xxxx-9-0		X01
PN	6019B0928101				SHEET	1	of 57	

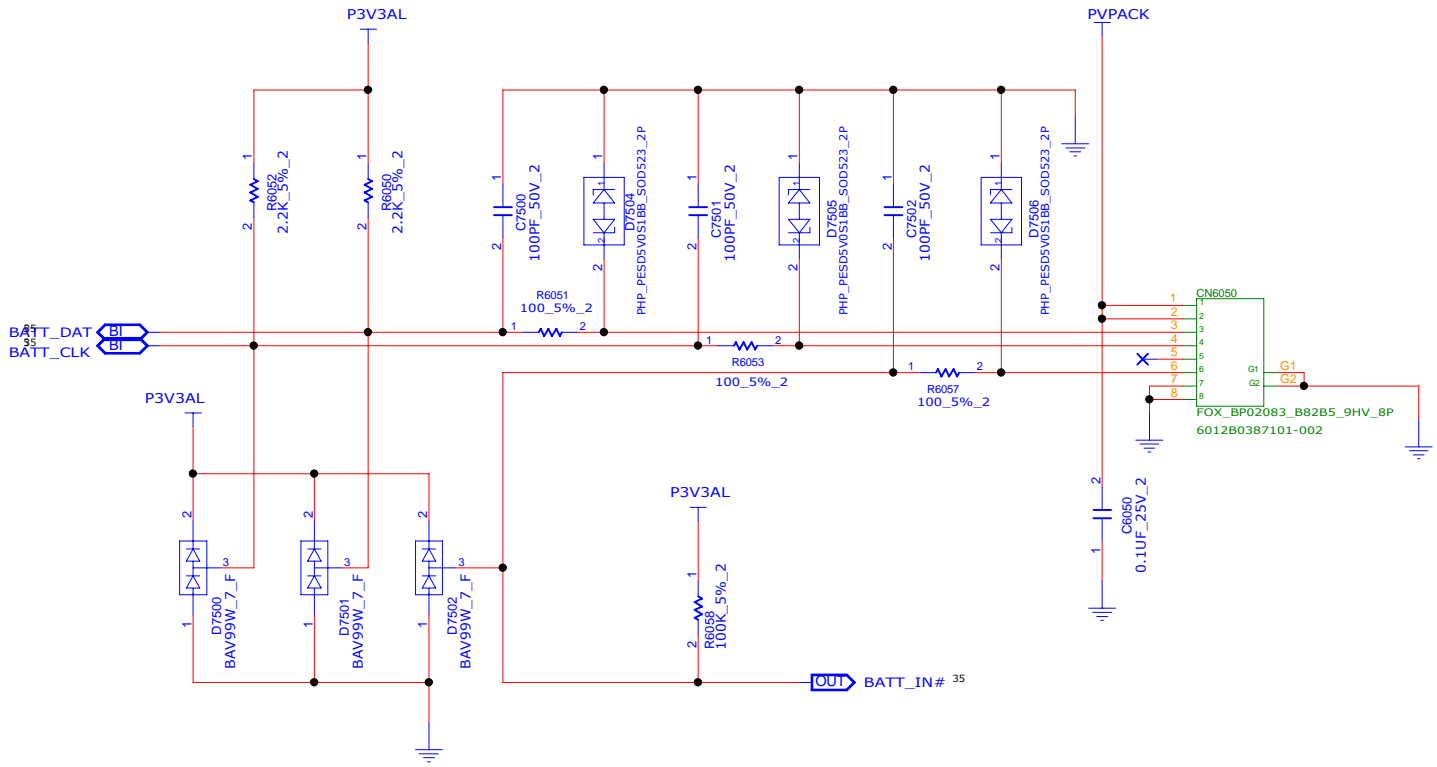
Index

01	Project Name	26	PCH-1	51	SEYMOUR POWER
02	Page Index	27	PCH-2	52	SEYMOUR DP-POWER & LVDS
03	Block Diagram	28	PCH-3	53	SEYMOUR MEMORY INTERFACE
04	Power Procedure	29	PCH-4	54	VRAM DDR3
05	Charger	30	PCH-5	55	DGPU POWER EE
06	Battery Connector	31	PCH-6	56	DGPU POWER
07	P3V3A, P5V0A	32	PCH-7	57	USB, POWERBUTTON ,TP DB
08	P1V5	33	PCH-8		
09	P1V05S	34	PCH-9		
10	P1V8S	35	EC ITE8517E		
11	PVSA	36	KB & LED		
12	PVCORE-1	37	CRT		
13	PVCORE-2	38	LCD & WEBCAN		
14	PORT & EMI PART	39	HDMI		
15	P3V3S, P5V0S	40	SATA HDD& ODD		
16	GREEN CLK	41	LAN		
17	CPU -1	42	RJ-45 CONN		
18	CPU-2	43	CARD READER		
19	CPU-3	44	AUDIO CODEC		
20	CPU-4	45	HP & MIC JACK		
21	CPU-5	46	WLAN		
22	CPU-6	47	USB 3.0 CONN		
23	Thermal & Fan	48	SEYMOUR PCI-E INTERFACE		
24	DDR3-1	49	SEYMOUR CRT CLK THERMAL		
25	DDR3-2	50	SEYMOUR THERMAL SENSOR		

INVENTEC

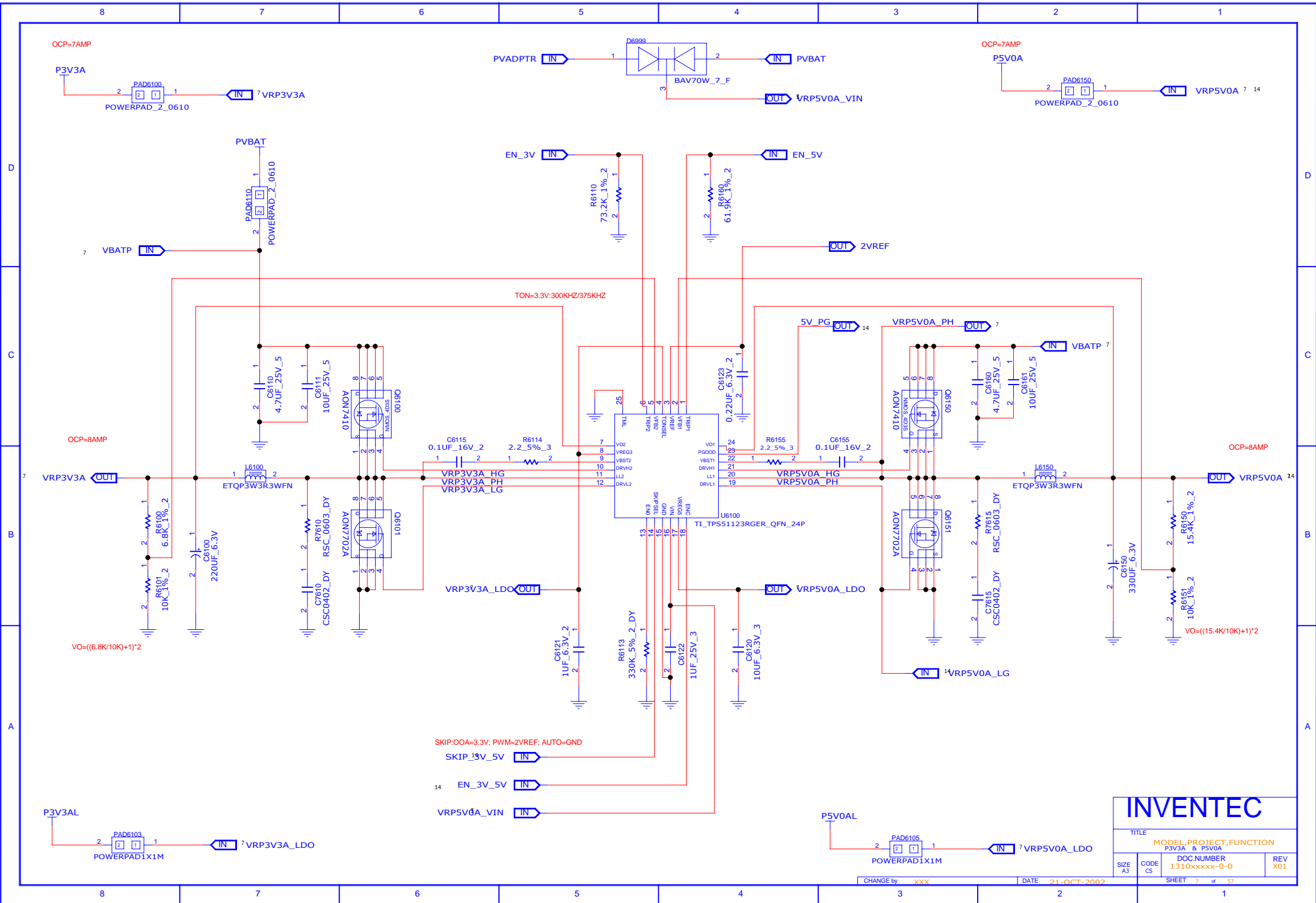
TITLE			
MODEL,PROJECT,FUNCTION			
INDEX			
SIZE	CODE	DOC NUMBER	REV
A3	CS	1310xxxxx-0-0	X01





INVENTEC

TITLE			
MODEL PROJECT,FUNCTION SELETOR			
SIZE	CODE	DOC NUMBER	REV
A3	CS	1310xxxxx-0-0	X01



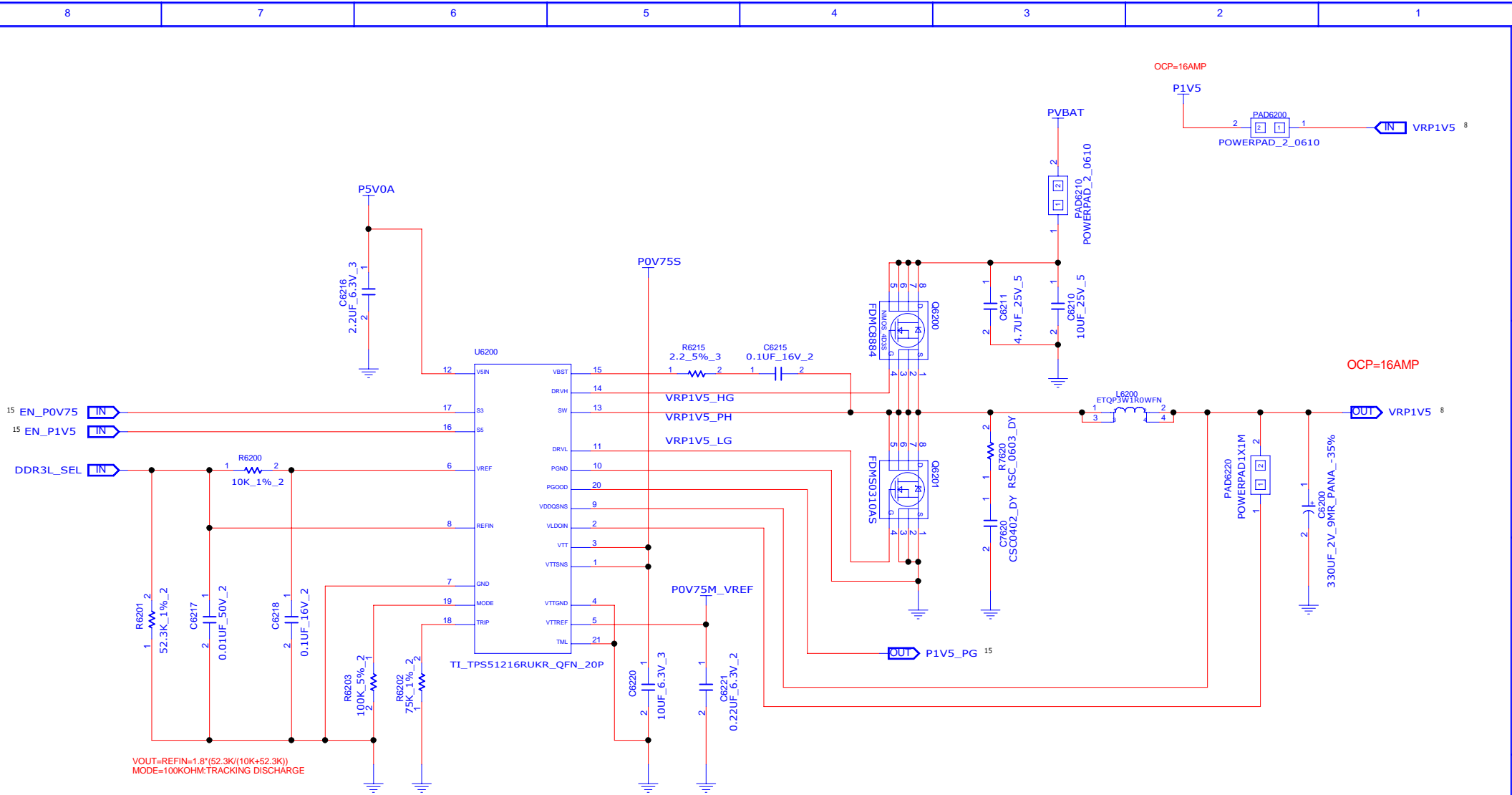


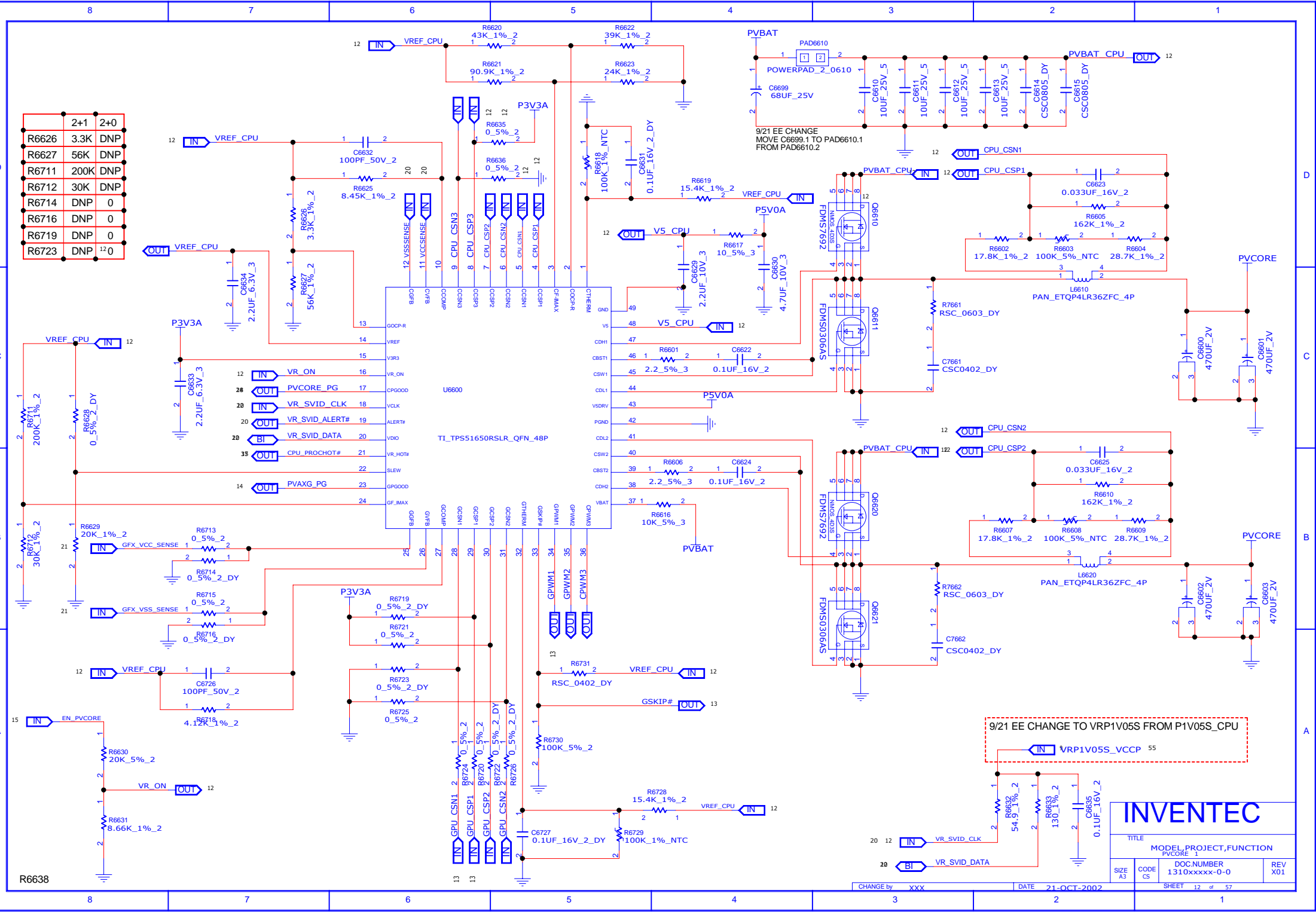
Table 1. S3/S5 Power State Control

STATE	S3	S5	VREF	VDDQ	VTTREF	VTT
S0	HI	HI	ON	ON	ON	ON
S3	LO	HI	ON	ON	ON	OFF(High-Z)
S4/S5	LO	LO	OFF	OFF(Discharge)	OFF(Discharge)	OFF(Discharge)

INVENTEC

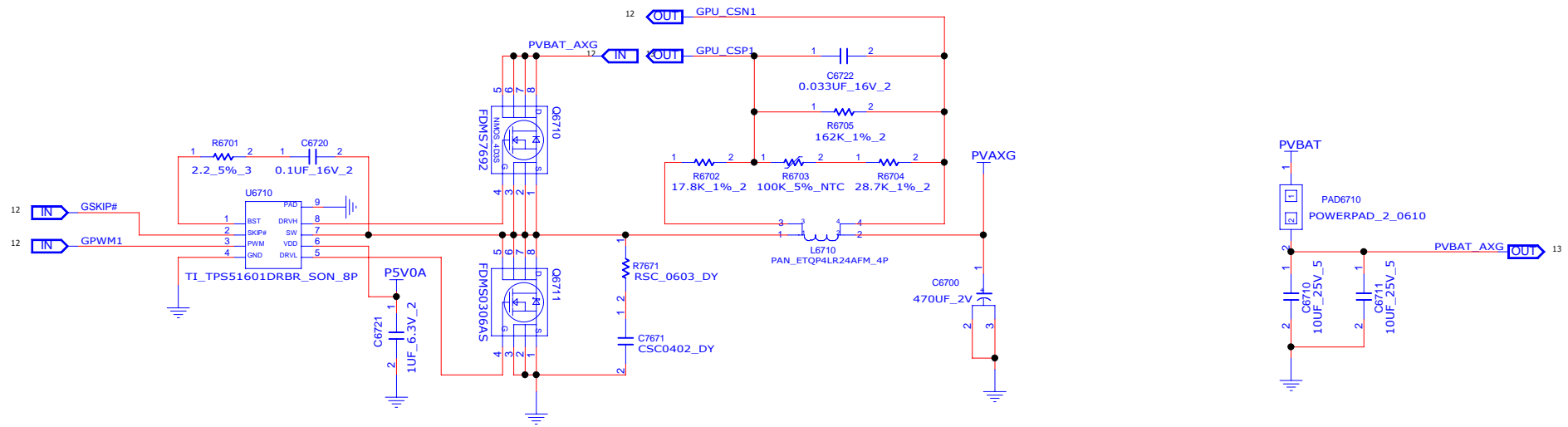
TITLE			
MODEL,PROJECT,FUNCTION			
P1V5			
SIZE	CODE	DOC NUMBER	REV
A3	CS	1310xxxxx-0-0	X01

	2+1	2+0
R6626	3.3K	DNP
R6627	56K	DNP
R6711	200K	DNP
R6712	30K	DNP
R6714	DNP	0
R6716	DNP	0
R6719	DNP	0
R6723	DNP	120



9/21 EE CHANGE TO VRP1V05S FROM P1V05S_CPU

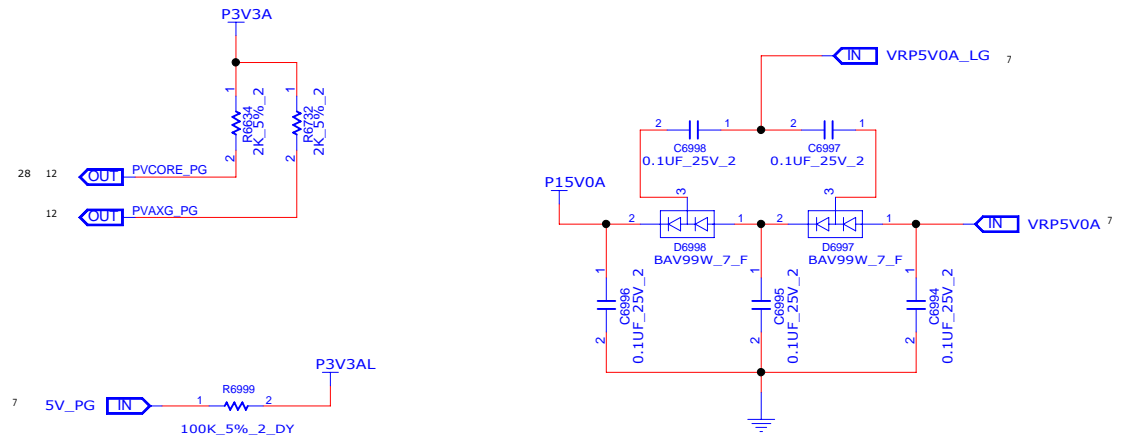
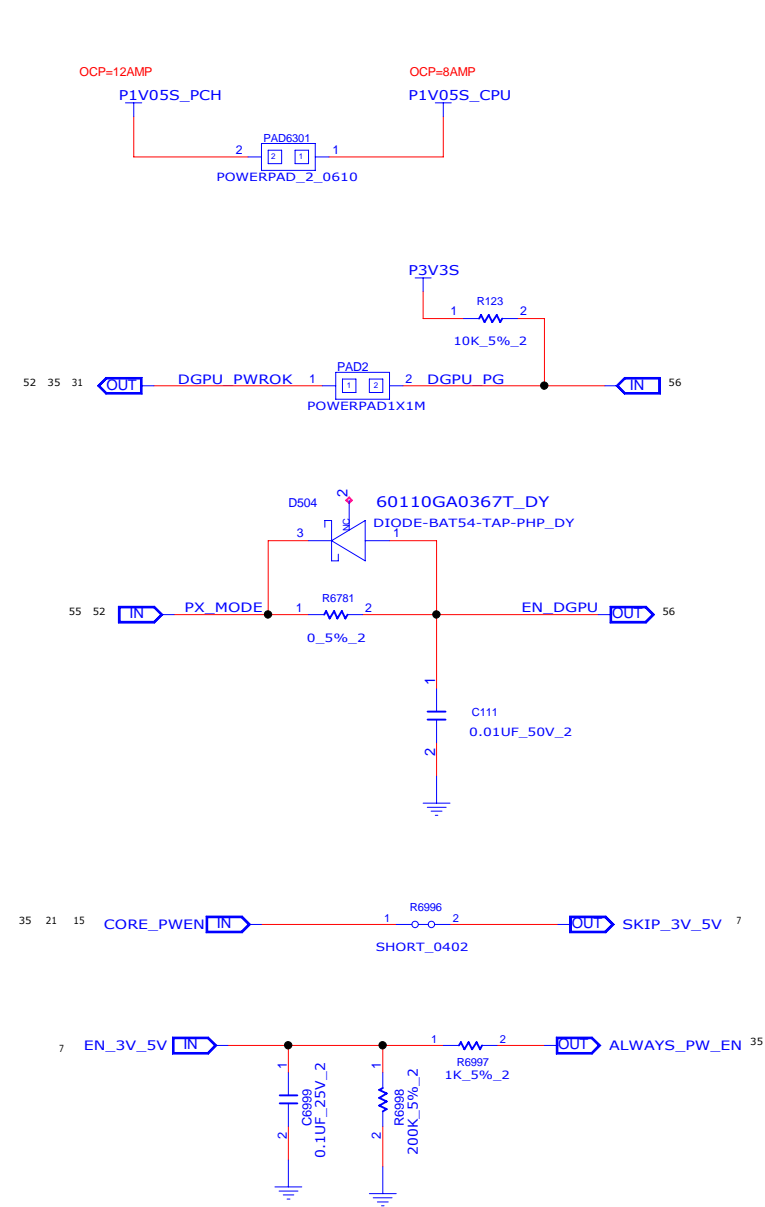
INVENTEC			
TITLE MODEL_PROJECT,FUNCTION PVCORE_1			
SIZE A3		CODE CS	REV X01
DOCNUMBER 1310xxxxx-0-0		REV X01	
SHEET 12 of 57			



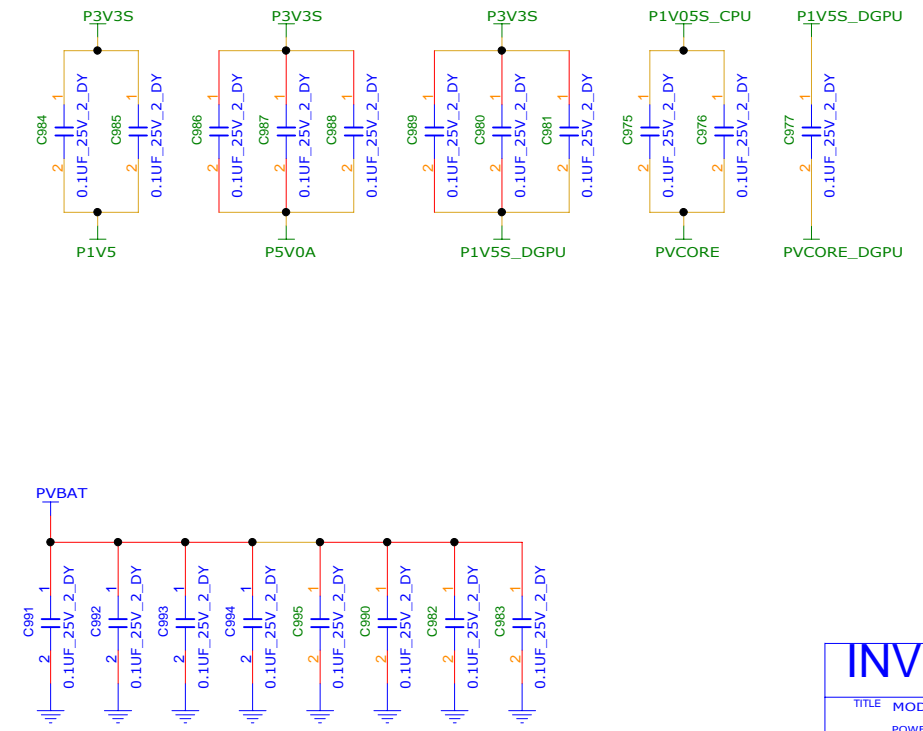
INVENTEC

TITLE
MODEL PROJECT,FUNCTION
PVCORE_2

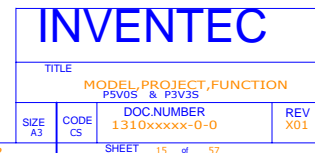
SIZE A3 CODE CS DOC NUMBER 1310xxxxx-0-0 REV X01



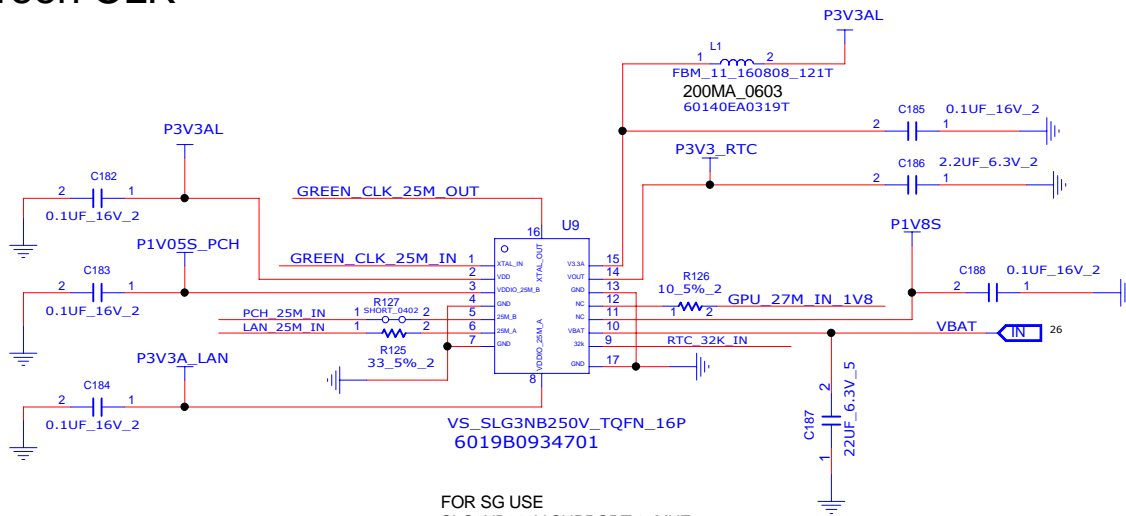
EMI Part



INVENTEC			
TITLE MODEL,PROJECT,FUNCTION			
POWER TO EE PORT & EMI PART			
SIZE	CODE	DOCNUMBER	REV
A3	CS	1310xxxxx-0-0	X01
SHEET 14 of 57			

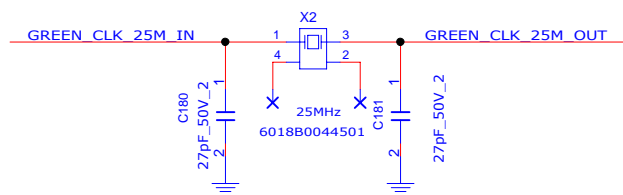


Green CLK



FOR SG USE
SLG3NB300V SUPPORT 27MHZ
P/N : 6019B0941101

FOR UMA USE
SLG3NB250V
P/N : 6019B0934701



FOR UMA
U9 : 6019B0934701
R126 : NA
C188 : NA

FOR SG
U9 : SLG3NB300V P/N APPLY
R126 : MOUNT
C188 : MOUNT

IF USE U9 (SLG3NB250V)

MOUNT

X2
R1
L1
C180
C181
C182
C183
C184
C185
C186
C187
R906 (PAGE26)
R912 (PAGE27)
R414 (PAGE41)
R120 (PAGE49)

OPEN (PAGE26)

D4400
X501
R958
C874
C875
X503
R1041
C962
C965

OPEN (PAGE27)

OPEN (PAGE41)

X400
C402
C403
X1
R29
C35
C36

RTC_32K_IN OUT 26
GPU_27M_IN_1V8 OUT 49
PCH_25M_IN OUT 27
LAN_25M_IN OUT 41

TYPICAL RTC_32K_IN TRACE <= 6
MAX. LENGTH <= 24

TYPICAL GPU_27M_IN TRACE <= 8
MAX. LENGTH <= 12

TYPICAL LAN_25M_IN TRACE <= 8
MAX. LENGTH <= 12

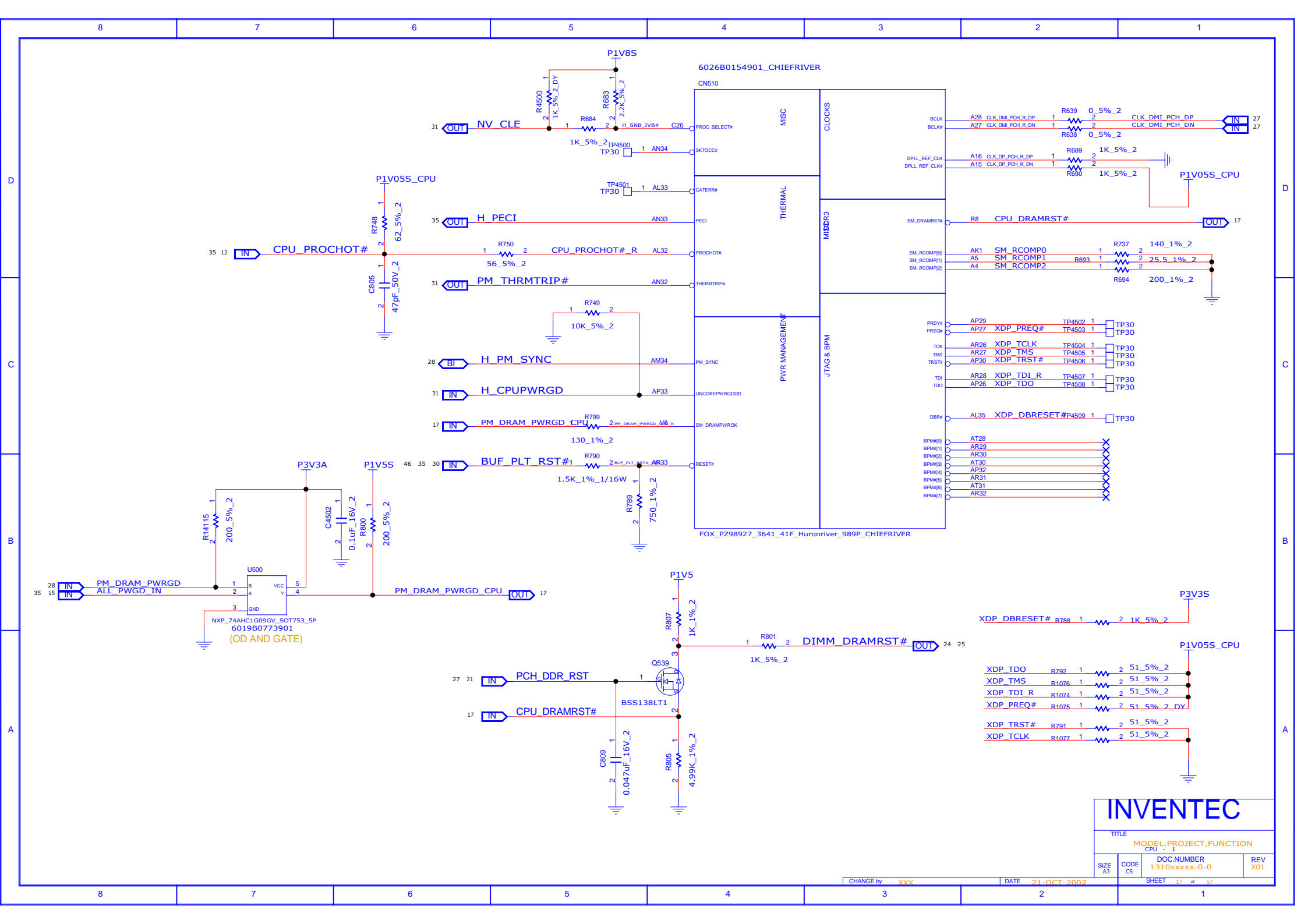
TYPICAL LAN_25M_IN TRACE <= 8
MAX. LENGTH <= 12

INVENTEC

TITLE MODEL, PROJECT, FUNCTION			
GREEN_CLK SLG3NB250			
SIZE	CODE	DOC NUMBER	REV
A3	CS	1310xxxx-0-0	X01

CHANGE by XXX DATE 21-OCT-2002

SHEET 16 of 57




INVENTEC

TITLE			
MODEL,PROJECT,FUNCTION			
SIZE	CODE	DOC NUMBER	REV
A3	CS	1310xxxxx-0-0	X01

CHANGE by XXX DATE 21-OCT-2002

SHEET 17 of 57



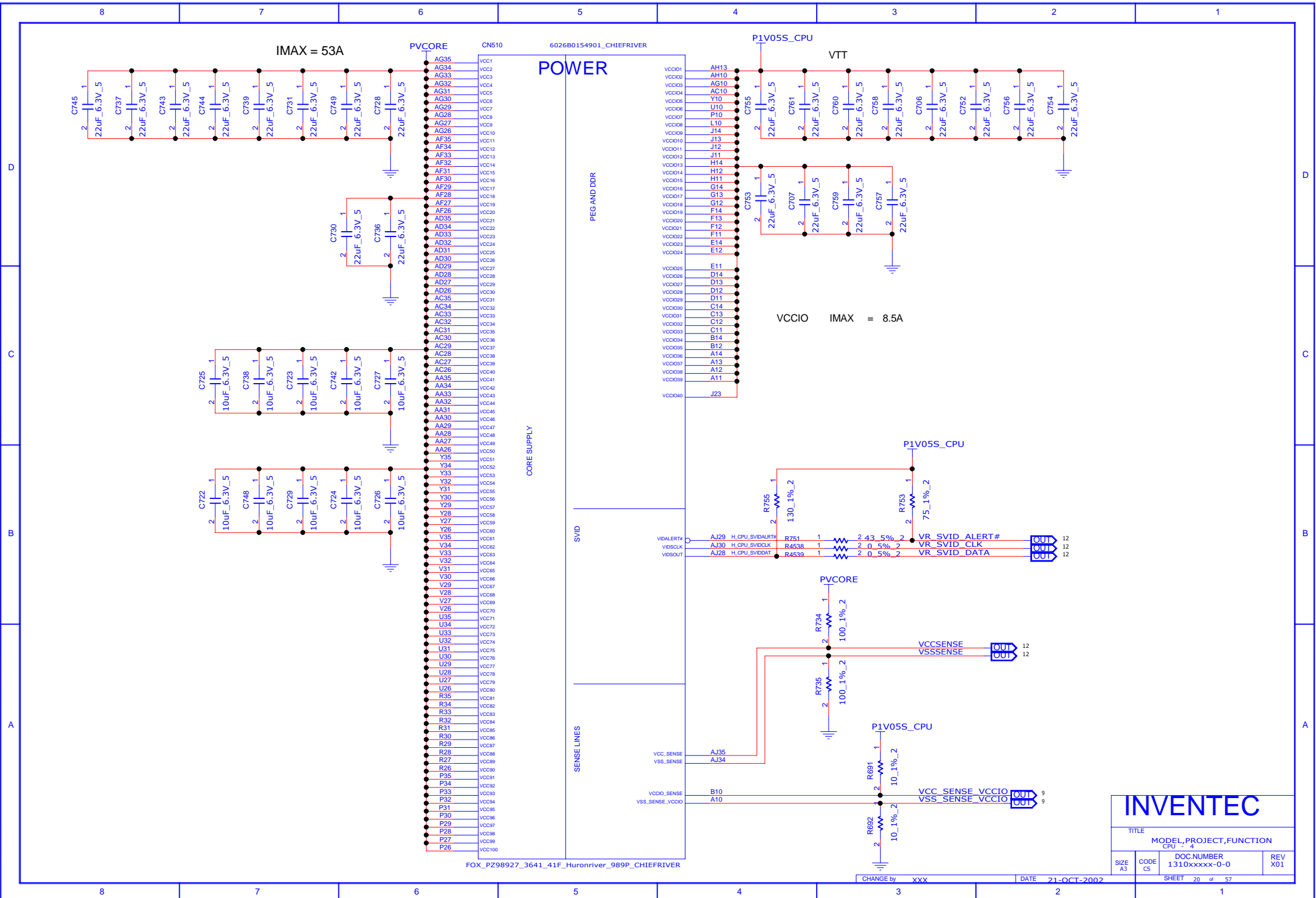
INVENTEC

TITLE	MODEL	PROJECT	FUNCTION
1	1	1	1
2	2	2	2
3	3	3	3
4	4	4	4
5	5	5	5
6	6	6	6
7	7	7	7
8	8	8	8
9	9	9	9
10	10	10	10
11	11	11	11
12	12	12	12
13	13	13	13
14	14	14	14
15	15	15	15
16	16	16	16
17	17	17	17
18	18	18	18
19	19	19	19
20	20	20	20
21	21	21	21
22	22	22	22
23	23	23	23
24	24	24	24
25	25	25	25
26	26	26	26
27	27	27	27
28	28	28	28
29	29	29	29
30	30	30	30
31	31	31	31
32	32	32	32
33	33	33	33
34	34	34	34
35	35	35	35
36	36	36	36
37	37	37	37
38	38	38	38
39	39	39	39
40	40	40	40
41	41	41	41
42	42	42	42
43	43	43	43
44	44	44	44
45	45	45	45
46	46	46	46
47	47	47	47
48	48	48	48
49	49	49	49
50	50	50	50
51	51	51	51
52	52	52	52
53	53	53	53
54	54	54	54
55	55	55	55
56	56	56	56
57	57	57	57
58	58	58	58
59	59	59	59
60	60	60	60
61	61	61	61
62	62	62	62
63	63	63	63
64	64	64	64
65	65	65	65
66	66	66	66
67	67	67	67
68	68	68	68
69	69	69	69
70	70	70	70
71	71	71	71
72	72	72	72
73	73	73	73
74	74	74	74
75	75	75	75
76	76	76	76
77	77	77	77
78	78	78	78
79	79	79	79
80	80	80	80
81	81	81	81
82	82	82	82
83	83	83	83
84	84	84	84
85	85	85	85
86	86	86	86
87	87	87	87
88	88	88	88
89	89	89	89
90	90	90	90
91	91	91	91
92	92	92	92
93	93	93	93
94	94	94	94
95	95	95	95
96	96	96	96
97	97	97	97
98	98	98	98
99	99	99	99
100	100	100	100

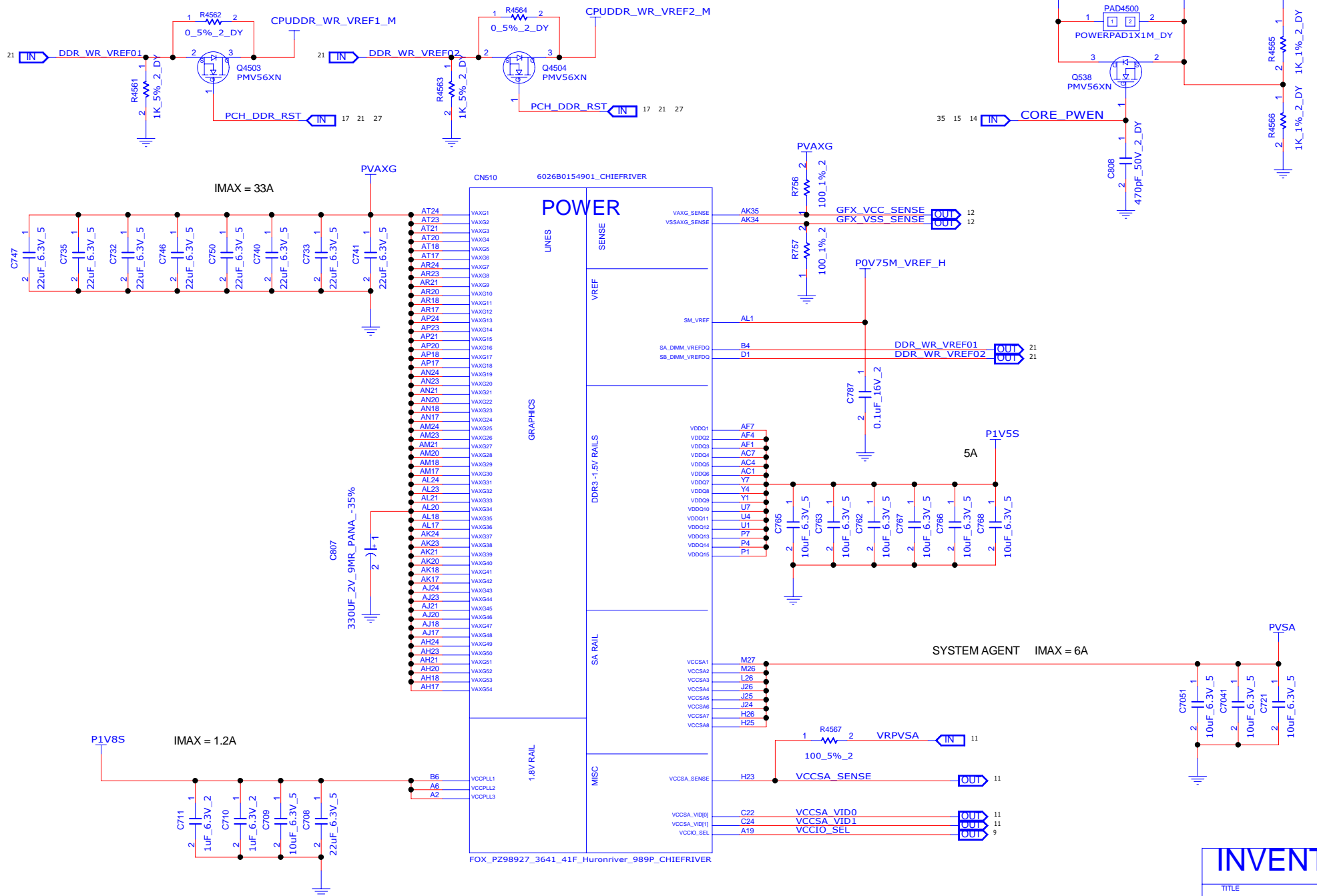
SIZE A3	CODE CS	DOC.NUMBER 1310xxxxx-0-0
------------	------------	-----------------------------

SHEET 19 of 5

CHANGE by	XXX	DATE	21-OCT-2002
-----------	-----	------	-------------



SANDY BRIDGE + IVY BRIDGE COMPTIBILITY DG 2.5.17.1



INVENTEC

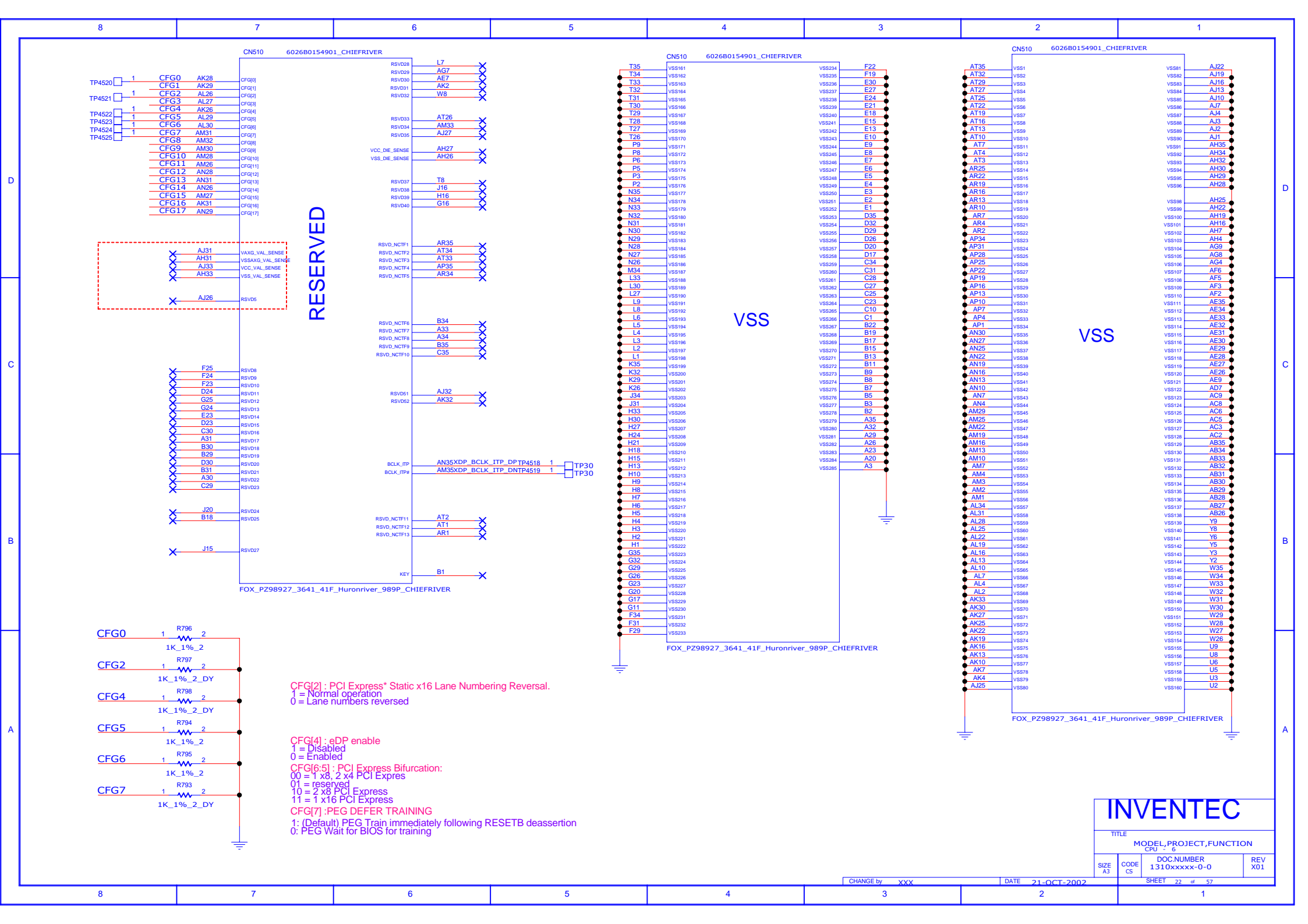
TITLE
MODEL,PROJECT,FUNCTION
CPU = 5

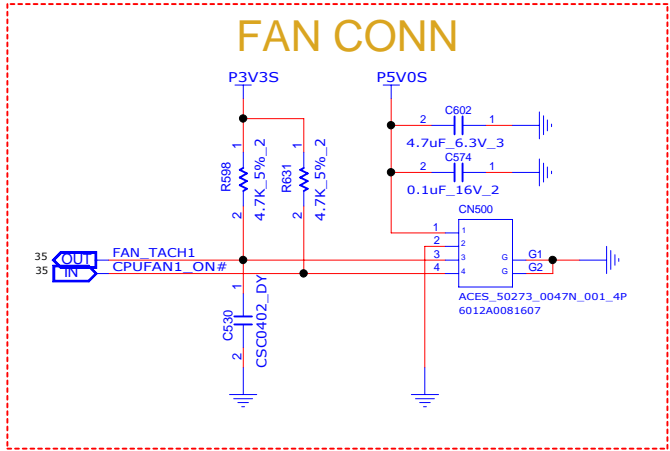
SIZE A3	CODE CS	DOC.NUMBER 1310xxxxx-0-0
------------	------------	-----------------------------

REV
X01

CHANGE by	XXX	DATE	21-OCT-2002
-----------	-----	------	-------------

SHEET 21 of 57





7.2.5 Register : Local Diode Temperature Alert Temperature

Location : Read = Address 05h Write = Address 0Bh

Type : Read/Write

Power on default value : Hardware strapping.

BIT	7	6	5	4	3	2	1	0
NAME	LDT Alert Temperature							
VALUE	SIGN	64	32	16	8	4	2	1
DEFAULT	Hardware strapping							

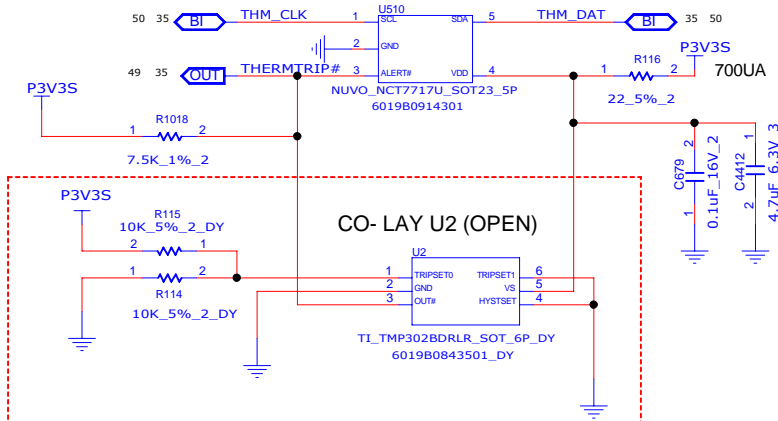
6.6 ALERT# point hardware power-on setting

The default value could be set after power up 100ms by different pull-up resistor of ALERT# pin:

PULL-UP RESISTOR	TEMPERATURE (°C)
2KΩ	75
7.5KΩ	90
10.5KΩ	100
14KΩ	105
18.7KΩ	110

THERMAL SENSOR(LOCAL)

NCT7717U I2C / SMBus address is 1001000xb (x is R/W bit).



TMP302 Available Versions⁽¹⁾

DEVICE	SELECTABLE TRIP POINTS (°C)
TMP302A	50, 55, 60, 65
TMP302B	70, 75, 80, 85
TMP302C	90, 95, 100, 105
TMP302D	110, 115, 120, 125

(1) For other available trip points, please contact a TI representative.

Table 1. Trip Point vs TRIP_{SET1} and TRIP_{SET0}

TRIP _{SET1}	TRIP _{SET0}	TMP302A	TMP302B	TMP302C	TMP302D
GND	GND	+50°C	+70°C	+90°C	+110°C
GND	V _S	+55°C	+75°C	+95°C	+115°C
V _S	GND	+60°C	+80°C	+100°C	+120°C
V _S	V _S	+65°C	+85°C	+105°C	+125°C

Table 2. HYST_{SET} Window

HYST _{SET}	THRESHOLD HYSTERESIS
GND	+5°C
V _S	+10°C

INVENTEC

TITLE MODEL PROJECT,FUNCTION


DOC NUMBER 1310xxxxx-0-0

REV X01

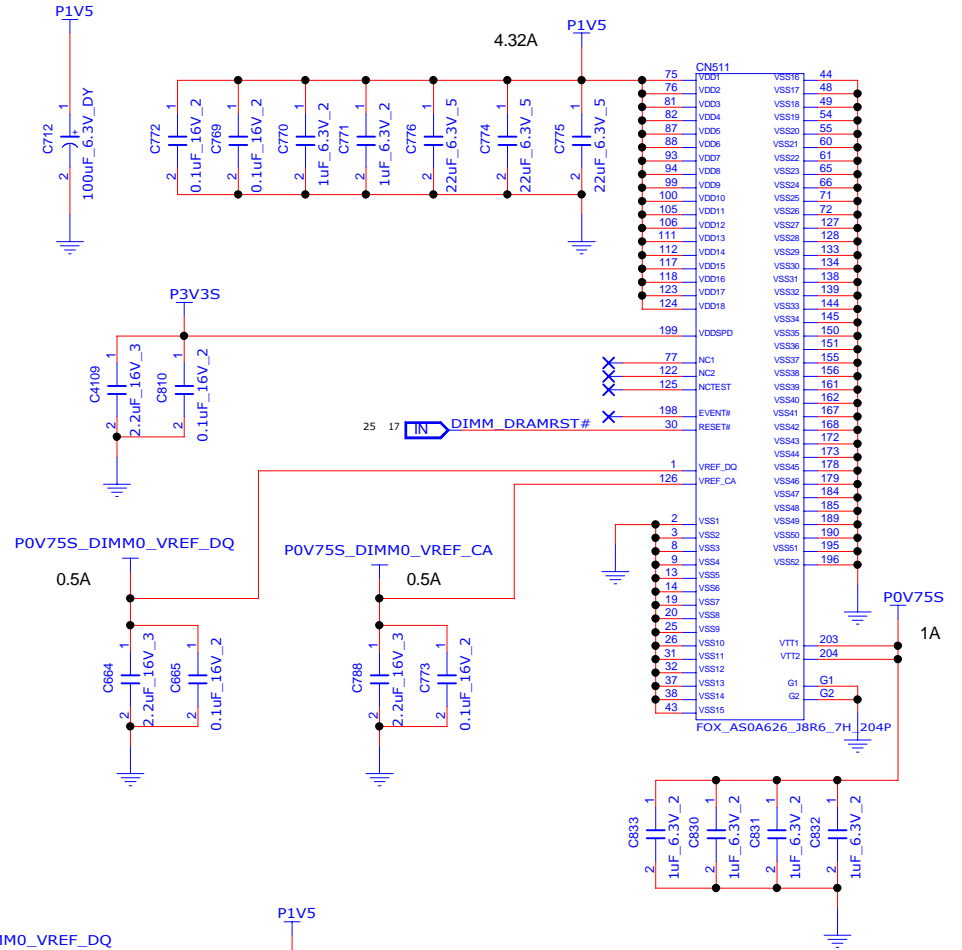
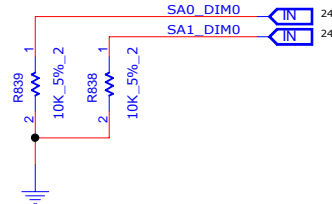
SHEET 23 of 57

CHANGE by XXX DATE 21-OCT-2002

DDR3 (8mm) P/N : 6026B0221101



Note :
SO-DIMMA SPD Address is 0xA0
SO-DIMMA TS Address is 0x30




SANDY BRIDGE + IVY BRIDGE DG4.14

INVENTEC

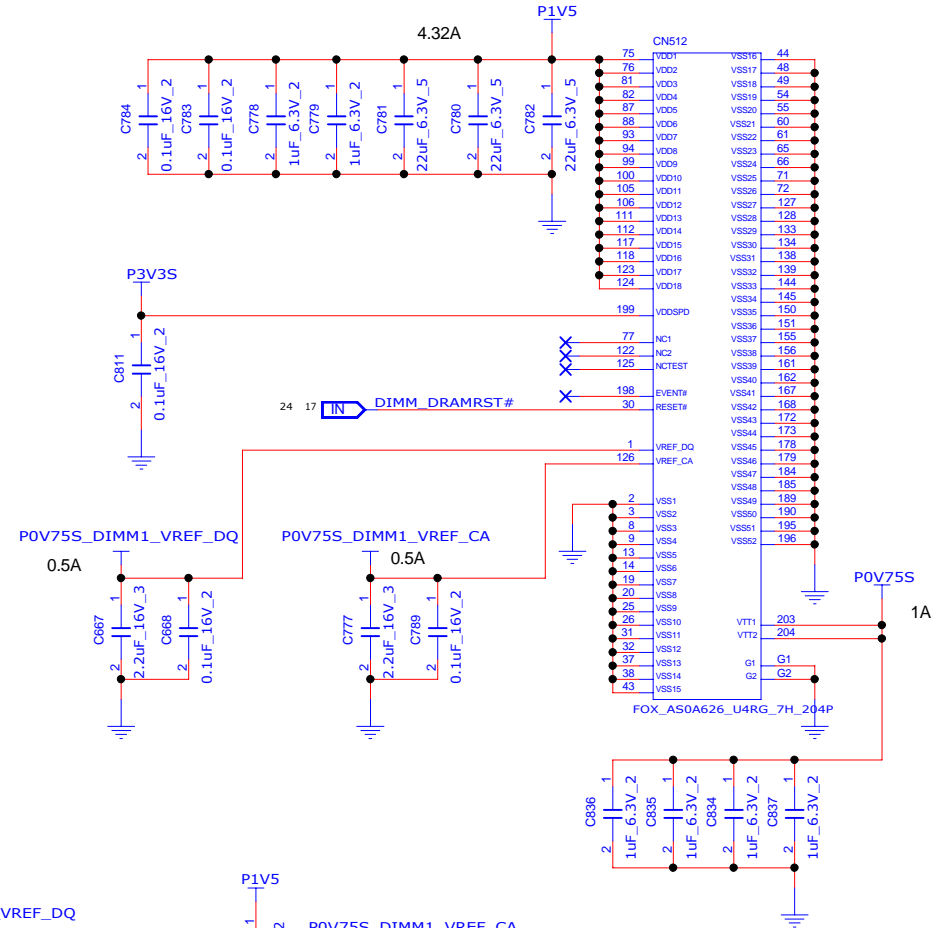
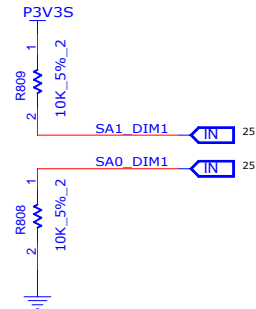
TITLE			
MODEL,PROJECT,FUNCTION DDR3 - 1			
SIZE A3	CODE CS	DOC.NUMBER 1310xxxxx-0-0	REV X01
SHEET 24 of 57			

DDR3 (4mm) P/N : 6026B0221601



FOX_AS0A626_U4RG_7H_204P

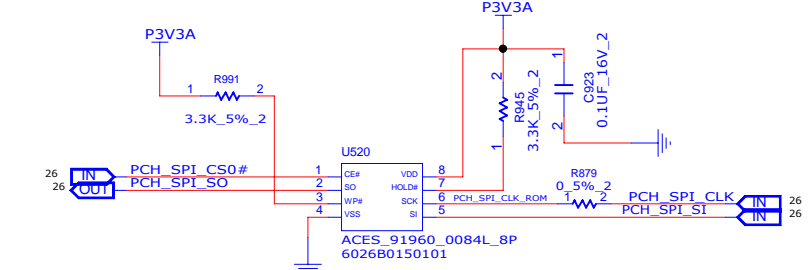
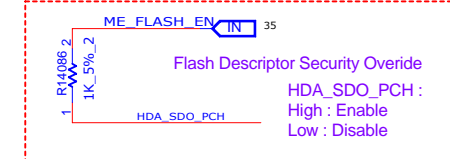
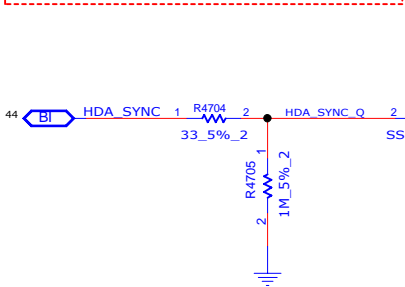
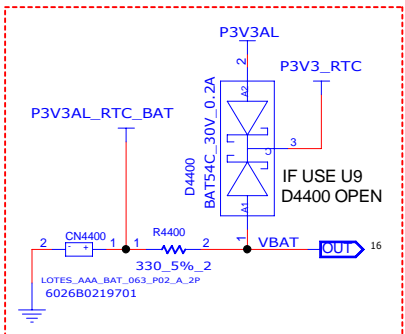
Note :
SO-DIMMA SPD Address is 0xA4
SO-DIMMA TS Address is 0x34



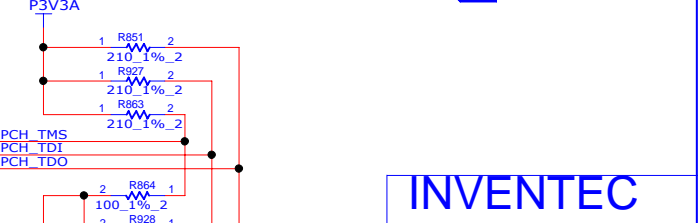
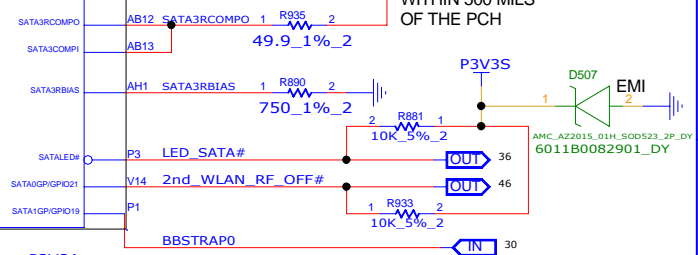
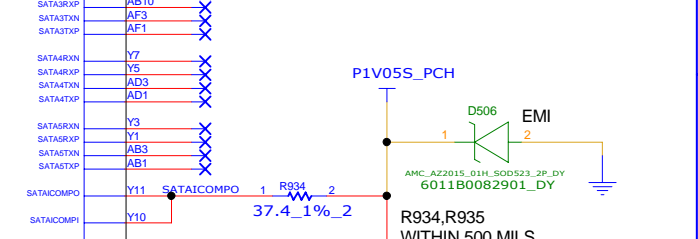
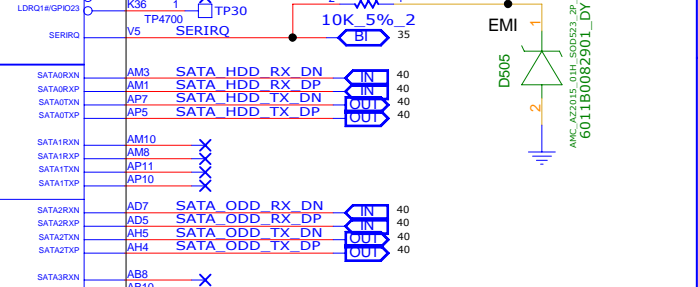
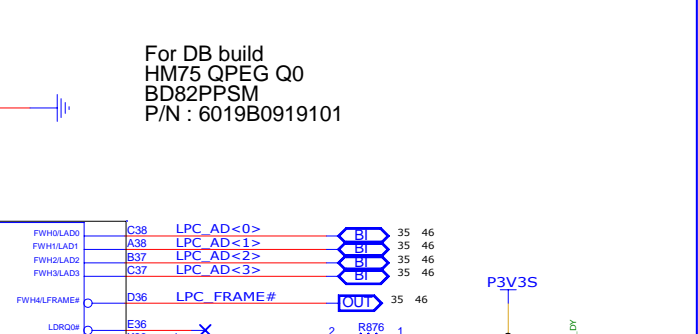

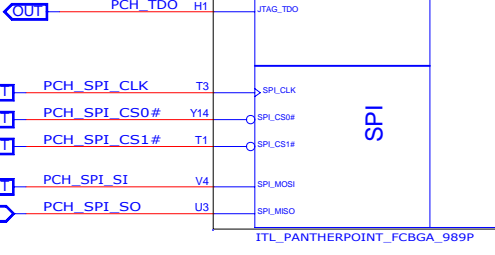
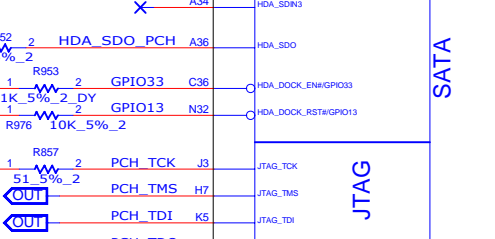
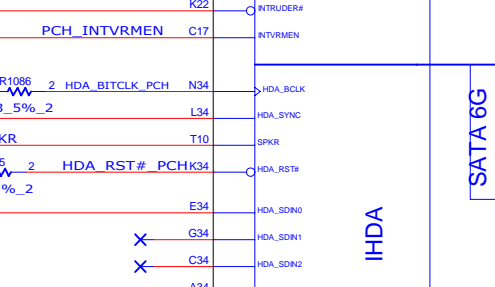
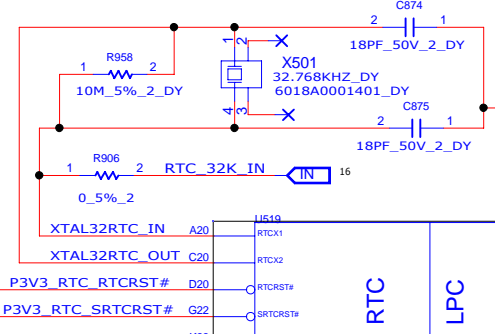

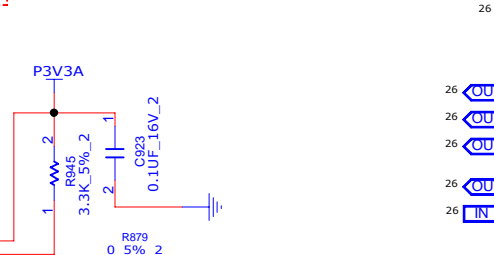
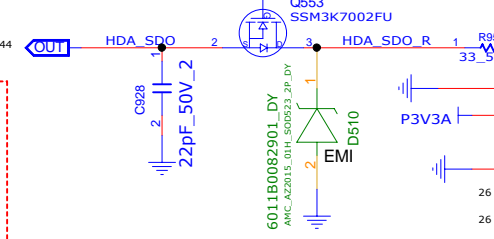
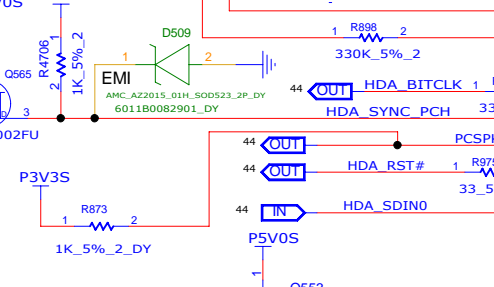
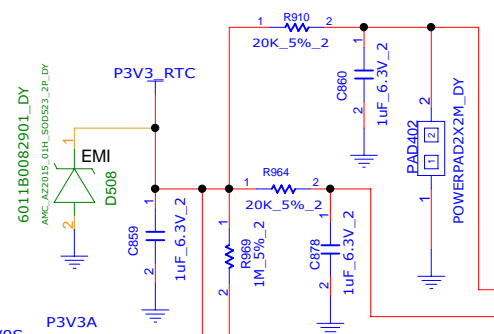
SANDY BRIDGE + IVY BRIDGE DG4.14

INVENTEC

TITLE			
MODEL, PROJECT, FUNCTION			
DDR3			
SIZE	CODE	DOC NUMBER	REV
A3	CS	1310xxxxx-0-0	X01



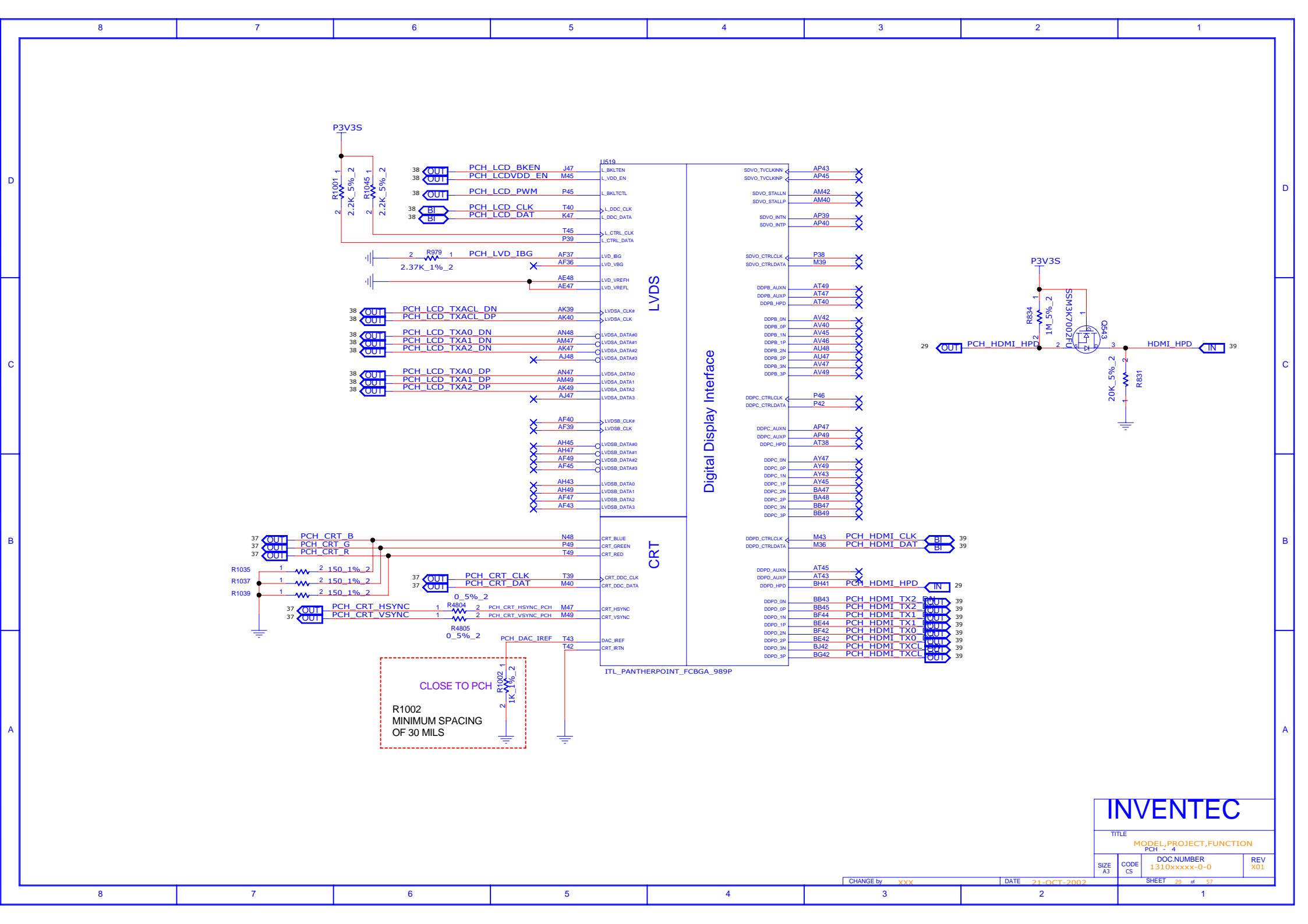
BIOS ROM 4MB (BIOS & EC ROM VENDOR MUST SAME)
MXIC_MX25L3206EM2I-12G P/N : 6019B0794701
WINBOND_W25Q32BVSSIG P/N : 6019B0704901

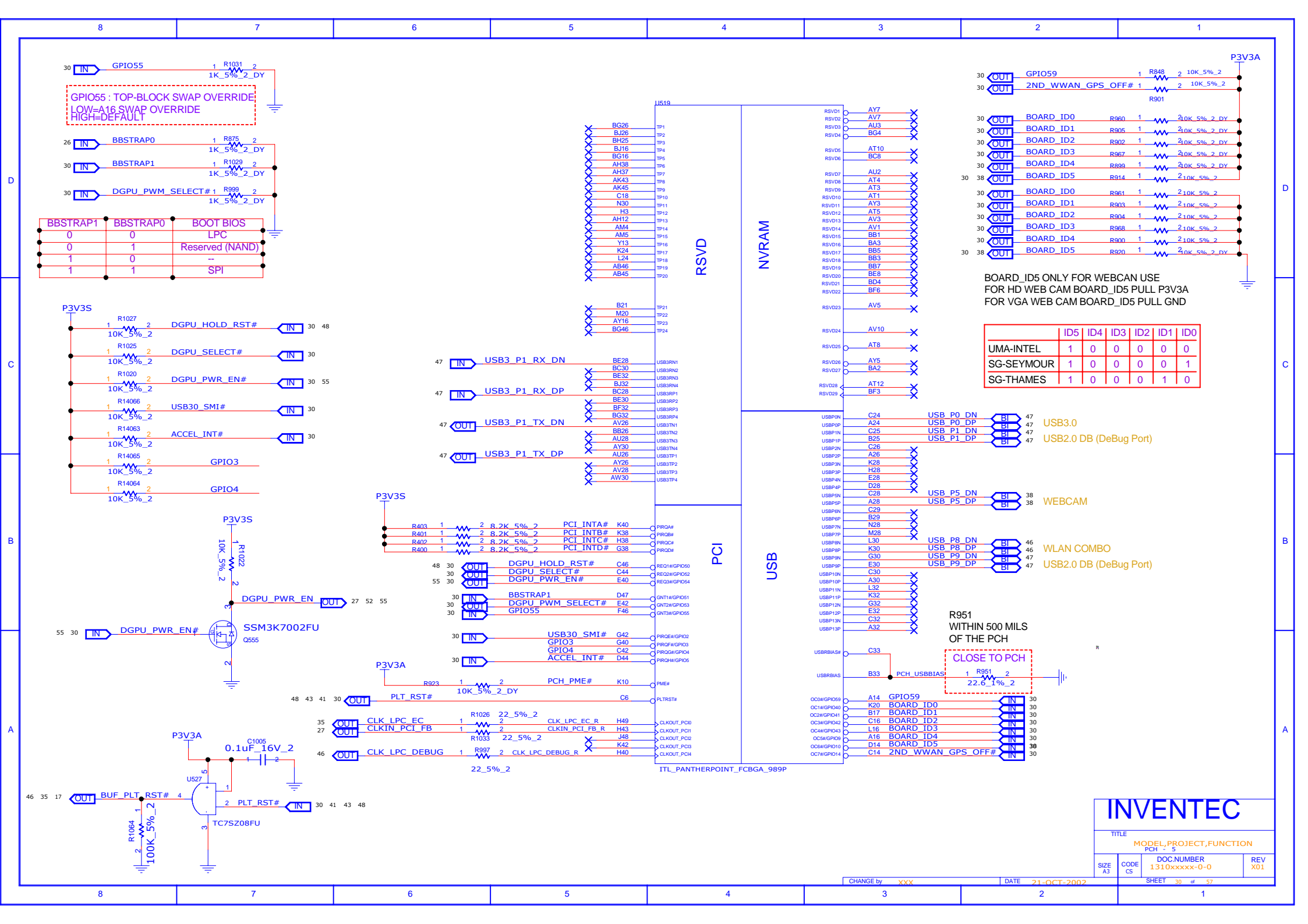


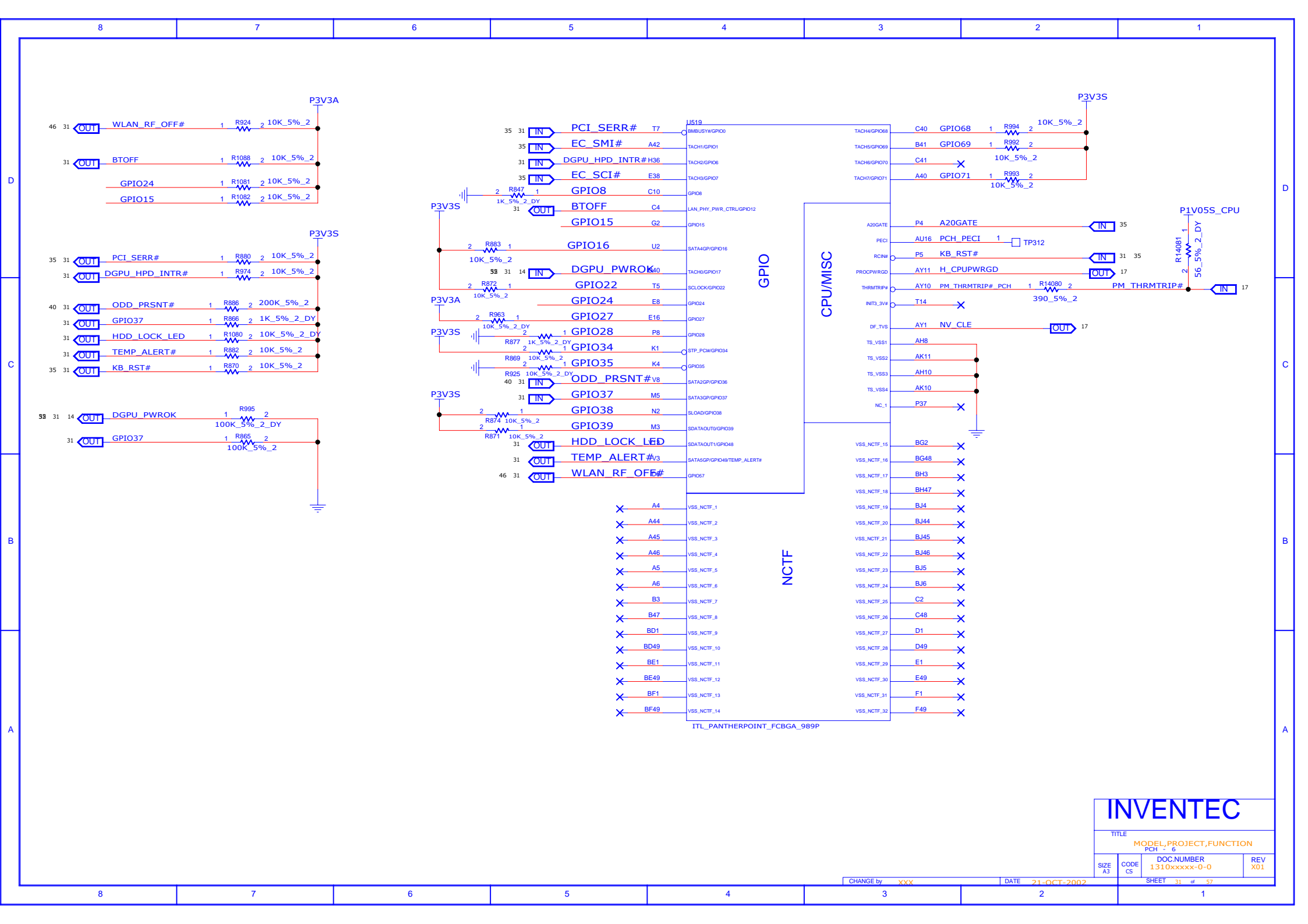
For DB build
HM75 QPEG Q0
BD82PPSM
P/N : 6019B0919101

INVENTEC			
TITLE			
MODEL,PROJECT,FUNCTION			
PCH 1			
SIZE	CODE	DOC NUMBER	REV
A3	CS	1310xxxxx-0-0	X01









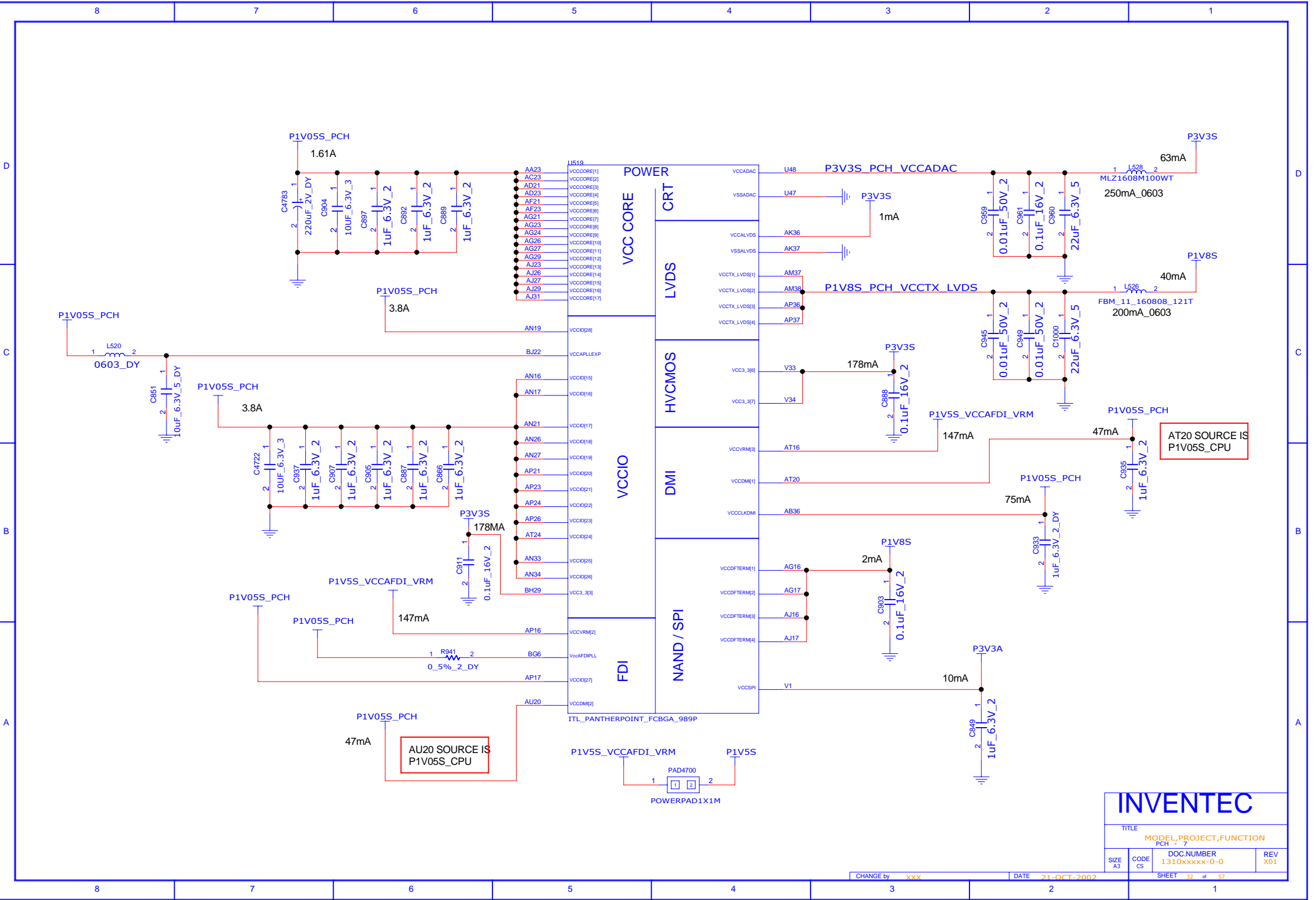
INVENTEC

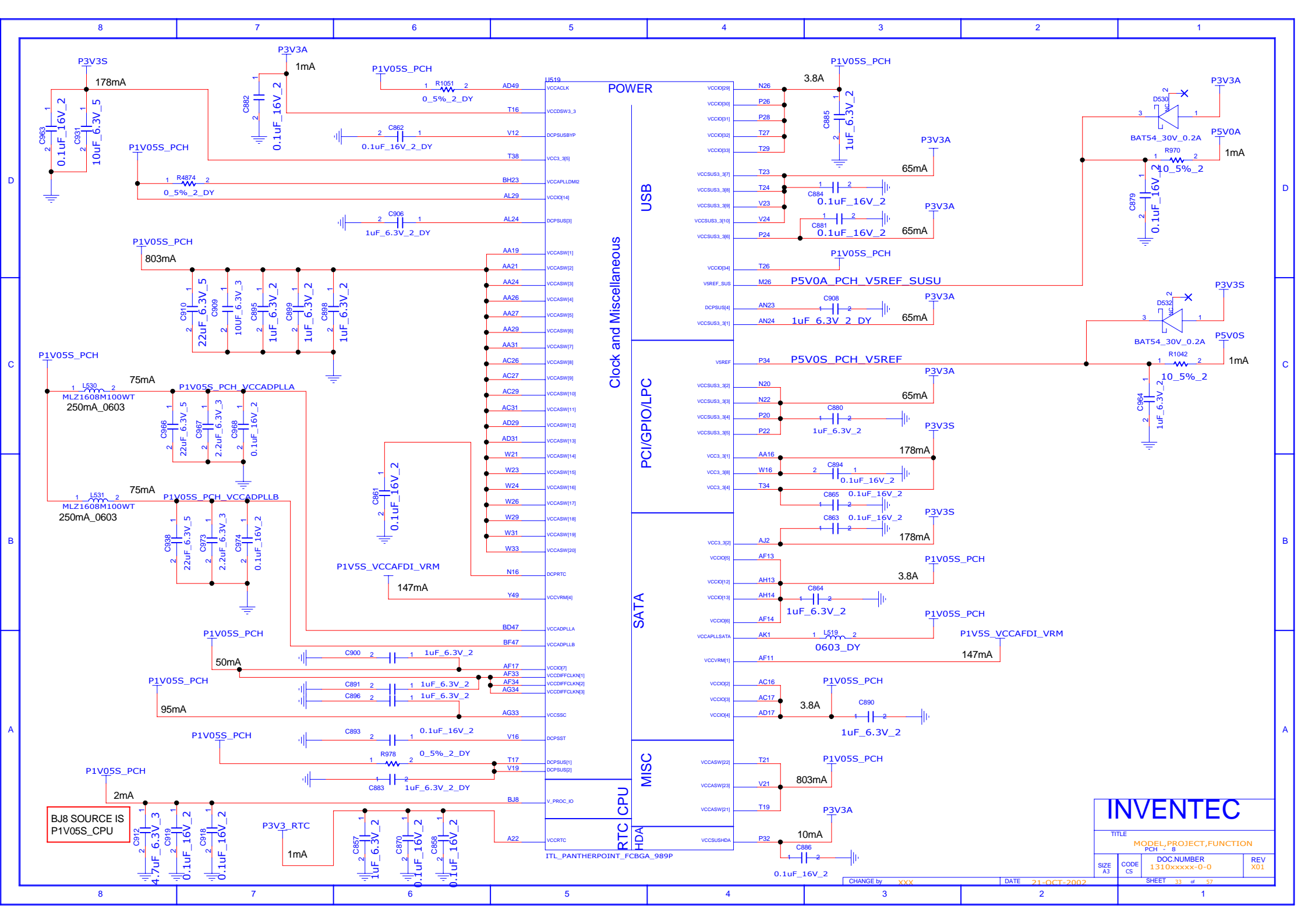
TITLE
MODEL,PROJECT,FUNCTION
PCH - 6

SIZE A3 CODE CS DOC NUMBER 1310xxxxx-0-0 REV X01

CHANGE by XXX DATE 21-OCT-2002

SHEET 31 of 57





POWER

USB

Clock and Miscellaneous

PCI/GPIO/LPC

SATA

MISC

RTC CPU

INVENTEC			
TITLE			
MODEL,PROJECT,FUNCTION			
PCH_8			
SIZE	CODE	DOC NUMBER	REV
A3	CS	1310xxxxx-0-0	X01
SHEET 33 of 57			

D

C

B

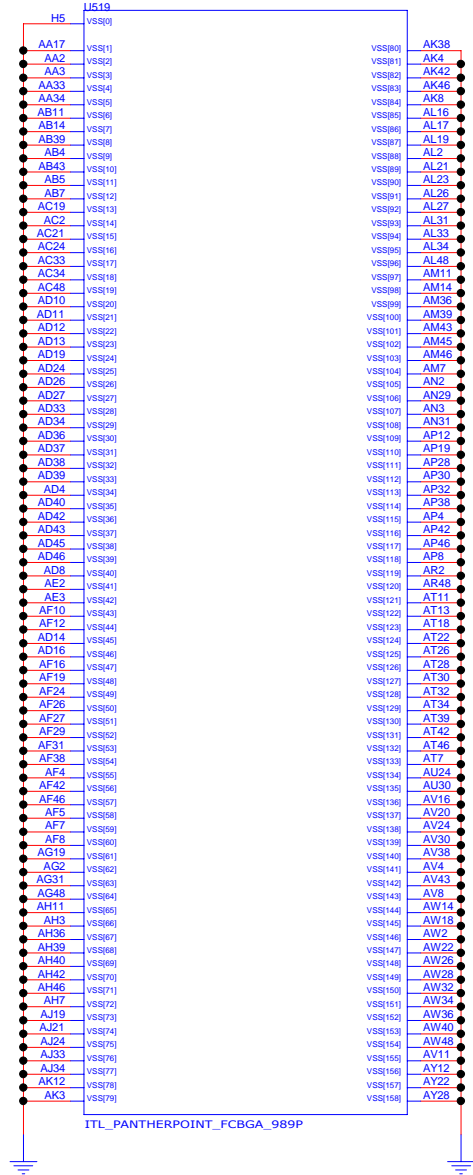

A

D

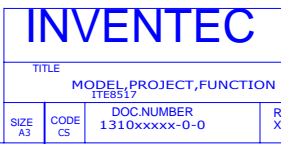
C

B

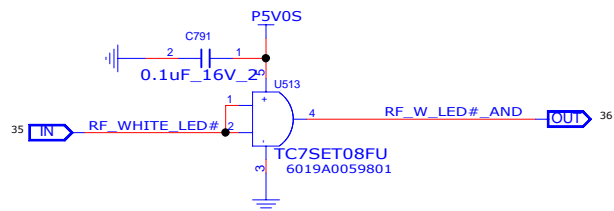
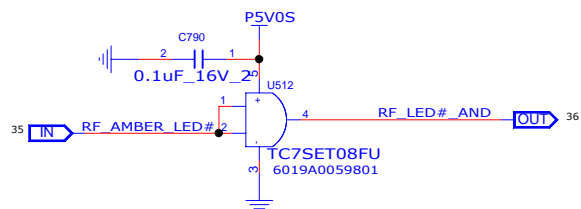

A



INVENTEC			
TITLE			
MODEL,PROJECT,FUNCTION			
PCH 9			
SIZE A3	CODE CS	DOC NUMBER 1310xxxxx-0-0	REV X01
CHANGE by XXX			
DATE 21-OCT-2002			
SHEET 34 of 57			

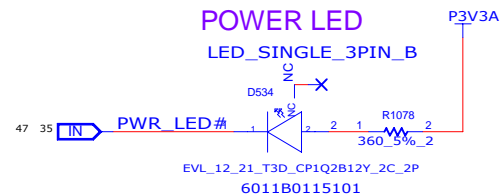


KeyBoard CONN(30 pin)

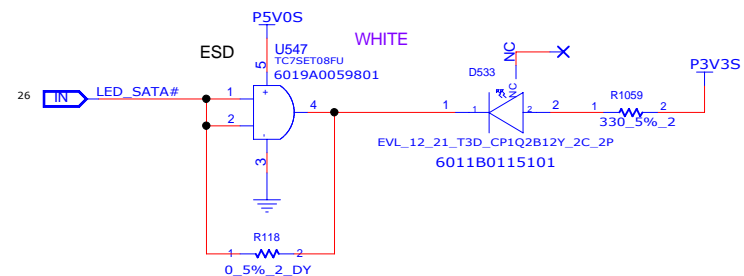


POWER LED

LED_SINGLE_3PIN_B



SATA LED & HDD HALTED LED



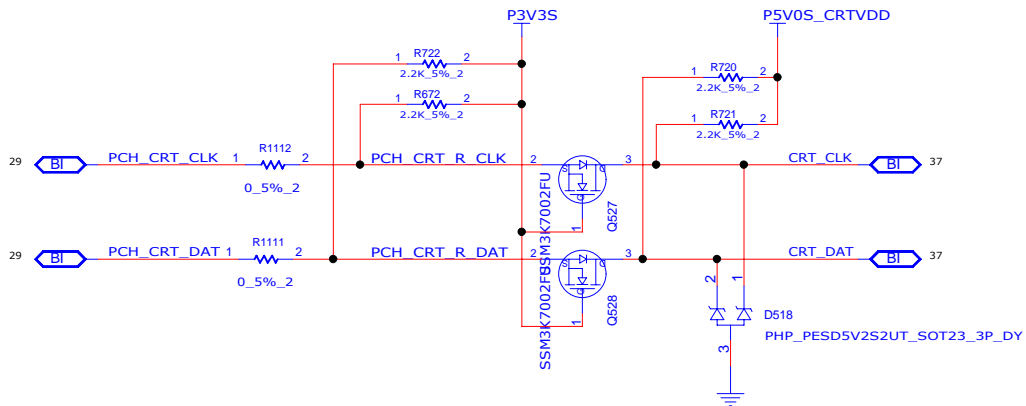
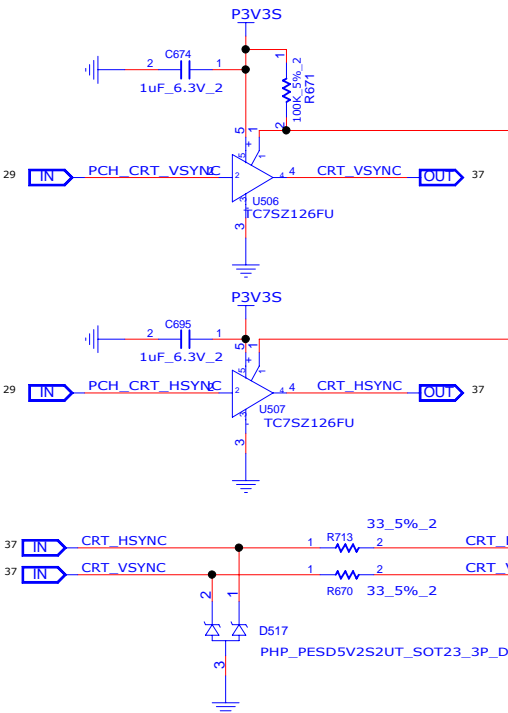
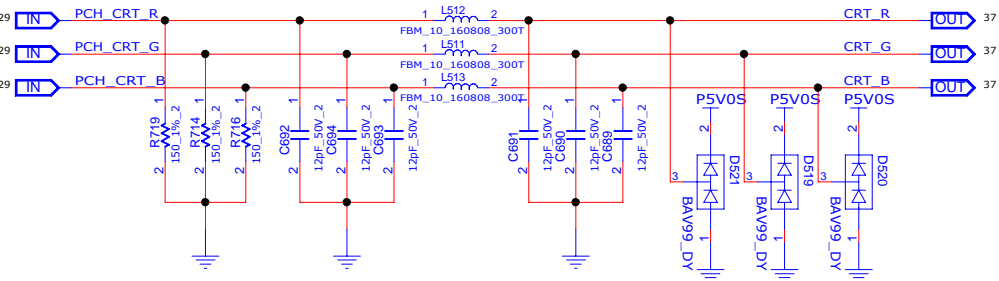
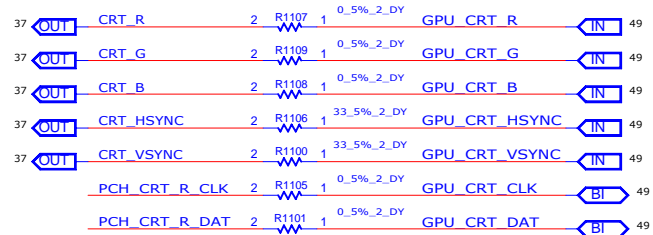
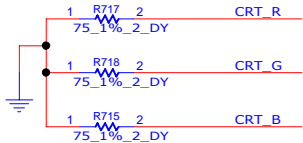
INVENTEC

TITLE
MODEL PROJECT,FUNCTION
KB CONN & LED

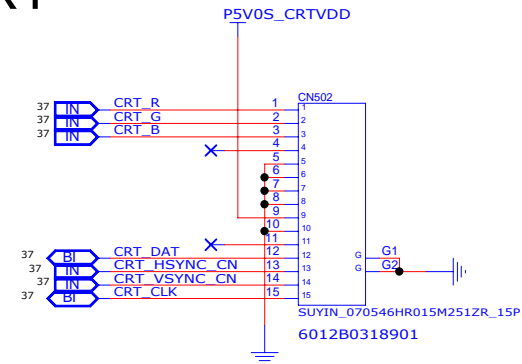
SIZE A3 CODE CS DOC NUMBER 1310xxxxx-0-0 REV X01

CHANGE by XXX DATE 21-OCT-2002

SHEET 36 of 57



CRT



INVENTEC

TITLE MODEL PROJECT,FUNCTION

SIZE CODE DOC NUMBER REV

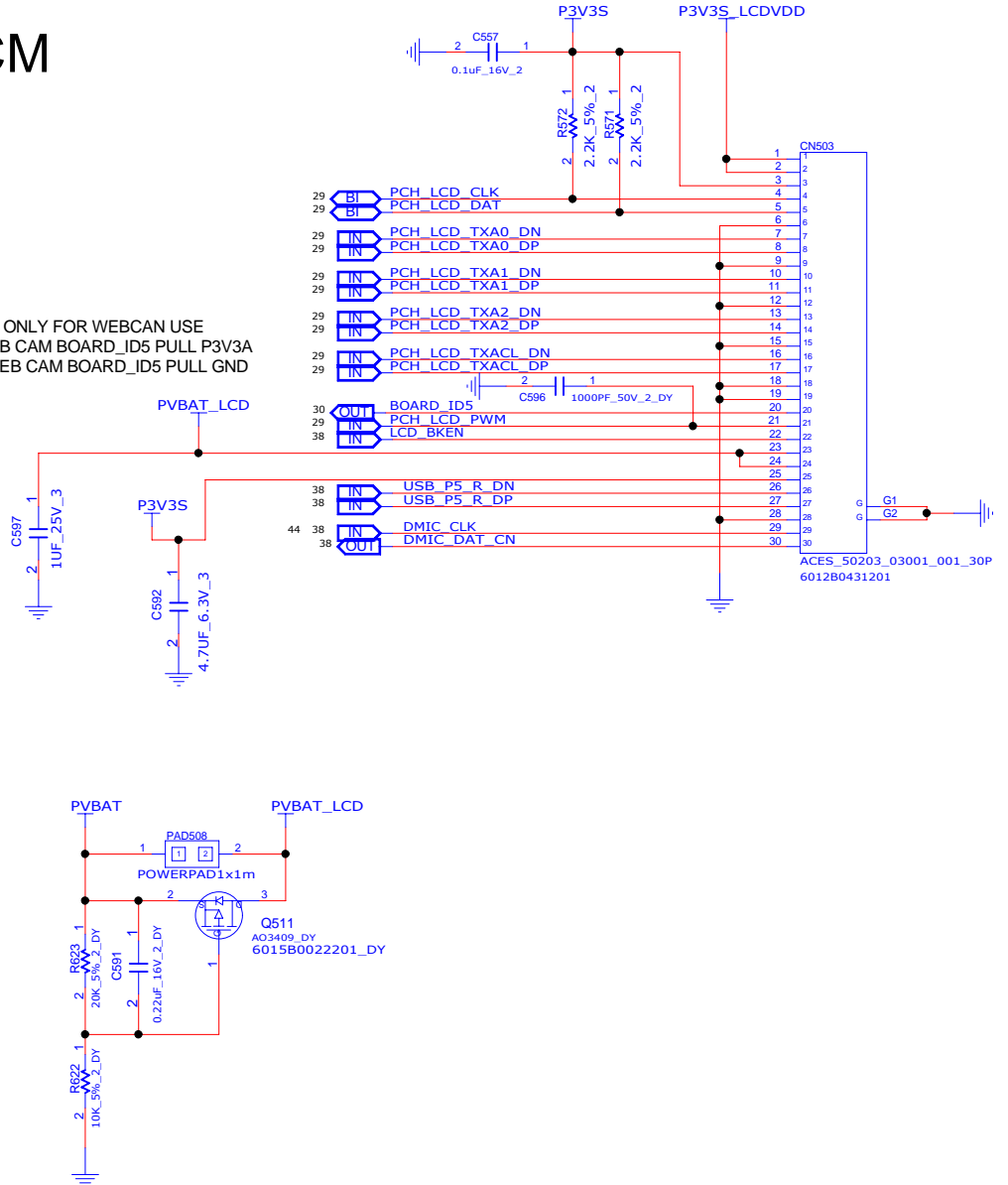
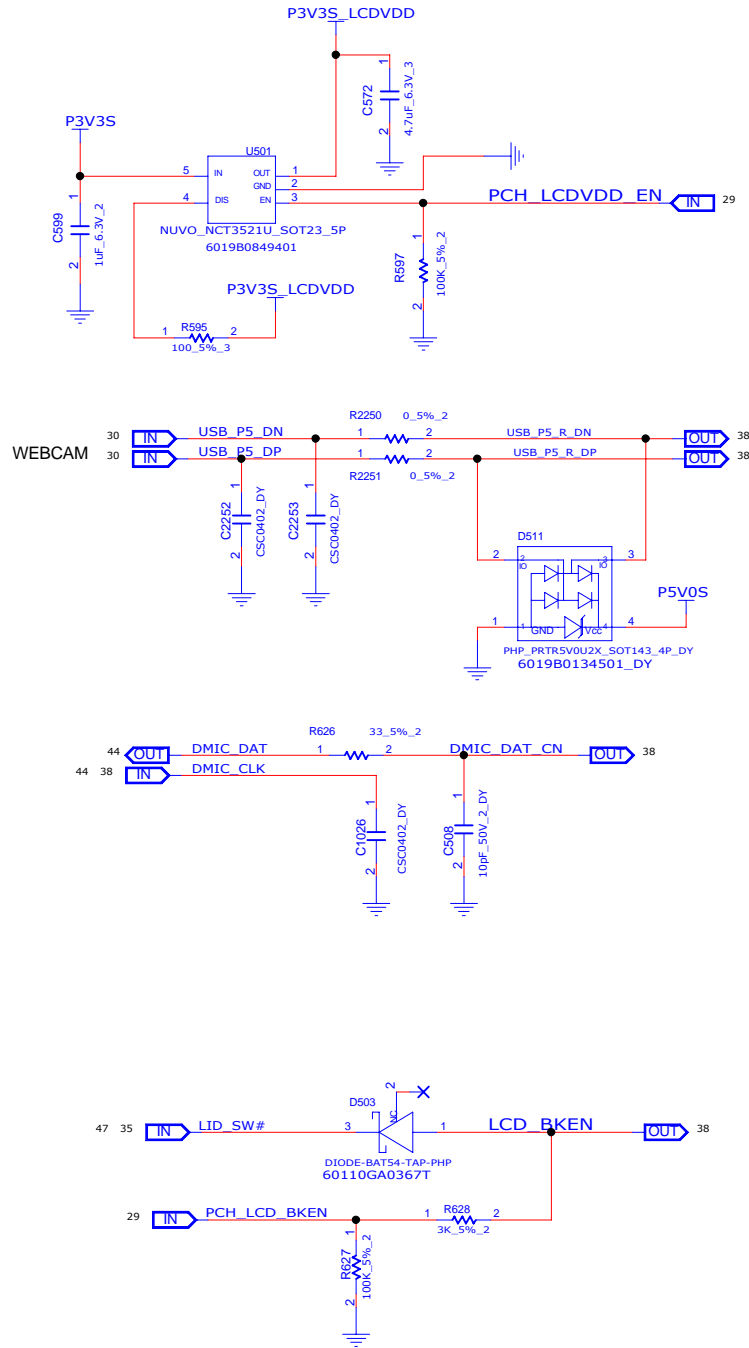
A3 CS 1310xxxx-0-0 X01

CHANGE by XXX DATE 21-OCT-2002

SHEET 37 of 57

LCM

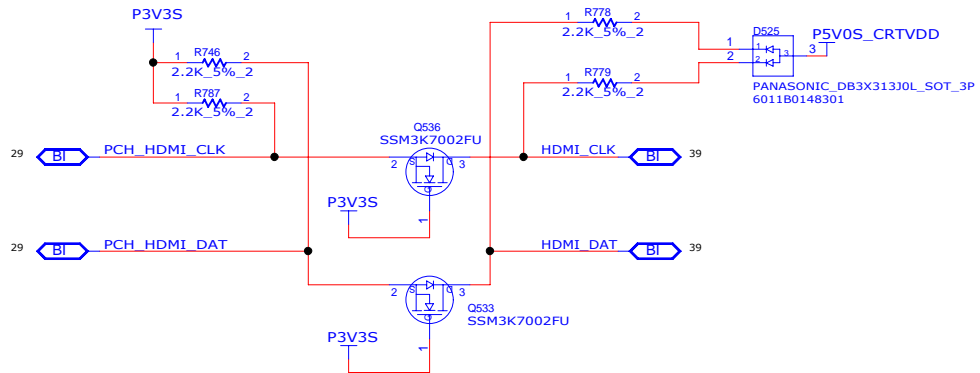
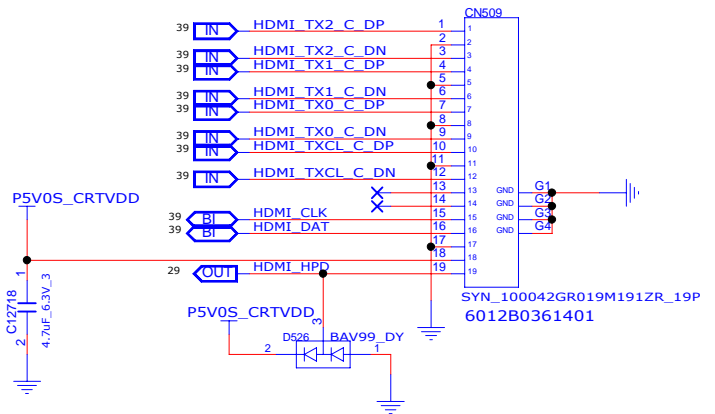
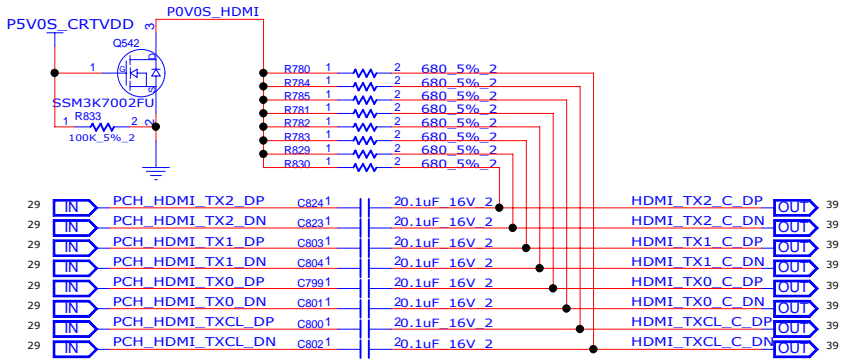
BOARD_ID5 ONLY FOR WEBCAM USE
FOR HD WEB CAM BOARD_ID5 PULL P3V3A
FOR VGA WEB CAM BOARD_ID5 PULL GND



INVENTEC

TITLE			
MODEL PROJECT,FUNCTION			
DOC NUMBER		REV	
1310xxxx-0-0		X01	
SIZE	CODE	SHEET	
A3	CS	38 of 57	

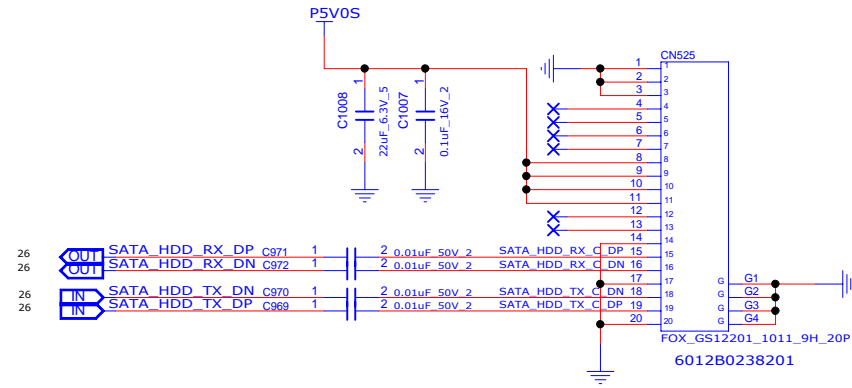
HDMI



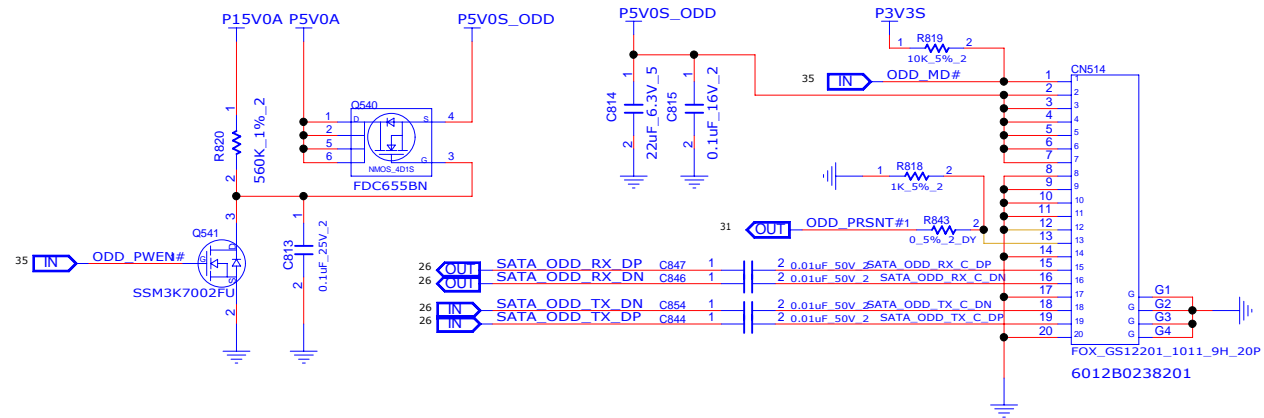
INVENTEC

TITLE			
MODEL,PROJECT,FUNCTION			
HDMI" CONN			
SIZE A3	CODE CS	DOC.NUMBER 1310xxxxx-0-0	REV X01
SHEET 39 of 57			

SATA HDD CABLE CONN on MB



SATA ODD CABLE CONN on MB



INVENTEC

TITLE
MODEL, PROJECT, FUNCTION
SATA_HDD & SATA_ODD

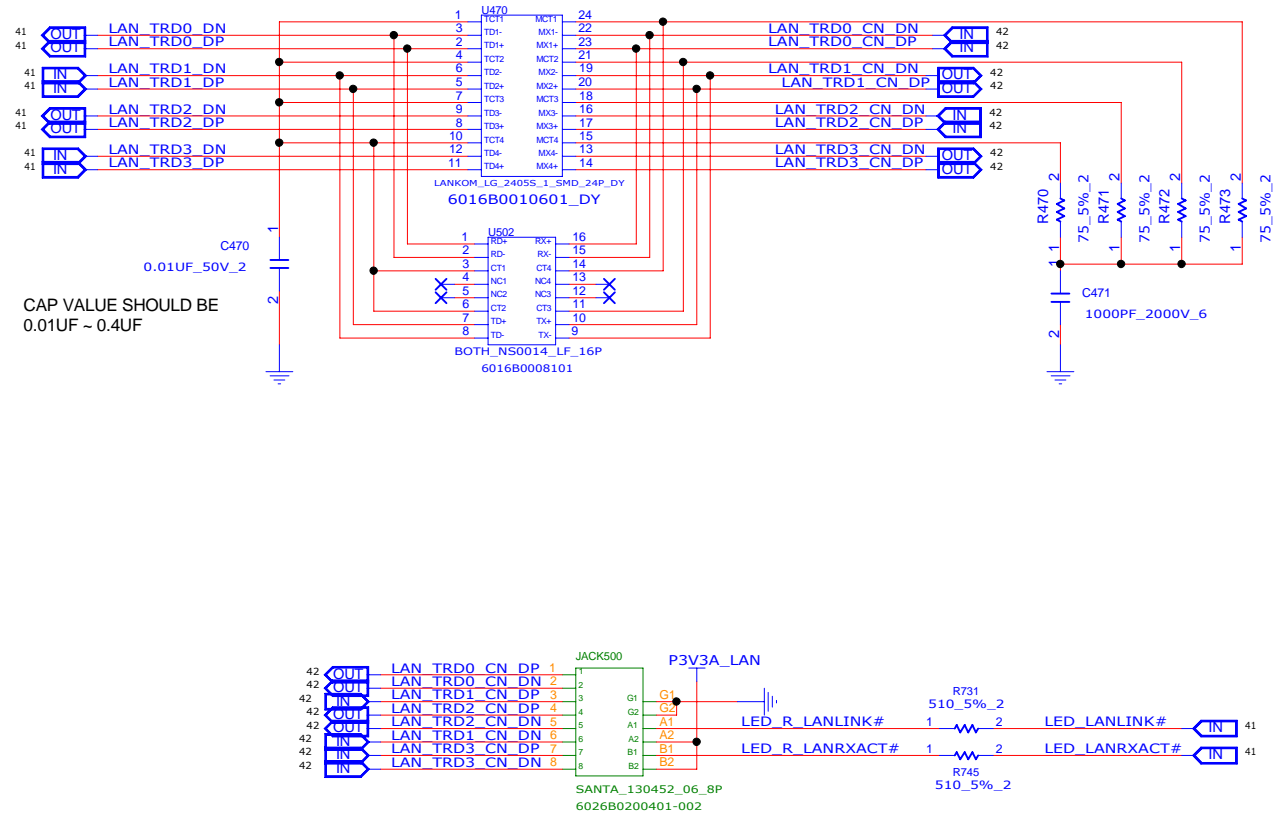
SIZE CODE DOC NUMBER REV
A3 CS 1310xxxxx-0-0 X01

CHANGE by XXX DATE 21-OCT-2002

SHEET 40 of 57

TRANSFORMER

U470 FOR GIGALAN
U502 FOR 10/100 LAN



INVENTEC

TITLE
MODEL, PROJECT, FUNCTION
RJ45 & TRANSFORMER

SIZE A3	CODE CS	DOC NUMBER 1310xxxxx-0-0	REV X01
------------	------------	-----------------------------	------------

CHANGE by XXX DATE 21-OCT-2002 SHEET 42 of 57

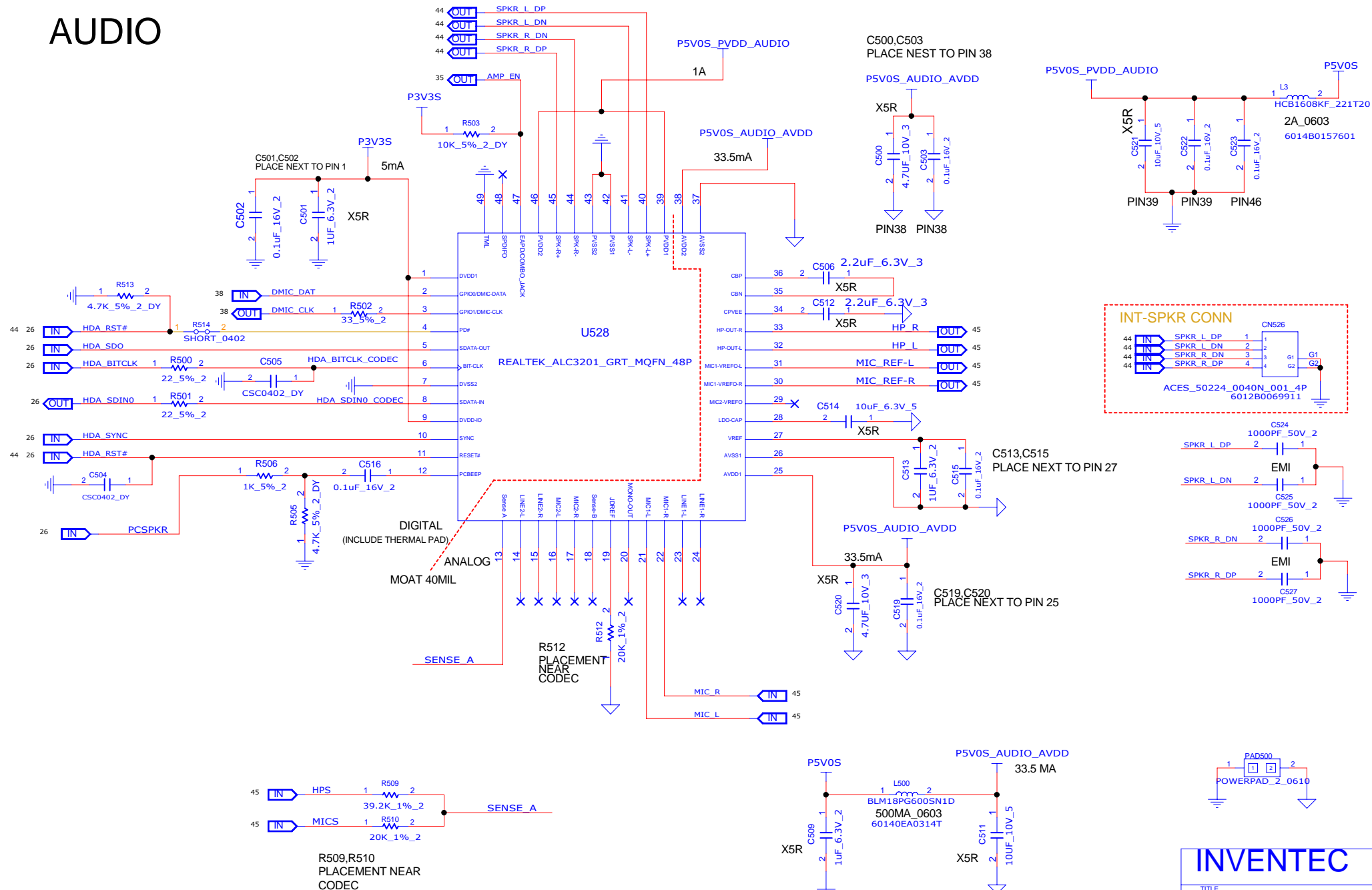
1

ZDIFF : 100 OHM



SHEET 43 of 57

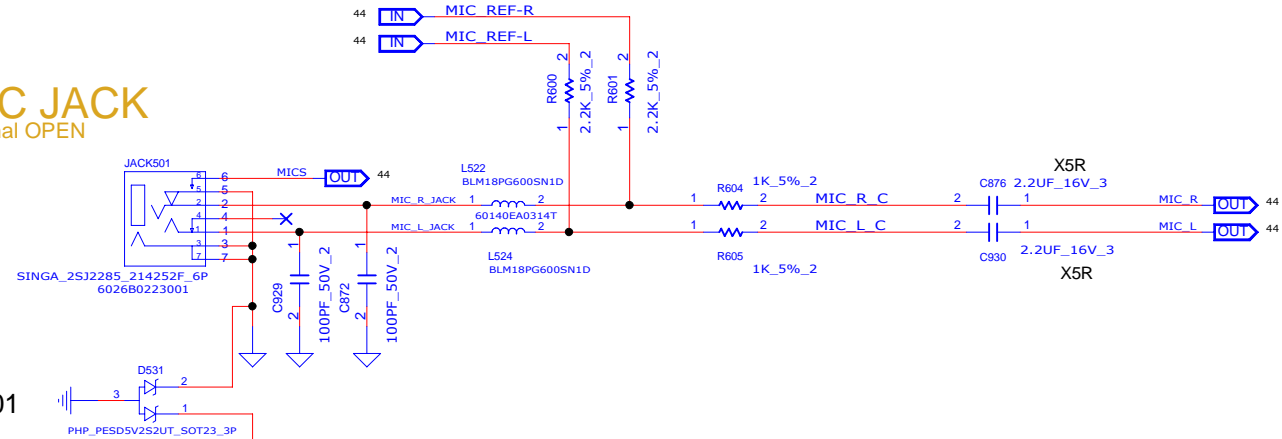
AUDIO



INVENTEC			
TITLE			
MODEL PROJECT,FUNCTION			
DOC NUMBER			
1310xxxxx-0-0			
REV			
X01			
SIZE	CODE	SHEET	
A3	CS	44 of 57	

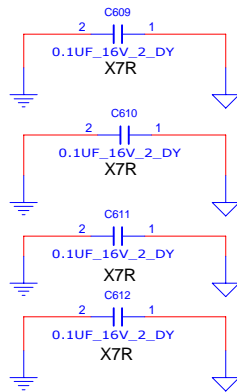
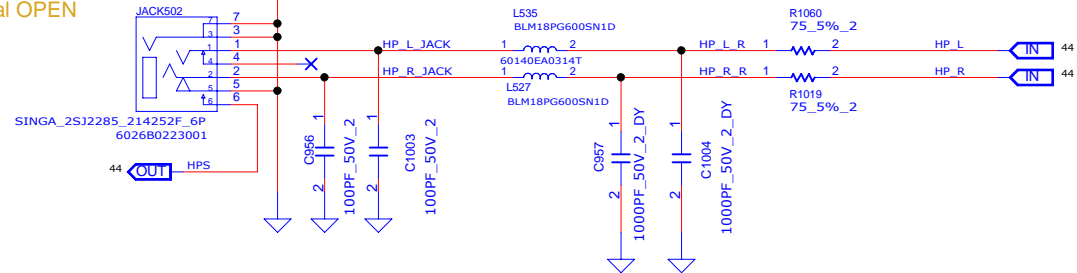
MIC JACK

Normal OPEN



HP JACK

Normal OPEN



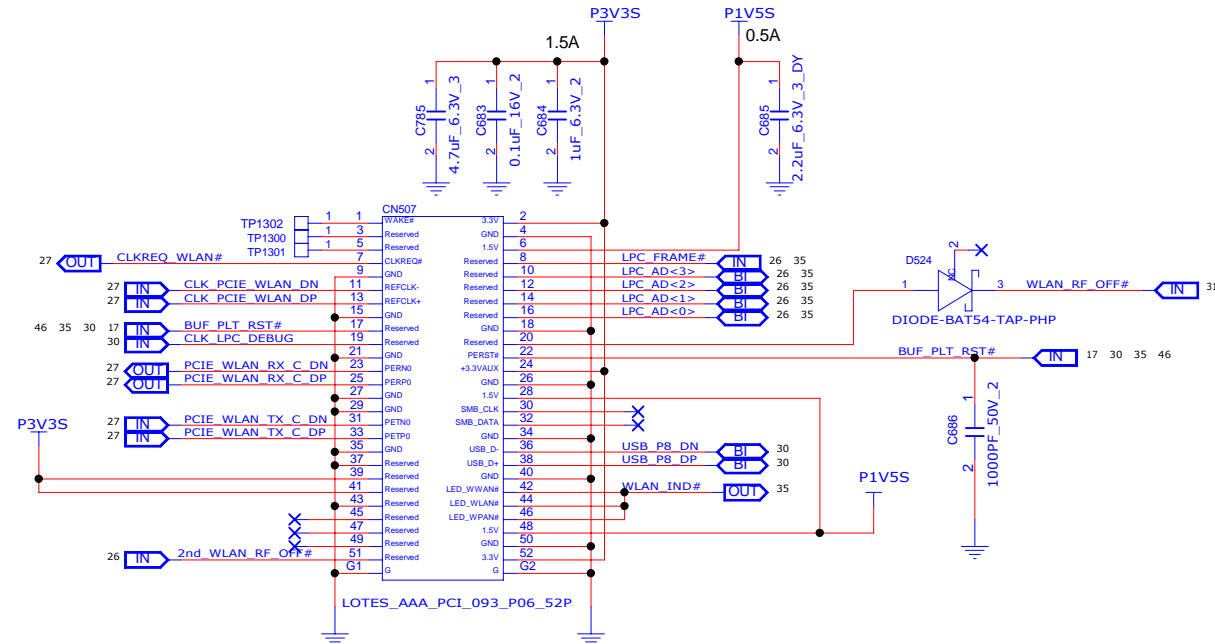
INVENTEC

TITLE			
MODEL,PROJECT,FUNCTION			
HP JACK & MIC JACK			
SIZE	CODE	DOC NUMBER	REV
A3	CS	1310xxxxx-0-0	X01

CHANGE by XXX DATE 21-OCT-2002

SHEET 45 of 57

WLAN CONN (MINICARD)



SI build change to 6026B0221502

MARILYN
ATHEROS
AR5B125
VENDOR ID : 0X168C
DEVICE ID : 0X0032
(SSID) SUBSYSTEM ID : 0X1838
SUBSYSTEM VENDOR ID : 0X103C
HP P/N : 670036-001

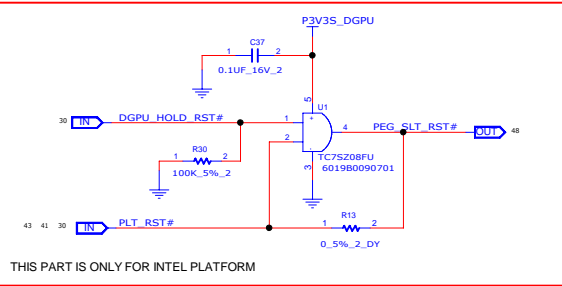
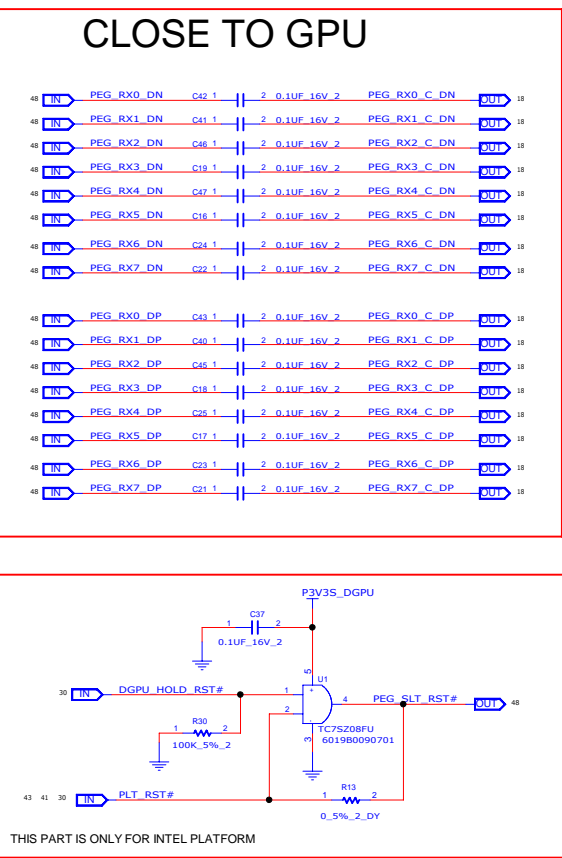
RIPPLE3
FOXCONN
RALINK RT5390
0X1814
0X539A
0X1839
0X103C
670285-001

INVENTEC

TITLE			
MODEL, PROJECT, FUNCTION			
WLAN & BT			
SIZE	CODE	DOC NUMBER	REV
A3	CS	1310xxxxx-0-0	X01

CHANGE by XXX DATE 21-OCT-2002

SHEET 46 of 57



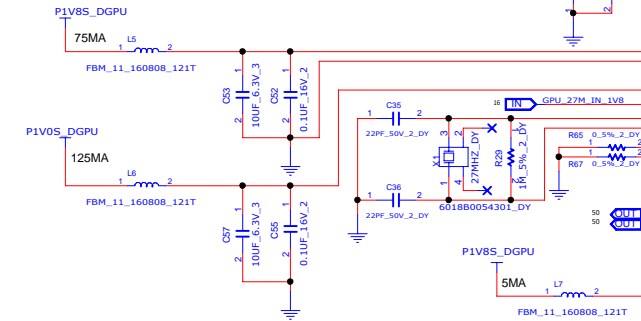
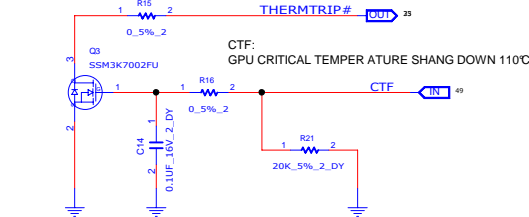
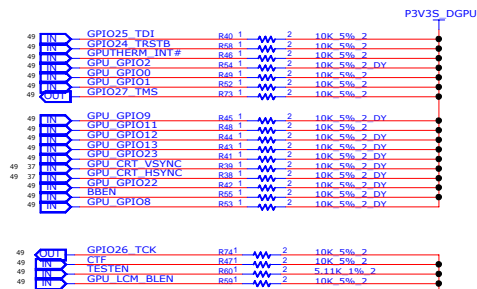
MEM_ID3	MEM_ID2	MEM_ID1	MEM_ID0	2Gb * 4 = 1GB
0	0	0	0	SAMSUNG C-DIE K4W2G1646C-HC11
0	0	0	1	HYNIX D-DIE H5TQ2G63DFR-11C
0	0	1	0	MICRON MT41J128M16HA-107G-D
0	0	1	1	

128M * 16 * 4
128M * 16 * 4
128M * 16 * 4

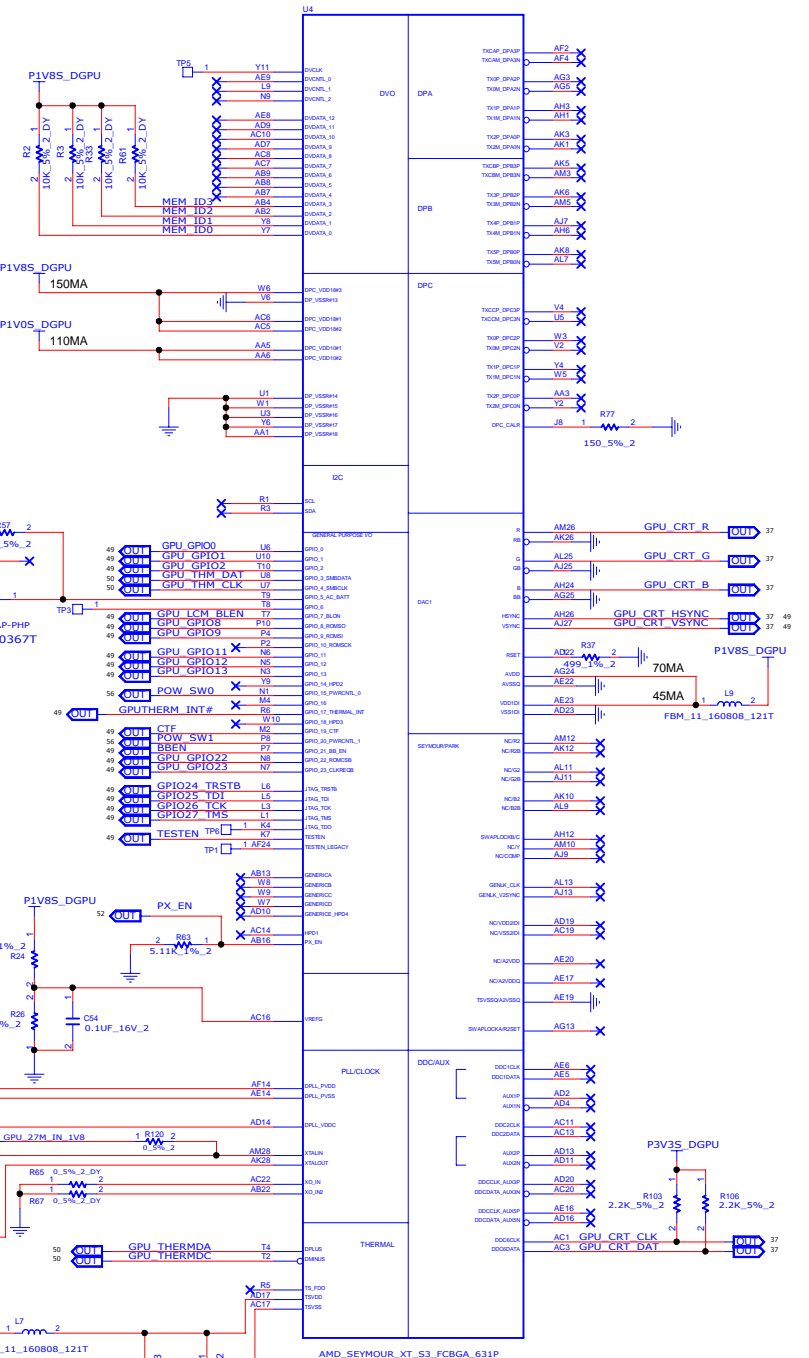
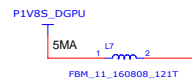
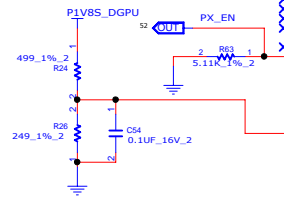
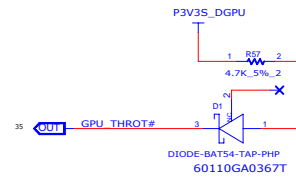
PN : 6019B0818601
PN : 6019B0938301
P/N : APPLY

STRAPS	PIN	DESCRIPTION OF DEFAULT SETTING
TX_PWRS_ENB	GPIO0	PCIE FULL TX OUTPUT SWING
TX_DEEMPH_EN	GPIO1	PCIE TRANSMITTER DE-EMPHASIS ENABLED
BIF_GEN2_EN_A	GPIO2	PCIE GEN2 ENABLED
BIF_DEBUG_ACCESS	GPIO4	DEBUG SIGNALS MUXED OUT
BIF_VGA_DIS	GPIO7_BLON	CONTROL BACKLIGHT ON/OFF
BIF_VGA_DIS	GPIO9	VGA ENABLED
ROMIDCFG(2:0)	GPIO[11:13]	MEMORY APERTURE SIZE SELECT

GPIO_13	GPIO_12	GPIO_11	MEMORY APERTURE SIZE
0	0	1	512/256 MB (DEFAULT)
1	1	0	RESERVED



POW_SW1	POW_SW0	+VDDC_GPU
0	0	1.1V
0	1	1V
1	0	0.95V
1	1	0.9V



INVENTEC

MODEL PROJECT FUNCTION

SEYMOUR XT-S3

SIZE

CODE

DOC NUMBER

REV

1310XAXXX-0-0

X01

CHANGE BY

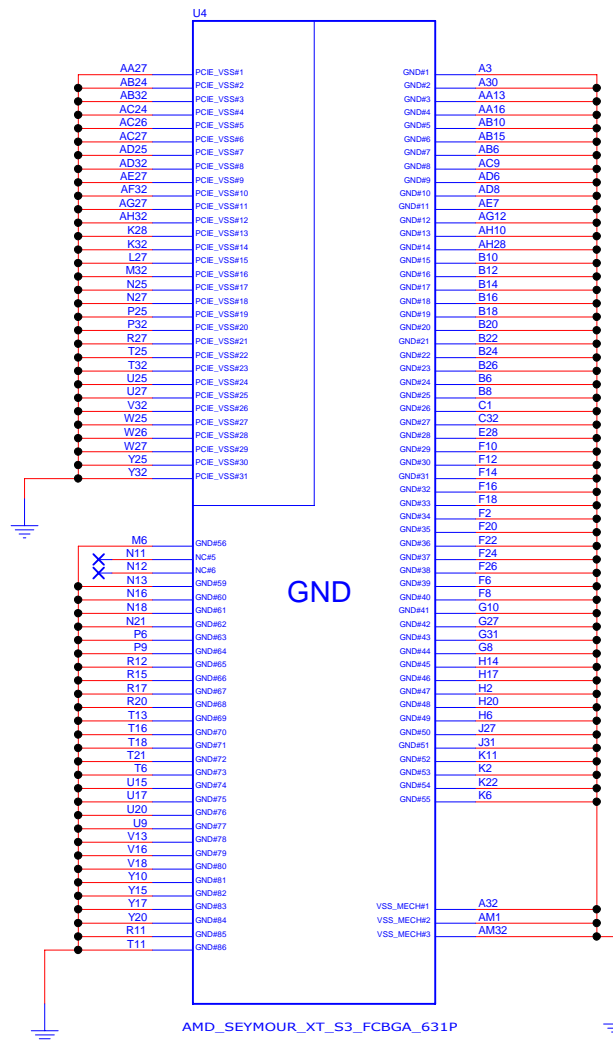
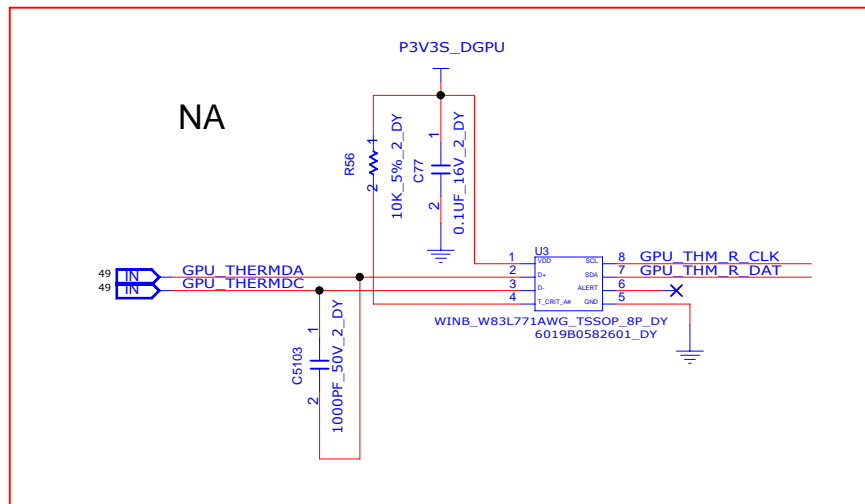
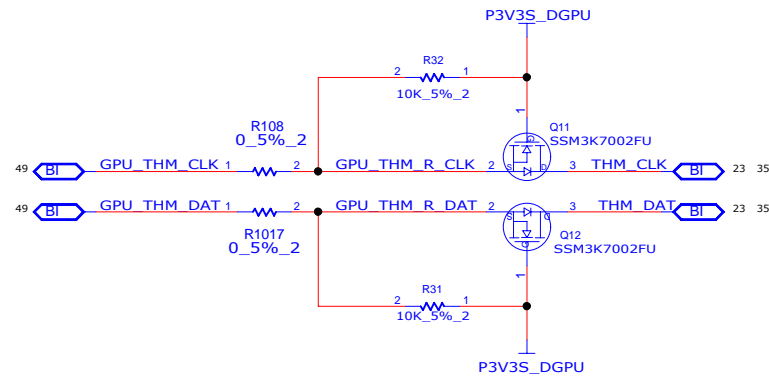
DATE

21-OCT-2002

SHEET

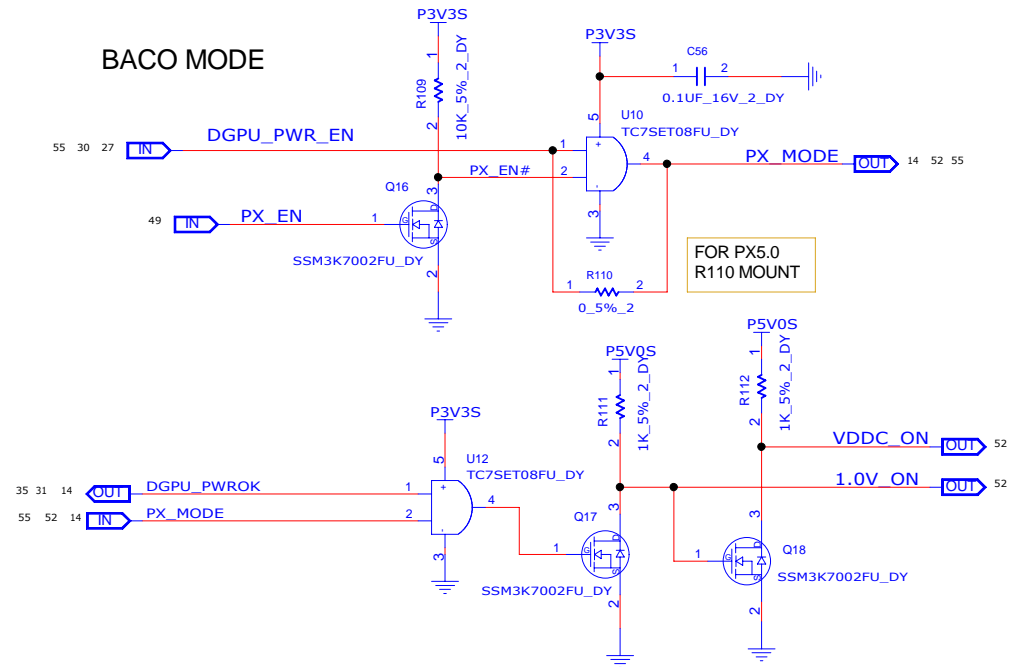
49

of 57

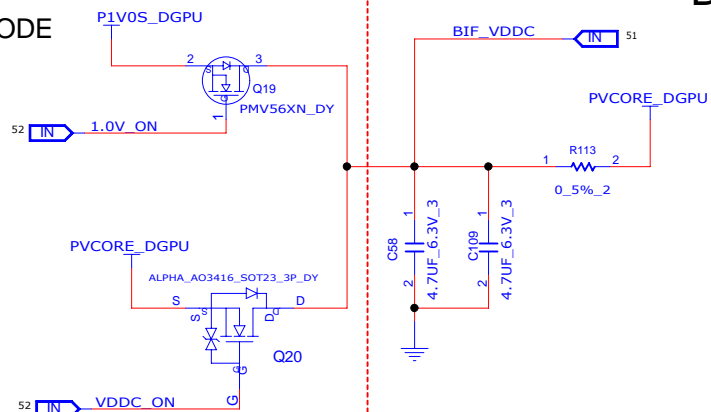


INVENTEC			
TITLE			
MODEL PROJECT,FUNCTION			
SEYMOUR_XT-S3			
SIZE	CODE	DOC NUMBER	REV
A3	CS	1310xxxxx-0-0	X01
CHANGE by XXX			
DATE 21-OCT-2002			
SHEET 50 of 57			

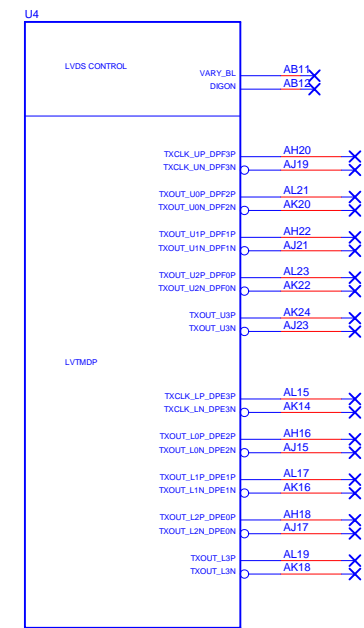
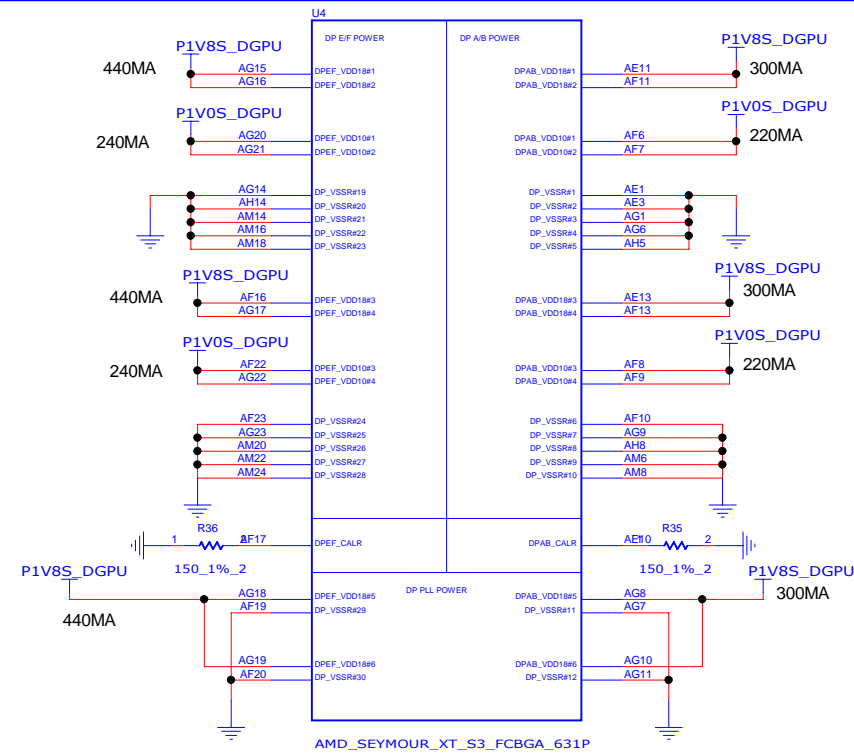
BACO MODE



BACO MODE



DEFULT IS PX5.0



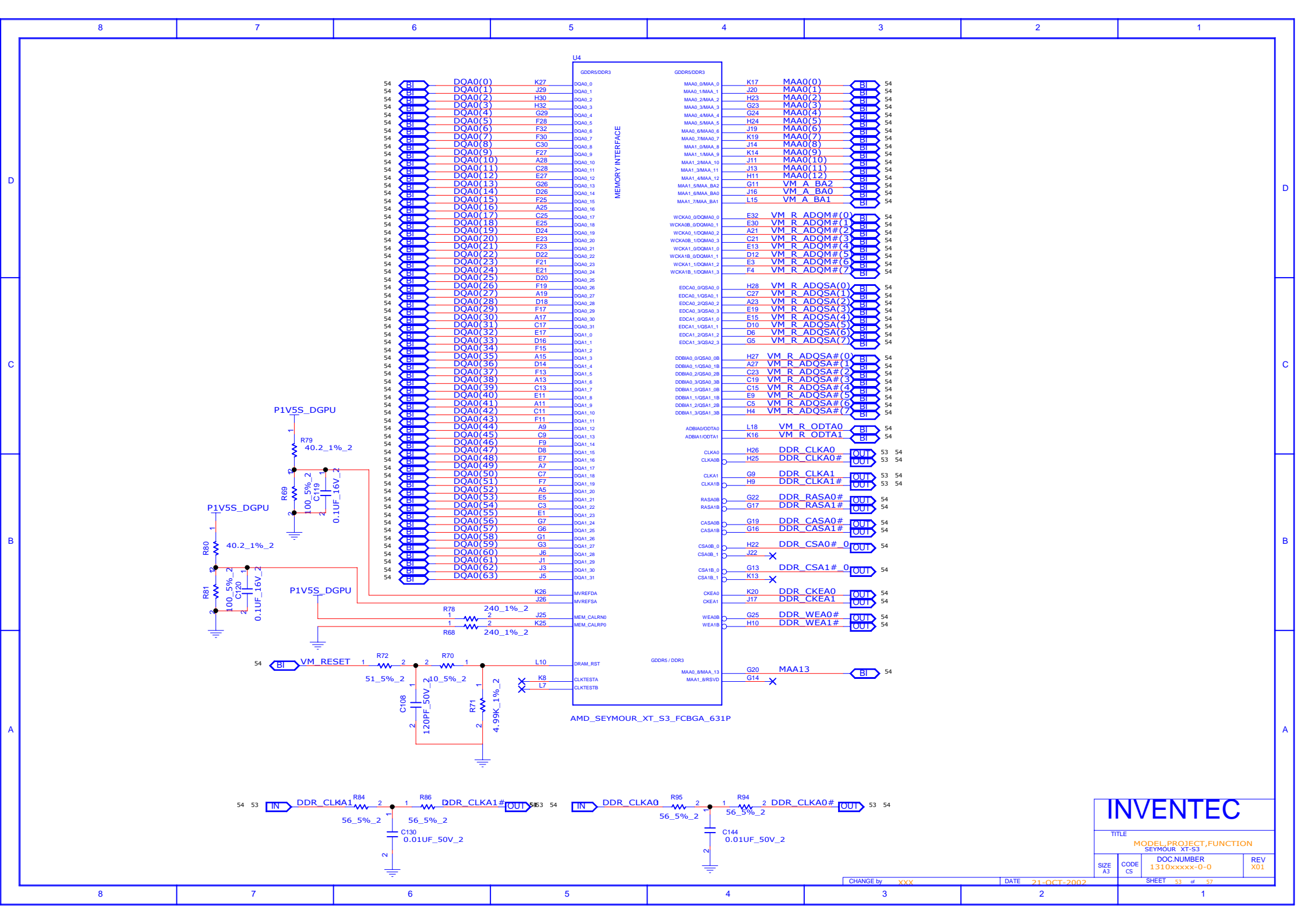
AMD_SEYMOUR_XT_S3_FCBGA_631P

INVENTEC

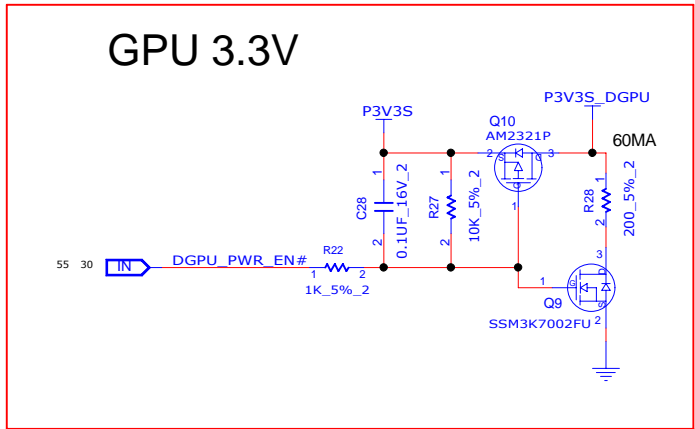
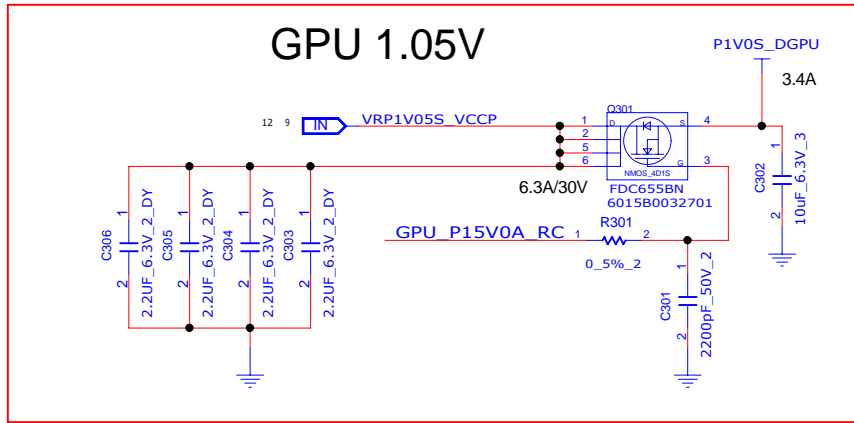
TITLE			
MODEL PROJECT,FUNCTION			
SEYMOUR_XT-S3			
SIZE	CODE	DOC NUMBER	REV
A3	CS	1310xxxxx-0-0	X01

CHANGE by XXX DATE 21-OCT-2002

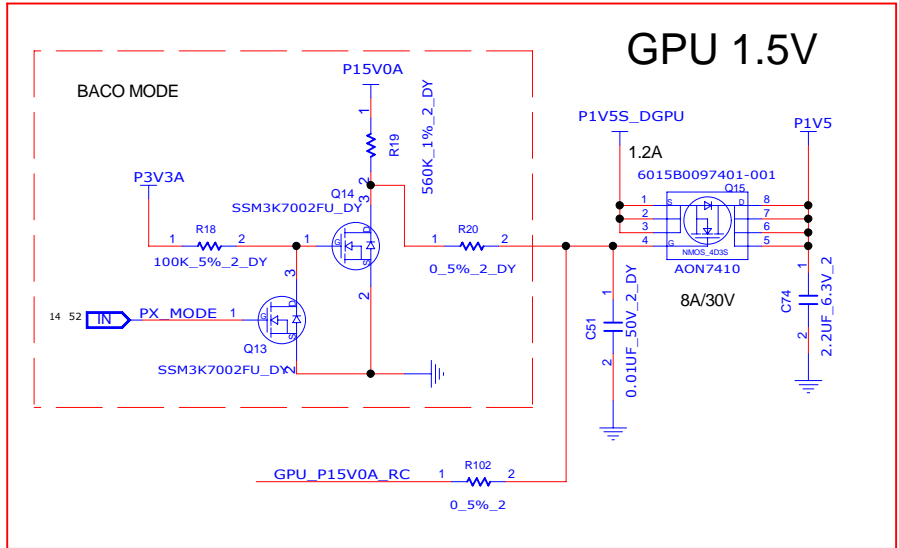
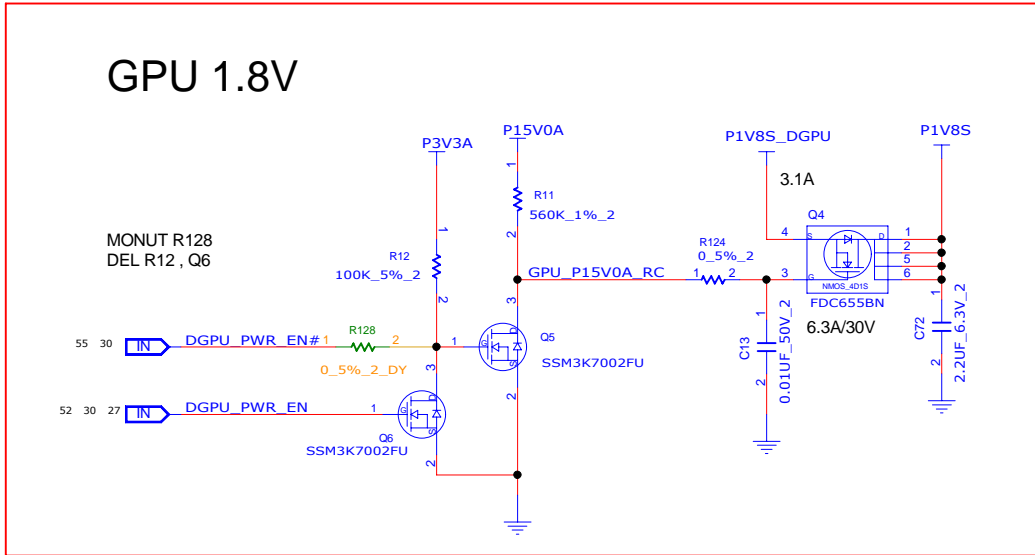
SHEET 52 of 57







DEFULT IS PX5.0

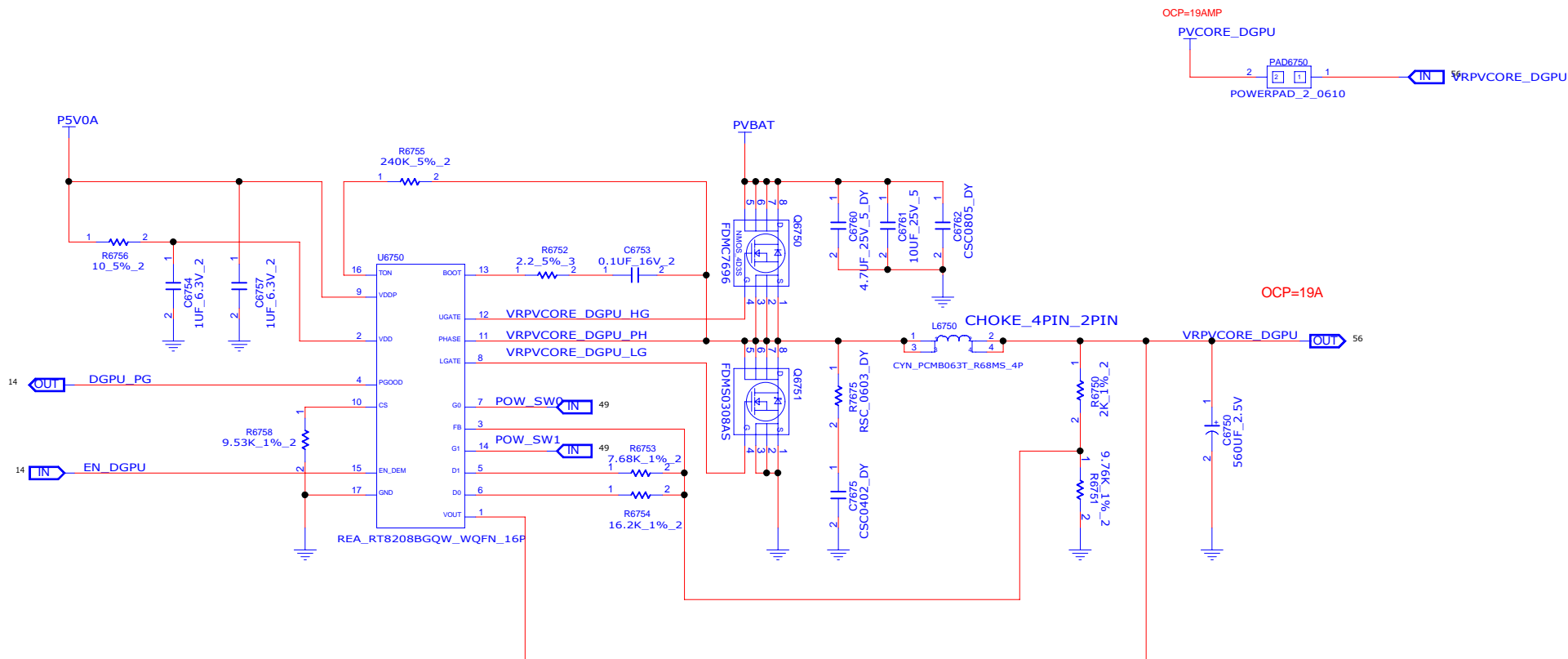


INVENTEC

TITLE			
MODEL, PROJECT, FUNCTION			
DGPU_POWER_EE			
SIZE	CODE	DOC NUMBER	REV
A3	CS	1310xxxxx-0-0	X01

CHANGE by XXX DATE 21-OCT-2002

SHEET 55 of 57



P.S. R6750(R1)R6751(R2)R6753(R3)R6754(R4)

RT8208A		RT8208B		Output Voltage Equation
G0	G1	G0	G1	
0	0	1	1	$V_{OUT} = \frac{R1+R2}{R2} \times 0.75$
1	0	0	1	$V_{OUT} = \frac{R1+(R2/R3)}{(R2/R3)} \times 0.75$
0	1	1	0	$V_{OUT} = \frac{R1+(R2/R4)}{(R2/R4)} \times 0.75$
1	1	0	0	$V_{OUT} = \frac{R1+(R2/R3/R4)}{(R2/R3/R4)} \times 0.75$

INVENTEC

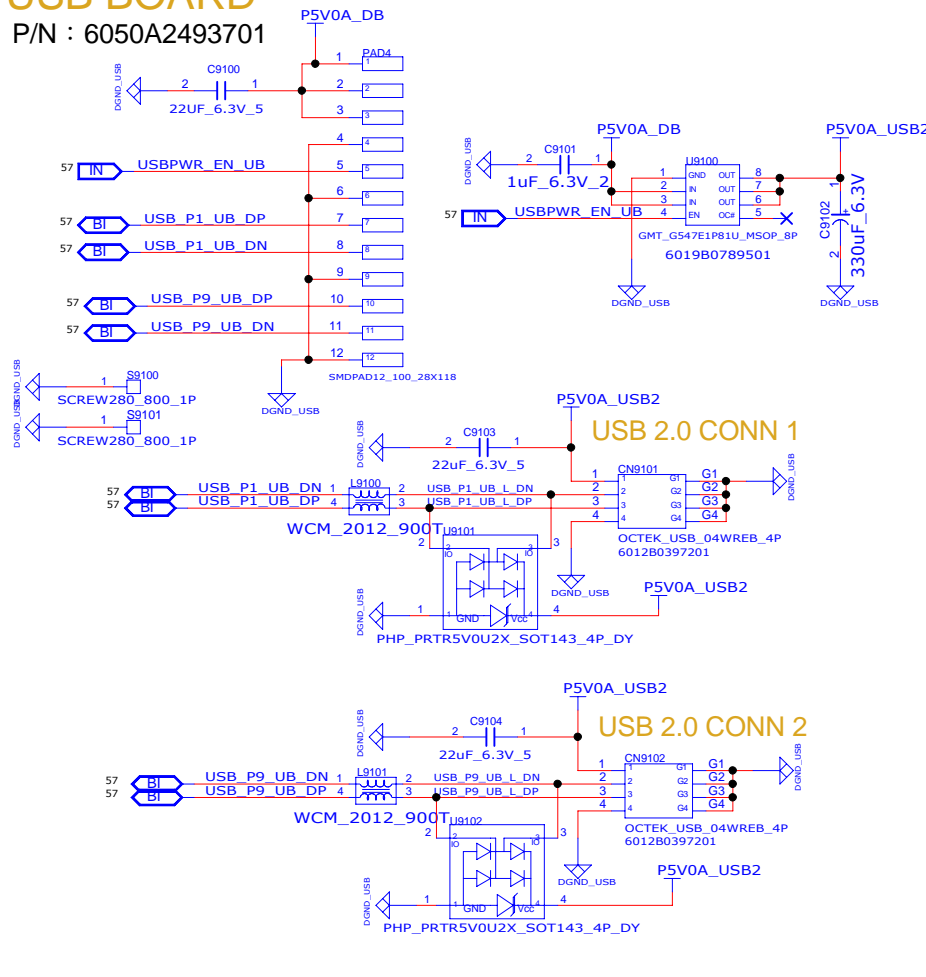
TITLE			
MODEL,PROJECT,FUNCTION			
DGPU_POWER			
SIZE	CODE	DOC NUMBER	REV
A3	CS	1310xxxx-0-0	X01

CHANGE by XXX DATE 21-OCT-2002

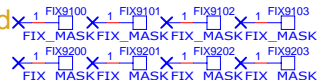
SHEET 56 of 57

USB BOARD

P/N : 6050A2493701



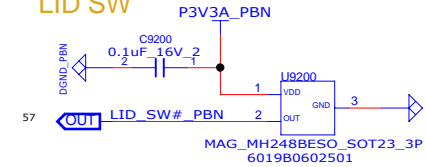
for Dauther Board



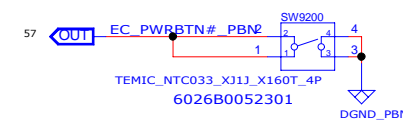
POWER BUTTON BOARD

P/N : 6050A2493201

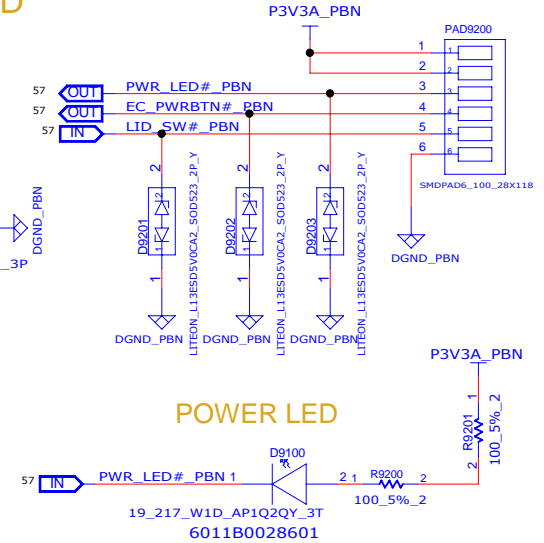
LID SW



POWER BUTTON

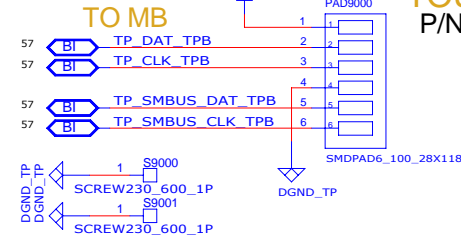


POWER LED

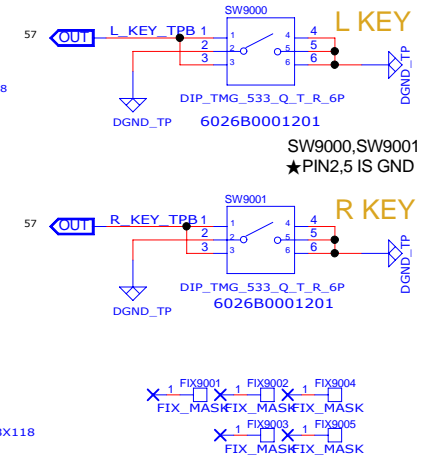
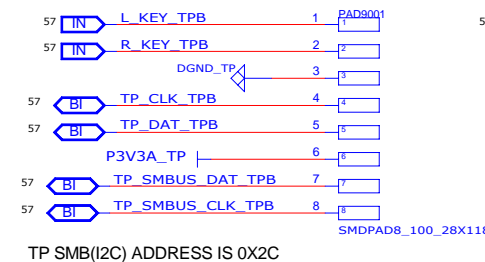


TOUCHPAD R / L BOARD

P/N : 6050A2493601



TO T/P MODULE



INVENTEC

TITLE			
MODEL, PROJECT, FUNCTION			
USB, POWER BUTTON DB			
SIZE	CODE	DOC NUMBER	REV
A3	CS	1310xxxxx-0-0	X01

CHANGE by XXX DATE 21-OCT-2002

SHEET 57 of 57